



City of Farmington
354 W. Main Street
P.O. Box 150
Farmington, AR 72730
479-267-3865
479-267-3805 (fax)

CITY COUNCIL AGENDA
November 13, 2017

A regular meeting of the Farmington City Council will be held on
Monday, November 13, 2017 at 6:00 p.m.
City Hall
354 W. Main Street, Farmington, Arkansas.

1. Call to Order – Mayor Ernie Penn
2. Roll Call – City Clerk Kelly Penn
3. Pledge of Allegiance
4. Comments from Citizens – the Council will hear brief comments at this time from citizens. No action will be taken. All comments will be taken under advisement.
5. Approval of the minutes – October 9, 2017 City Council Minutes
6. Financial Reports
7. Entertain a motion to read all ordinances and resolutions by title only.
8. Proclamations, special announcements, committee/commission appointments.
 - a. **2017 Prematurity Awareness Month Proclamation**
9. Committee Reports
 - b. Street Committee
 - c. City Beautification Committee
 - d. Economic Development Committee
 - e. Park & Recreation Committee
 - f. Finance Committee
 - g. Historic Preservation Committee
10. Items to be removed from City of Farmington Inventory – **SEE MEMO**

NEW BUSINESS

11. Discussion of audit services
12. Request approval for Mayor to negotiate property purchase from Farmington school.
13. Consider donation of property for detention pond.
14. Request from Gateway Homes, LLC for assistance with offsite improvements for development.
15. Request from Red Canyon Property for assistance with offsite improvements for development.
16. Resolution 2017-07 – A resolution providing for the adoption of a budget for the City of Farmington, Arkansas, for the twelve (12) months beginning January 1, 2018 and ending December 31, 2018 appropriating money for each item of expenditure therein provided for; and for other purposes.

INFORMATIONAL ITEMS:

- A. City Business Manager Report
- B. Court Clerk Monthly Distribution Report
- C. Fire Department Report
- D. Police Department Report
- E. Building/Public Works Report
- F. Library Report
- G. Planning Commission Minutes

Minutes

Minutes of the Regular Farmington City Council Meeting October 9th, 2017

The regular meeting of the Farmington City Council scheduled for Monday, October 9th, 2017 was called to order at 6:00 pm by Mayor Ernie Penn. City Clerk Kelly Penn called the roll and the following Council Members answered to their names: Patsy Pike, Sherry Mathews, Keith Lipford, Linda Bell, Brenda Cunningham, Bobby Morgan, Diane Bryant and Shelly Parsley. Also present were City Attorney Steve Tennant and City Business Manager Melissa McCarville. Mayor Penn led the Pledge of Allegiance.

Comments from Citizens – No comments from the citizens at this time.

Approval of the minutes for the September 11th, 2017 regular meeting of the city council.

On the motion of Council Member Bryant and seconded by Council Member Bell and by the consent of all 8 members present after a roll call vote, the minutes for the meeting were approved as presented.

Financial Reports – City Clerk Penn advised that city sales tax was down \$3,093.69, state sales tax was up \$1,216.44 for a total decrease of \$1,877.52

Entertain a motion to read all Ordinances and Resolutions by title only

On the motion of Council Member Cunningham and seconded by Council Member Bryant and by the consent of all 8 members present after a roll call vote, the motion to read all Ordinances and Resolutions by title only was approved.

Proclamations, Special Announcements, Committee/Commission Appointments. Committee Reports

Mayor Penn had Court Clerk Kim Bentley introduce our new Deputy Court Clerk Shasta Weihl to the City Council. Mayor Penn informed the council of upcoming projects:

- Gibson Hill & Tyler Road projects should be completed in the next few weeks.
- Drainage project on Southwinds road to alleviate some flooding issues due to lack of drop inlets.
- Detention pond for Meadowsuite subdivision
- Broyles street road repair

-Public Works Building – Roy Hummel has offered free property to the city but the city would be responsible for running water to the property, which cost estimates appear to be around \$300,000.00. The city is also in talks with the school to for possible land purchase.

- Parks Projects include tennis court, pavilion, and new bathrooms.

Committee Reports – All committee reports were include in the council packets.

The Finance Committee met before the council meeting today to discuss repairs on the traffic light at the intersection on Highway 62 and County Road 62. After a brief report by Police Chief Brian Hubbard, the committee voted to approve the repair by Signal Tek in the amount of \$15,036.40. A written report will be included in the November packet for the council under committee reports.

Old Business

Ordinance No. 2017-11 An ordinance to amend ordinance no 7.1, zoning regulations adopted in 2015, section 14.04.05 to provide for an R-3 zero lot line single family residential zoning

A motion was made by Council Member Bell and seconded by Council Member Cunningham to place Ordinance 2017-11 on its third reading by title only. It was approved by all 8 of those present after a roll call vote. Mayor Penn asked “Shall the ordinance pass?” After a roll call vote, the ordinance passed 7-1, with Alderman Lipford voting no.

New Business

Ordinance No. 2017-14 – An Ordinance levying a tax on the real and personal property within the city of Farmington, Arkansas for the year 2018 fixing the rate thereof at 5.0 mils and certifying the same to the County Clerk of Washington County, Arkansas.

A motion was made by Council Member Bryant and seconded by Council Member Bell to suspend the rule requiring the reading of an ordinance in full on 3 different dates be suspended and that ordinance 2017-14 is to be read by title only one time. It was approved by all 8 members present after a roll call vote. City Attorney Tennant read Ordinance 2017-14 by title only. Mayor Penn asked shall the Ordinance Pass? It was approved by all 8 members present after a roll call vote. A motion was made by Council Member Bell and seconded by Council Member Bryant to approve the Emergency Clause for Ordinance No. 2017-14. It was approved by all 8 of those present after a roll call vote

Request approval to accept & proceed with engineering services proposal from McGoodwin, Williams and Yates for Southwinds Drainage Improvements.

After a brief presentation to the council by Chris Brackett, Engineer for McGoodwin, Williams and Yates, a motion was made by Council Member Bryant and seconded by Council Member Lipford to approve engineering proposal for McGoodwin, Williams and Yates in the dollar amount of \$41,442.00. It was approved by all 8 of those present after a roll call vote.

Ordinance No. 2017-15 An Ordinance to amend Ordinance 7.9 of 2001 to provide regulations for the construction, operation and maintenance of a digital billboard in the city of Farmington. Road.

City Attorney Tennant gave the council a brief overview on this ordinance, it applies to the only sign in the city that has been here for many years and this is a house keeping item to make sure we are covered if anyone else ever applies to have a similar sign installed. A motion was made by Council Member Bell and seconded by Council Member Cunningham to suspend the rule requiring the reading of an ordinance in full on 3 different dates be suspended and that ordinance 2017-15 is to be read by title only one time. It was approved by all 8 those present after a roll call vote. City Attorney Tennant read Ordinance 2017-15 by title only. Mayor Penn asked "Shall the ordinance pass?" It was approved by all 8 of those present after a roll call vote. A motion was made by Council Member Bell and seconded by Council Member Cunningham to approve Ordinance 2017-15 with an emergency clause. It was approved by all 8 of those present after a roll call vote.

Mayor Penn asked if anyone had anything or any questions before we adjourned.

Alderman Bryant said she would like to see Ordinances read all 3 times over the 3 month period rather than pass them with an emergency clause. She would also like to see projects put out for bid.

Alderman Cunningham asked who she needed to notify if an area of the city needed street lights. Mayor Penn told her to contact Floyd and encouraged any Council Members to contact department heads directly if they had questions about projects.

Alderman Bell asked City Attorney Tennant when the Waste Management contract will be ready for review and the services would be put out for bid. City Attorney Tennant replied that the Waste Management person that deals with our city contract had been out of the office due to health issues for quite a while and that is what had caused the delay, but they had finally submitted an 80 page document for his review and he was working on it.

Mayor Penn said that until a new contract is approved no changes can be made to the existing contract and no rate increases can be made and that we have only had 2 rate increases for senior citizens since entering into the contract with waste management. This is for residential service only, commercial customers can contract to whatever service they want. He advised that when the council reviews upcoming bids we need to make sure whatever company we choose can service the needs of our city and having a landfill is something that we need to be sure we have access too.

There being no further business to come before the council and on the motion of Council Member Lipford and seconded by Council Member Morgan and by the consent of all members present, the meeting adjourned at 7:14 pm until the next regularly scheduled meeting to be held Monday November 13th, 2017 at in the City Council Chambers in City Hall, located at 354 West Main Street, Farmington, Arkansas.

Approved;

Mayor Ernie Penn

City Clerk Kelly Penn

Financial

MONTH	CITY SALES TAX		STATE SALES TAX	
	2016	2017	2016	2017
JANUARY	\$ 50,899.94	\$ 57,103.51	\$ 88,109.44	\$ 94,536.33
FEBRUARY	\$ 58,889.40	\$ 61,852.68	\$ 101,489.67	\$ 105,195.78
MARCH	\$ 51,440.57	\$ 64,178.41	\$ 79,550.26	\$ 90,177.29
APRIL	\$ 52,628.34	\$ 64,037.29	\$ 92,046.12	\$ 89,619.16
MAY	\$ 59,845.31	\$ 66,577.23	\$ 89,596.09	\$ 99,256.59
JUNE	\$ 51,940.54	\$ 61,111.32	\$ 86,705.96	\$ 93,107.16
JULY	\$ 57,444.85	\$ 69,900.21	\$ 95,018.04	\$ 103,314.13
AUGUST	\$ 58,725.74	\$ 66,619.94	\$ 91,678.49	\$ 100,462.04
SEPTEMBER	\$ 68,785.76	\$ 65,692.07	\$ 97,719.53	\$ 98,935.97
OCTOBER	\$ 58,706.39	\$ 61,517.09	\$ 95,999.94	\$ 100,562.81
NOVEMBER	\$ 59,186.30		\$ 92,944.39	
DECEMBER	\$ 59,966.30		\$ 94,495.76	
TOTALS	\$ 688,459.44	\$ 638,589.75	\$ 1,105,353.69	\$ 975,167.26
Previous year, compared to current year		\$ 2,810.70		\$ 4,562.87
		Total difference	\$ 7,373.57	

Statement of Revenue and Expenditures

	Year-To-Date	Annual Budget	Jan 2017
	Jan 2017	Jan 2017	Dec 2017
	Oct 2017	Jan 2017	Percent of
	Actual	Dec 2017	Budget
Revenue & Expenditures			
GENERAL REVENUES			
Revenue			
ACCIDENT REPORT REVENUES	1,900.00	600.00	316.67%
ACT 833	21,250.51	17,000.00	125.00%
ALCOHOL SALES TAX	3,495.70	2,278.00	153.45%
ANIMAL CONTROL REVENUES	2,360.00	2,500.00	94.40%
BUILDING INSPECTION FEES	106,870.60	60,000.00	178.12%
BUSINESS LICENSES	5,050.00	5,000.00	101.00%
CITY COURT FINES	92,400.00	36,000.00	256.67%
CITY SALES TAX REVENUES	555,838.64	516,957.00	107.52%
COUNTY TURNBACK	343,914.31	415,000.00	82.87%
DEVELOPMENT FEES	6,527.75	7,000.00	93.25%
FRANCHISE FEES	313,307.70	375,000.00	83.55%
GARAGE SALE PERMITS	2,950.00	3,000.00	98.33%
INTEREST REVENUES	0.00	2,000.00	0.00%
MISCELLANEOUS REVENUES	14,999.27	1,200.00	1,249.94%
PARK RENTAL	1,600.00	1,200.00	133.33%
SALES TAX - OTHER	975,167.26	1,087,044.00	89.71%
SPORTS COMPLEX FEES	46,680.29	50,000.00	93.36%
SRO REIMBURSEMENT REVENUES	18,328.62	35,000.00	52.37%
STATE TURNBACK	81,741.58	100,000.00	81.74%
Revenue	\$2,594,382.23	\$2,716,779.00	
Gross Profit	\$2,594,382.23	\$2,716,779.00	
Revenue Less Expenditures	\$2,594,382.23	\$2,716,779.00	
Net Change in Fund Balance	\$2,594,382.23	\$2,716,779.00	

GENERAL FUND

Statement of Revenue and Expenditures

	Year-To-Date		Annual Budget	Jan 2017
	Jan 2017	Oct 2017	Jan 2017	Dec 2017
	Actual	Actual	Dec 2017	Percent of Budget
ADMINISTRATIVE DEPT				
Revenue				
BOND FUND	1,792.74		0.00	0.00%
Revenue	\$1,792.74		\$0.00	
Gross Profit	\$1,792.74		\$0.00	
Expenses				
ADDITIONAL SERVICES EXPENSE	96,956.35		185,000.00	52.41%
ADVERTISING EXPENSE	6,314.29		5,000.00	126.29%
BREATHALYZER EXPENSES	420.89		0.00	0.00%
BUILDING MAINT & CLEANING	33,684.85		40,000.00	84.21%
CREDIT CARD FEE EXPENSE	3,570.36		0.00	0.00%
ELECTION EXPENSES	4,286.10		0.00	0.00%
INSURANCES EXPENSE	12,950.11		30,656.00	42.24%
LEGAL FEES	2,082.17		10,000.00	20.82%
MATERIALS & SUPPLIES EXPENSE	11,594.42		22,000.00	52.70%
MISCELLANEOUS EXPENSE	1,170.00		2,000.00	58.50%
NEW EQUIPMENT PURCHASE	2,176.08		16,000.00	13.60%
PAYROLL EXP - CITY ATTRNY	32,397.30		32,175.00	100.69%
PAYROLL EXP - ELECTED OFFICIA	67,599.42		83,500.00	80.96%
PAYROLL EXP - REGULAR	164,383.58		243,000.00	67.65%
PLANNING COMMISSION	11,969.91		19,400.00	61.70%
POSTAGE EXPENSE	1,335.97		4,000.00	33.40%
PROFESSIONAL SERVICES	40,983.67		41,500.00	98.76%
REPAIR & MAINT - OFFICE EQUIP	92.66		5,000.00	1.85%
RETURNED CHECK	25.00		0.00	0.00%
TECHNICAL SUPPORT	4,788.18		11,000.00	43.53%
TELECOMMUNICATION EXPENSES	447.65		0.00	0.00%
TRAVEL, TRAINING & MEETINGS	8,644.20		15,000.00	57.63%
UTILITIES EXPENSES	43,229.28		50,000.00	86.46%
Expenses	\$551,102.44		\$815,231.00	
Revenue Less Expenditures	(\$549,309.70)		(\$815,231.00)	
Net Change in Fund Balance	(\$549,309.70)		(\$815,231.00)	

GENERAL FUND
Statement of Revenue and Expenditures

	Year-To-Date Jan 2017 Oct 2017 Actual	Annual Budget Jan 2017 Dec 2017	Jan 2017 Dec 2017 Percent of Budget
ANIMAL CONTROL DEPT			
Expenses			
FUEL EXPENSES	801.36	2,450.00	32.71%
MATERIALS & SUPPLIES EXPENSE	61.28	600.00	10.21%
NEW EQUIPMENT PURCHASE	0.00	800.00	0.00%
PAYROLL EXP - REGULAR	46,155.63	56,000.00	82.42%
PROFESSIONAL SERVICES	9,766.00	18,965.00	51.49%
REPAIR & MAINT - EQUIPMENT	673.85	1,563.00	43.11%
TRAVEL, TRAINING & MEETINGS	0.00	500.00	0.00%
UNIFORMS/GEAR EXPENSE	541.25	728.00	74.35%
Expenses	\$57,999.37	\$81,606.00	
Revenue Less Expenditures	(\$57,999.37)	(\$81,606.00)	
Net Change in Fund Balance	(\$57,999.37)	(\$81,606.00)	

GENERAL FUND
Statement of Revenue and Expenditures

	Year-To-Date Jan 2017 Oct 2017 Actual	Annual Budget Jan 2017 Dec 2017	Jan 2017 Dec 2017 Percent of Budget
BUILDING PERMIT DEPT			
Expenses			
FUEL EXPENSES	1,458.56	3,500.00	41.67%
MATERIALS & SUPPLIES EXPENSE	2,545.00	1,500.00	169.67%
PAYROLL EXP - REGULAR	64,914.22	80,500.00	80.64%
REPAIR & MAINT - AUTOMOBILES	107.04	0.00	0.00%
REPAIR & MAINT - EQUIPMENT	0.00	1,500.00	0.00%
TRAVEL, TRAINING & MEETINGS	2,189.70	3,483.00	62.87%
UNIFORMS/GEAR EXPENSE	996.83	750.00	132.91%
Expenses	\$72,211.35	\$91,233.00	
Revenue Less Expenditures	(\$72,211.35)	(\$91,233.00)	
Net Change in Fund Balance	(\$72,211.35)	(\$91,233.00)	

GENERAL FUND
Statement of Revenue and Expenditures

	Year-To-Date Jan 2017 Oct 2017 Actual	Annual Budget Jan 2017 Dec 2017	Jan 2017 Dec 2017 Percent of Budget
FIRE DEPT			
Expenses			
FUEL EXPENSES	3,073.35	8,000.00	38.42%
HAZMAT EXPENSES	2,270.12	2,400.00	94.59%
MATERIALS & SUPPLIES EXPENSE	3,789.58	7,500.00	50.53%
MISCELLANEOUS EXPENSE	242.94	500.00	48.59%
NEW EQUIPMENT PURCHASE	0.00	5,228.00	0.00%
PAYROLL EXP - REGULAR	231,146.21	298,000.00	77.57%
REPAIR & MAINT - EQUIPMENT	886.25	3,000.00	29.54%
REPAIR & MAINT - TRUCK	4,709.44	5,000.00	94.19%
TRAVEL, TRAINING & MEETINGS	629.00	4,000.00	15.73%
UNIFORMS/GEAR EXPENSE	1,753.96	11,162.00	15.71%
Expenses	\$248,500.85	\$344,790.00	
Revenue Less Expenditures	(\$248,500.85)	(\$344,790.00)	
Net Change in Fund Balance	(\$248,500.85)	(\$344,790.00)	

GENERAL FUND
Statement of Revenue and Expenditures

	Year-To-Date Jan 2017 Oct 2017 Actual	Annual Budget Jan 2017 Dec 2017	Jan 2017 Dec 2017 Percent of Budget
LAW ENFORCE - COURT			
Expenses			
MATERIALS & SUPPLIES EXPENSE	1,003.39	1,100.00	91.22%
MISCELLANEOUS EXPENSE	0.00	400.00	0.00%
NEW EQUIPMENT PURCHASE	1,274.20	3,000.00	42.47%
PAYROLL EXP - REGULAR	80,171.28	103,250.00	77.65%
SPECIAL COURT COSTS	0.00	6,500.00	0.00%
TRAVEL, TRAINING & MEETINGS	399.28	1,950.00	20.48%
Expenses	\$82,848.15	\$116,200.00	
Revenue Less Expenditures	(\$82,848.15)	(\$116,200.00)	
Net Change in Fund Balance	(\$82,848.15)	(\$116,200.00)	

GENERAL FUND
Statement of Revenue and Expenditures

	Year-To-Date Jan 2017 Oct 2017 Actual	Annual Budget Jan 2017 Dec 2017	Jan 2017 Dec 2017 Percent of Budget
LAW ENFORCE - POLICE			
Expenses			
BREATHALYZER EXPENSES	84.47	800.00	10.56%
DRUG TASK FORCE	0.00	2,000.00	0.00%
FUEL EXPENSES	19,376.40	37,500.00	51.67%
MATERIALS & SUPPLIES EXPENSE	23,789.47	31,894.00	74.59%
MISCELLANEOUS EXPENSE	0.00	1,000.00	0.00%
NEW EQUIPMENT PURCHASE	33,789.13	27,000.00	125.14%
PAYROLL EXP - REGULAR	649,241.95	779,000.00	83.34%
PAYROLL EXP - SRO	52,836.34	72,676.00	72.70%
REPAIR & MAINT - AUTOMOBILES	13,847.28	16,000.00	86.55%
REPAIR & MAINT - EQUIPMENT	1,421.64	3,000.00	47.39%
TRAVEL, TRAINING & MEETINGS	405.00	9,500.00	4.26%
UNIFORMS/GEAR EXPENSE	8,900.55	9,500.00	93.69%
UTILITIES EXPENSES	119.81	0.00	0.00%
Expenses	\$803,812.04	\$989,870.00	
Revenue Less Expenditures	(\$803,812.04)	(\$989,870.00)	
Net Change in Fund Balance	(\$803,812.04)	(\$989,870.00)	

GENERAL FUND
Statement of Revenue and Expenditures

	Year-To-Date Jan 2017 Oct 2017 Actual	Annual Budget Jan 2017 Dec 2017	Jan 2017 Dec 2017 Percent of Budget
LIBRARY			
Expenses			
LIBRARY TRANSFER	30,000.00	30,000.00	100.00%
Expenses	\$30,000.00	\$30,000.00	
Revenue Less Expenditures	(\$30,000.00)	(\$30,000.00)	
Net Change in Fund Balance	(\$30,000.00)	(\$30,000.00)	

Statement of Revenue and Expenditures

	Year-To-Date Jan 2017 Oct 2017 Actual	Annual Budget Jan 2017 Dec 2017	Jan 2017 Dec 2017 Percent of Budget
PARKS DEPT			
Expenses			
FUEL EXPENSES	2,294.21	3,000.00	76.47%
MATERIALS & SUPPLIES EXPENSE	2,562.64	5,000.00	51.25%
MISCELLANEOUS EXPENSE	0.00	1,000.00	0.00%
NEW EQUIPMENT PURCHASE	12,000.00	10,000.00	120.00%
PAYROLL EXP - REGULAR	52,826.48	51,615.00	102.35%
PAYROLL EXP - SPORTS COMPLEX	60,887.10	64,700.00	94.11%
PROFESSIONAL SERVICES	0.00	3,100.00	0.00%
REPAIR & MAINT - EQUIPMENT	1,034.21	5,000.00	20.68%
SPORTS PARK FUEL	1,002.98	2,000.00	50.15%
SPORTS PARK MATERIALS	12,654.51	16,000.00	79.09%
SPORTS PARK NEW EQUIP	5,790.00	12,000.00	48.25%
SPORTS PARK PROF SERV	37,449.21	35,000.00	107.00%
SPORTS PARK REPAIR/MAINT	2,824.22	14,000.00	20.17%
SPORTS PARK UNIFORMS	1,082.50	750.00	144.33%
SPORTS PARK UTILITIES	10,214.18	20,934.00	48.79%
UNIFORMS/GEAR EXPENSE	656.31	750.00	87.51%
UTILITIES EXPENSES	1,931.69	3,000.00	64.39%
Expenses	\$205,210.24	\$247,849.00	
Revenue Less Expenditures	(\$205,210.24)	(\$247,849.00)	
Net Change in Fund Balance	(\$205,210.24)	(\$247,849.00)	

Statement of Revenue and Expenditures

	Year-To-Date	Annual Budget	Jan 2017
	Jan 2017	Jan 2017	Dec 2017
	Oct 2017	Jan 2017	Percent of
	Actual	Dec 2017	Budget
STREET DEPT			
Revenue			
PAYMENT IN LIEU OF IMPROVEME	131,414.00	0.00	0.00%
Revenue	\$131,414.00	\$0.00	
Gross Profit	\$131,414.00	\$0.00	
Expenses			
TRANS TO STREET FUND	131,414.00	0.00	0.00%
Expenses	\$131,414.00	\$0.00	

Statement of Revenue and Expenditures

	Year-To-Date	Annual Budget	Jan 2017
	Jan 2017	Jan 2017	Dec 2017
	Oct 2017	Dec 2017	Percent of
	Actual		Budget
TRANSFERS BETWEEN FUNDS			
Revenue			
STREET COUNTY TURNBACK	36,995.57	0.00	0.00%
Revenue	\$36,995.57	\$0.00	
Gross Profit	\$36,995.57	\$0.00	
Expenses			
STREET CITY SALE TAX	174,444.01	0.00	0.00%
STREET COUNTY TURNBACK EXPE	38,843.21	0.00	0.00%
Expenses	\$213,287.22	\$0.00	
Revenue Less Expenditures	(\$176,291.65)	\$0.00	
Net Change in Fund Balance	(\$176,291.65)	\$0.00	

GENERAL FUND
Statement of Revenue and Expenditures

	Year-To-Date Jan 2017 Oct 2017 Actual	Annual Budget Jan 2017 Dec 2017	Jan 2017 Dec 2017 Percent of Budget
Unallocated			
Revenue			
GRANTS	3,500.00	0.00	0.00%
INTEREST REVENUES	2,991.97	0.00	0.00%
MISCELLANEOUS REVENUES	804.17	0.00	0.00%
STREET CITY SALES TAX	144,268.17	0.00	0.00%
Revenue	\$151,564.31	\$0.00	
Gross Profit	\$151,564.31	\$0.00	
Revenue Less Expenditures	\$151,564.31	\$0.00	
Net Change in Fund Balance	\$151,564.31	\$0.00	

GENERAL FUND
Statement of Revenue and Expenditures

Report Totals	\$9,268,209.74	\$8,150,337.00
----------------------	-----------------------	-----------------------

Records included in total = 141

LIBRARY FUND
Statement of Revenue and Expenditures

	Current Period Jan 2017 Oct 2017 Actual	Annual Budget Jan 2017 Dec 2017	Jan 2017 Dec 2017 Percent of Budget
Revenue & Expenditures			
Revenue			
FINES/LOST ITEMS	4,580.85	3,000.00	152.70%
INTEREST REVENUES	24.59	0.00	0.00%
TRANS FROM GENERAL FUND	30,000.00	30,000.00	100.00%
WASHINGTON CO LIBRARY REVE	129,230.00	155,077.00	83.33%
Revenue	\$163,835.44	\$188,077.00	
Gross Profit	\$163,835.44	\$188,077.00	
Expenses			
ADVERTISING EXPENSE	499.68	0.00	0.00%
BOOKS AND MEDIA	21,361.39	32,000.00	66.75%
INSURANCES EXPENSE		2,000.00	0.00%
MATERIALS & SUPPLIES EXPENSE	9,107.76	12,000.00	75.90%
MISCELLANEOUS EXPENSE	88.00	500.00	17.60%
NEW EQUIPMENT PURCHASE		5,000.00	0.00%
PAYROLL EXP - REGULAR	72,808.88	120,000.00	60.67%
POSTAGE EXPENSE	107.81	300.00	35.94%
PROGRAMS EXPENSE	430.00	1,000.00	43.00%
REPAIR & MAINT - BUILDING	4,409.46	6,000.00	73.49%
TECHNICAL SUPPORT		400.00	0.00%
TRAVEL, TRAINING & MEETINGS	538.00	400.00	134.50%
UTILITIES EXPENSES	5,835.40	8,477.00	68.84%
Expenses	\$115,186.38	\$188,077.00	
Revenue Less Expenditures	\$48,649.06	\$0.00	
Net Change in Fund Balance	\$48,649.06	\$0.00	

STREET FUND
Statement of Revenue and Expenditures

	Year-To-Date Jan 2017 Oct 2017 Actual	Annual Budget Jan 2017 Dec 2017	Jan 2017 Dec 2017 Percent of Budget
Revenue & Expenditures			
Revenue			
GRANTS	195,044.97	0.00	0.00%
INTEREST REVENUES	46.31	100.00	46.31%
MISCELLANEOUS REVENUES	6,527.00	100.00	6,527.00%
PAYMENT IN LIEU OF IMPROVEME	131,414.00	0.00	0.00%
STREET CITY SALES TAX	174,444.01	157,607.00	110.68%
STREET COUNTY TURNBACK	36,995.57	40,000.00	92.49%
STREET STATE TURNBACK	345,490.87	387,443.00	89.17%
Revenue	\$889,962.73	\$585,250.00	
Gross Profit	\$889,962.73	\$585,250.00	
Expenses			
ADDITIONAL SERVICES EXPENSE	81.68	0.00	0.00%
ADVERTISING EXPENSE	977.84	0.00	0.00%
FUEL EXPENSES	5,007.25	9,000.00	55.64%
INSURANCES EXPENSE	0.00	3,000.00	0.00%
MATERIALS & SUPPLIES EXPENSE	7,161.23	13,000.00	55.09%
MISCELLANEOUS EXPENSE	156.13	500.00	31.23%
NEW EQUIPMENT PURCHASE	12,814.21	35,000.00	36.61%
PAYROLL EXP - REGULAR	147,147.95	184,000.00	79.97%
PROFESSIONAL SERVICES	231,415.13	20,000.00	1,157.08%
REPAIR & MAINT - BUILDING	10,320.90	0.00	0.00%
REPAIR & MAINT - EQUIPMENT	11,695.82	10,000.00	116.96%
REPAIR & MAINT - TRUCK	55.83	0.00	0.00%
STREET LIGHTS	58,115.79	50,000.00	116.23%
STREET/ROAD REPAIRS	168,389.12	253,250.00	66.49%
TRAVEL, TRAINING & MEETINGS	0.00	500.00	0.00%
UNIFORMS/GEAR EXPENSE	1,882.15	2,000.00	94.11%
UTILITIES EXPENSES	2,366.00	5,000.00	47.32%
Expenses	\$657,587.03	\$585,250.00	
Revenue Less Expenditures	\$232,375.70	\$0.00	
Net Change in Fund Balance	\$232,375.70	\$0.00	

Proclamations,
special
announcements
and
appointments



2017 Prematurity Awareness Month Proclamation

WHEREAS, the March of Dimes Foundation is a pioneer in improving the health of infants and women of childbearing age by preventing birth defects, premature birth and infant mortality, and

WHEREAS, premature birth is the leading cause of death in newborn babies. Prematurity is defined as birth before 37 completed weeks of gestation. Premature babies who survive may suffer immediate complications and often face lifelong health problems, such as learning disabilities, vision and hearing impairment, and cerebral palsy, and

WHEREAS, the March of Dimes has set a national goal of reducing preterm birth to 5.5 percent in every state by 2030, which will result in a healthier start in life for tens of thousands of infants, and

WHEREAS, there were 38,800 live births in Arkansas in 2014, and of those 4,202 babies were born preterm, representing 10.8 percent of all state births, that's 1 in 9 babies born too soon, and

WHEREAS, in Arkansas, preventing premature births could mean an annual savings of up to \$217 million, and

WHEREAS, prematurity and birth defects are the leading causes of infant mortality in Arkansas. Birth defects accounted for 1,101 of all infant deaths in Arkansas in 2012.

WHEREAS, Arkansas receives a grade of D on the March of Dimes 2017 (2016 data) Premature Birth Report Card representing 10.8 percent of all state births that are preterm, and

WHEREAS, the March of Dimes in Arkansas has worked extensively to promote access to health services and health coverage that help to reduce premature birth and promote health equity, and

WHEREAS, the March of Dimes in Arkansas looks forward to partnering with Mayor Ernie Penn and the city of Farmington in response to the continued crisis of premature birth, and

WHEREAS, the month of November is recognized as World Prematurity Awareness Month to bring about recognition of this global health crisis, and November 17 is recognized as Prematurity Awareness Day across the United States, and

WHEREAS, the March of Dimes and its volunteers continue to advocate for national and state health policies and programs that affect women of childbearing age, infants, children, and families, and



NOW, THEREFORE, I, Mayor Ernie Penn of Farmington, Arkansas, do hereby extend special recognition to the March of Dimes in Arkansas and declare November 17, 2017 as Prematurity Awareness Day.

IN WITNESS THEREOF, I have hereunto set my hand this 1st day of November, 2017.

A handwritten signature in blue ink, appearing to read "Ernie Penn", written over a horizontal line.

Mayor Ernie Penn

Committee Reports



Farmington Finance Committee
Meeting Minutes

October 9, 2017

Present: Patsy Pike, Chair, Members: Kelly Penn, Ron Petrie, Police Chief Brian Hubbard & Business Manager Melissa McCarville,

Absent: Mike Willard

Discussion

Chief Hubbard reported that the traffic signal at Hwy 62 and County Road 62 has been malfunctioning. The technician has rigged it to run for the time being but it needs upgrades. He presented us with two options. One includes using the existing camera for \$8,791.10 and the other is with a new color camera for \$15,036.40. This type of camera will eventually be used in all our signals. We were told that these types of upgrades would begin being needed this year.

Action

Kelly made the motion and Patsy seconded to go with the new camera for \$15,036.40. All were in favor. Brian mentioned that the technician said that there may be a possibility of some trade-in value to the existing equipment so the cost may be slightly less.

Brian Hubbard

From: Greg Biswell <GBiswell@tsokc.com>
Sent: Friday, October 06, 2017 1:07 PM
To: brianhubbard@cityoffarmington-ar.gov
Cc: Bill Byers; Walter Floyd
Subject: Farmington - Hwy 62 & CR 62 - Video Detection Upgrade and Repair
Attachments: Signalek_City of Farmington hwy 62 CR 62.pdf

Brian,

Please see attached quote, per your request, for the equipment concerning the repair and upgrade to the video detection system at Hwy 62 & County Rd 62.

Feel free to give me a call if you have any questions or need any additional information.

Thanks

Greg Biswell
Traffic Signal Technician



📍: 783 W. Morris Ave.
Springdale, AR 72764
: O: (479) 419-9320
: C: (479) 518-1112
: www.tsokc.com

Greg Biswell
Traffic Signal Technician



SignalTek Inc
: 783 W. N Ave.
Springdale, AR 72764



SIGNALTEK

1502 W. 37th Place, Tulsa, OK 74107
P: (918) 583-4335, F: (918) 582-6118

To: City Of Farmington	Contact: Brian Hubbard
Address: 372 W. Main Farmington, AR 72730	Phone: 479-267-3411
	Fax: (479) 267-5897
Project Name: Farmington Video Hwy 62 & CR 62	Bid Number: 1
Project Location: Hwy 62 & CR 62, Farmington, AR	Bid Date: 10/6/2017

Item #	Item Description	Total Price
--------	------------------	-------------

WITH CAMERAS

A	Labor For Install Of Equipment	\$1,760.00
A	Traffic Control & Mobilization	\$500.00
A	Traffic Signal Equipment Upgrade With Cameras	\$12,776.40

Total Price for above WITH CAMERAS Items: \$15,036.40

WITHOUT CAMERAS

B	Labor For Install Of Equipment	\$800.00
B	Traffic Signal Equipment Upgrade Without Cameras	\$7,991.10

Total Price for above WITHOUT CAMERAS Items: \$8,791.10

Notes:

- The following equipment will be provided CR30 Edge2 Card Rack, PS175 Power Supply, 2 2 channel Edge video processors, 3 RZ4A WDR cameras
- This pricing reflects the trade-in discounted pricing from Iteris.

<p>ACCEPTED: The above prices, specifications and conditions are satisfactory and are hereby accepted.</p> <p>Buyer: _____</p> <p>Signature: _____</p> <p>Date of Acceptance: _____</p>	<p>CONFIRMED: SignalTek Inc.</p> <p>Authorized Signature: _____</p> <p>Greg Biswell - Traffic Signal Technician</p>
---	--

Agenda Item 10

(remove from inventory)



354 W. Main Street
P.O. Box 150
Farmington, AR 72730
479-267-3865
479-267-3805 (fax)

To: Farmington City Council
Ernie Penn, Mayor
Kelly Penn, City Clerk

From: BRIAN HUBBARD, CHIEF
Re: REMOVAL OF EQUIPMENT
Date: 11/13/2017

Recommendation

Requesting the removal of a Dell computer: OptiPlex 380, City Tag: 0063

Background

OptiPlex 380 was purchased in 2010 and End of Life was 2015. Able to keep running for 2 more years.

Discussion

Having issues with this PC for some time. Recently monitor burnt out and was making noise. This PC is out of date and no longer able to be serviced. Replaced with new PC. OptiPlex 7050.

Budget Impact

\$1126.68

Agenda Item 11



354 W. Main Street
P.O. Box 150
Farmington, AR 72730
479-267-3865
479-267-3805 (fax)

Memo

To: Farmington City Council
Ernie Penn, Mayor
Kelly Penn, City Clerk
From: Melissa McCarville
Re: Discussion of Audit Services
Date: November 8, 2017

Recommendation

Staff recommends requesting that Legislative Audit perform our audit for the fiscal year beginning January 1, 2017, and for the foreseeable future.

Background

You are all aware of the recent concerns we have had regarding our financial records and audits.

Discussion

We talked with legislative audit and in order for us to get back on their schedule we need a motion and approval by the City Council to request their services. Our request will be referred to their Executive Committee which meets in December. We should get an answer from them after their meeting.

Budget Impact

This will not impact the budget in a negative way as Legislative Audits services are free of charge.

Agenda Item 12



354 W. Main Street
P.O. Box 150
Farmington, AR 72730
479-267-3865
479-267-3805 (fax)

Memo

To: Farmington City Council
Ernie Penn, Mayor
Kelly Penn, City Clerk
From: Melissa McCarville
Re: Permission for the Mayor to negotiate property purchase from Farmington School
Date: November 8, 2017

Recommendation

Staff recommends the City Council allowing the Mayor to negotiate this purchase.

Background

The property under consideration is the area north of William's Elementary. We have looked at this property previously, as far back as when we were searching for property for the Sports Complex.

Discussion

Although the west part of this property is in the flood plain we feel there is enough area close to Broyles that could be used for our Public Work's Facility.

Budget Impact

The construction of this facility is an expense that would be borne by the bond funds. The Mayor can shed some light on what kind of value he feels should be considered.

Agenda Item 13



354 W. Main Street
P.O. Box 150
Farmington, AR 72730
479-267-3865
479-267-3805 (fax)

Memo

To: Farmington City Council
Ernie Penn, Mayor
Kelly Penn, City Clerk
From: Melissa McCarville
Re: Donation of property for detention pond
Date: November 8, 2017

Recommendation

Staff recommends the City Council accepting this donation.

Background

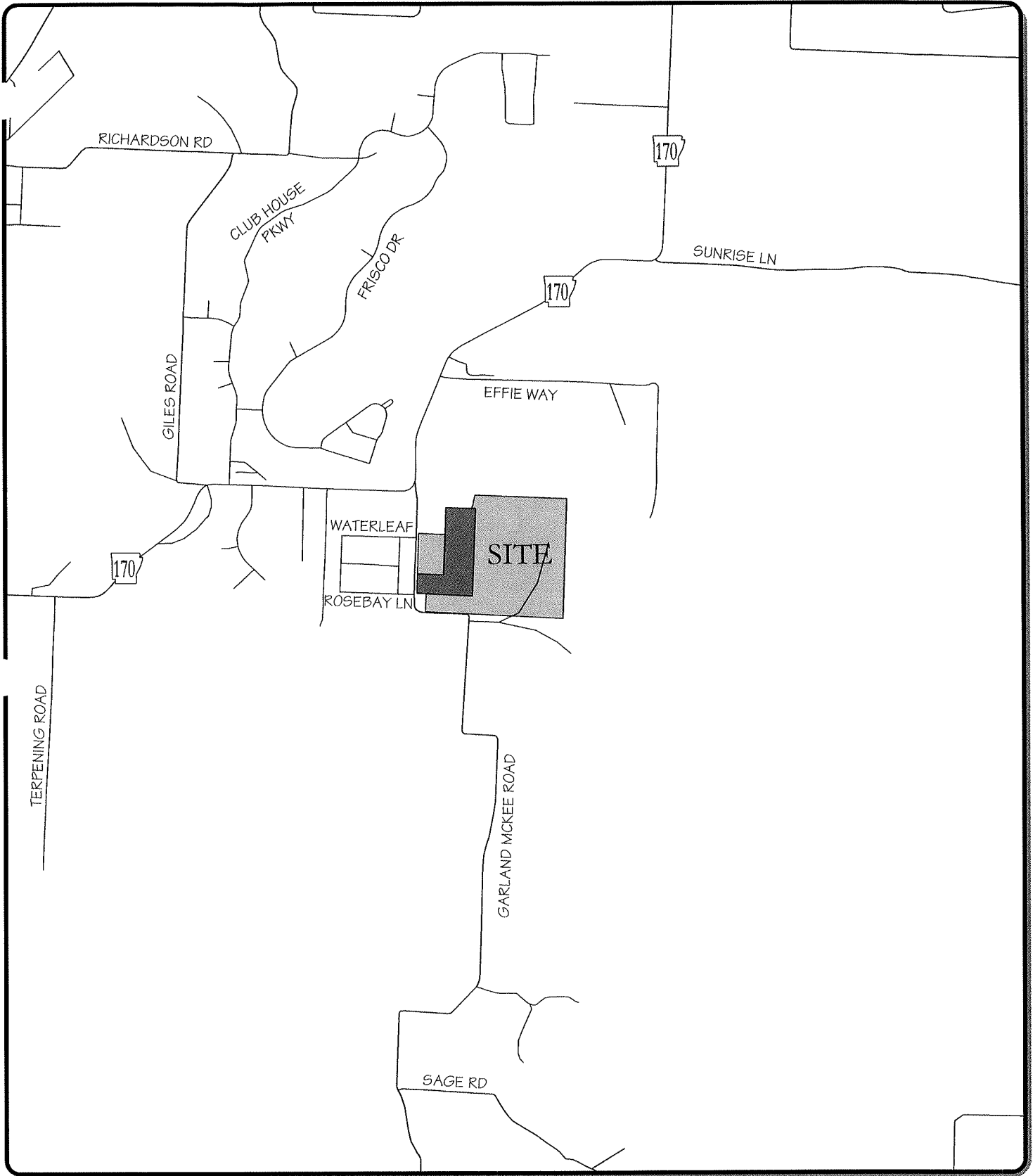
This is the area across the street from meadow Sweets Subdivision where we have seen flooding several times the last few years.

Discussion

We have met with the owner and our engineers. Chris Brackett will have comments for you by meeting time on Monday.

Budget Impact

The property will be donated; however the cost of constructing and maintaining the pond will be substantial and cannot be fully quantified at this time. We may have a rough estimate of cost to construct the pond by meeting time.



BLEW & ASSOCIATES, PA
 CIVIL ENGINEERS & LAND SURVEYORS

Vicinity Map

Scale: 1" = 1500'

Project Number:
 16-190

Certificate of Authorization № 1534

Date: 11/08/2017

Agenda Item 14

11-06-2017

The City of Farmington

Attn: Melissa McCarville

If possible, Gateway Homes, LLC request to be placed on the November 13th, 2017 Farmington City Council Agenda. We would like to discuss a concept plat and infrastructure issues for the development of property known as The Phillips Farm. This property is located at the south end of Grace Ave and adjoins Twin Falls Subdivision to the East.

We are asking for guidance from the City Council on the development of the property and what would be required concerning infrastructure for each phase.

We are asking the City Council for guidance and support concerning specific infrastructure items the City of Farmington would provide and or share in the cost of those items listed below.

1. Collector Street
2. Lift Station
3. Angus Street Improvements (If Required)

Geoff Bates with Bates and Associates Engineering will be attending the meeting to assist in answering any questions the City Council may have.

Sincerely,



Michael Pennington
Gateway Homes, LLC
PO Box 6095
Springdale, AR 72766
479-957-5422



PROJECT NO 17-219

02

Bates & Associates, Inc.
 www.batesandassociates.com
 Civil Engineering & Surveying
 7230 S. Pleasant Ridge Drive Phone • 479.442.9350 • Fax 479.521.9350
 Fayetteville, Arkansas 72704

PHILLIPS FARM SUBDIVISION
 PRELIMINARY PLAT
 CONCEPT PLAN
 FARMINGTON, ARKANSAS

REVISIONS	DATE

DRAWN BY: J. Young, B. Watts ENGINEER: G. Bates

CERTIFICATE OF REGISTRATION
 G. BATES
 STATE OF ARKANSAS
 LICENSE NO. 44843
 PROFESSIONAL ENGINEER
 CIVIL ENGINEERING

Copyright © 2017 Bates & Associates, Inc.

Agenda Item 15



JORGENSEN
+ASSOCIATES
Civil Engineering + Surveying

124 W Sunbridge Drive, Suite 5
Fayetteville, AR 72703
Office: 479.442.9127
Fax: 479.582.4807
www.jorgensenassoc.com

11/7/17

City of Farmington
PO Box 150
Farmington, AR. 72730

Att: Melissa McCarville
Re: Red Canyon Property (west of Double Springs Rd)

On behalf of the owners of the property west of Double Springs Rd we are requesting this property be rezoned from A-1 to R-1. This tract of property consists of 126.03 acres. Access will be off of Double Springs Rd and McLeod Dr. This property will be served by city water off of both of these streets.

As for sewer, an offsite sewer extension will be required approximately 1220' to connect to the existing sewer located just east of the new Farmington lift station. The estimated cost of this offsite sewer extension is \$240,000. This is for a new 15" diameter gravity line installed in an existing easement. This offsite sewer will benefit the City of Farmington and help pay for the cost of the lift station.

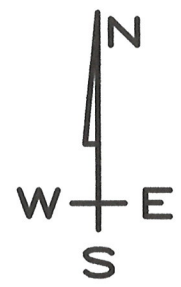
We are respectfully requesting that the City of Farmington consider a cost share for this offsite line. The developer is requesting that the City pay half of this cost (1/2 of \$240,000).

A drawing of this is included for your review.

Thank you.

Sincerely;

David L. Jorgensen, P.E.



760-02358-000

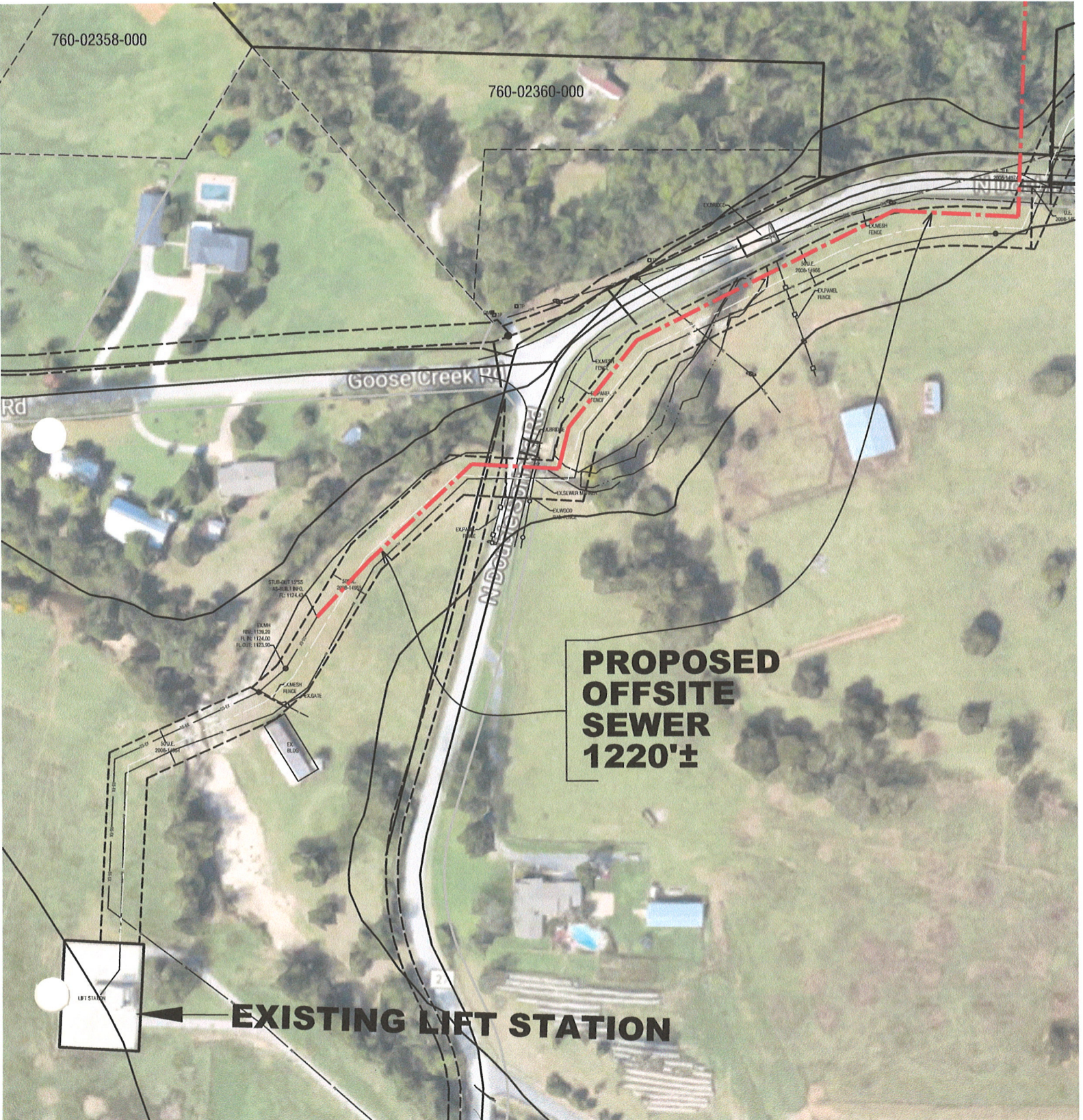
760-02360-000

GooseCreek Rd

NEBULL CREEK

**PROPOSED
OFFSITE
SEWER
1220'±**

EXISTING LIFT STATION



Agenda Item 16

RESOLUTION NO. 2017-07

A RESOLUTION PROVIDING FOR THE ADOPTION OF A BUDGET FOR THE CITY OF FARMINGTON, ARKANSAS, FOR THE TWELVE (12) MONTHS BEGINNING JANUARY 1, 2018 AND ENDING DECEMBER 31, 2018, APPROPRIATING MONEY FOR EACH ITEM OF EXPENDITURE THEREIN PROVIDED FOR; AND FOR OTHER PURPOSES.

WHEREAS, the City Council has made a comprehensive study and review of the proposed budget submitted by the mayor, and;

WHEREAS, it is the finding and conclusion of the City Council that the schedules and exhibits of anticipated revenues and expenditures for the calendar year appear to be as accurate as possible for budgetary purposes.

NOW, THEREFORE, BE IT RESOLVED BY THE CITY COUNCIL OF THE CITY OF FARMINGTON, ARKANSAS:

Section 1: This resolution shall be known as the budget resolution for the City of Farmington, Arkansas, for the twelve (12) month period beginning January 1, 2018 and ending December 31, 2018. The attached budget, incorporated herein as if set out word for word and figure for figure, reflects estimated revenues and expenditures as set forth on the succeeding pages.

Section 2: The respective funds for each item of expenditure proposed in the budget for 2018 are hereby approved and adopted for the operation of the City of Farmington, Arkansas, by the City Council on this date and constitute an appropriation of funds which are lawfully applicable to the items contained within the budget. This budget may be altered or revised by action of this governing body and unpledged funds may be subsequently appropriated to another purpose except as prohibited by law. A.C.A. § 14-58-203(a).

Section 3: The Mayor or his duly-authorized representative may approve for payment, out of funds appropriated by this budget or otherwise approved by the city council for those purposes, or may disapprove any bills, debts, or liabilities asserted as claims against the City up to a maximum amount allowed by Arkansas law and the payment or disapproval of any bills, debts or liabilities exceeding that amount shall require the confirmation of this governing body. A.C.A. § 14-58-305 Provided, however, that the

execution of all contracts and conveyances and lease contracts shall be performed by the mayor and city clerk when authorized by a resolution in writing and approved by a majority vote of the city council present and participating.

Section 4: If any provision of this resolution or the application thereof to any person or circumstance is held invalid, such invalidity shall not affect other provisions or applications of the resolution which can be given effect without the invalid provision or application, and to this end the provisions of this resolution are declared to be severable.

PASSED AND APPROVED this 13th day of November, 2017.

APPROVED:

**By: _____
Ernie Penn, Mayor**

ATTEST:

**_____
Kelly Penn, City Clerk**

GENERAL FUND

General Fund Revenues

	Approved Budget 2017	Proposed Budget 2018
--	-------------------------	-------------------------

Revenue**Court Fines & Fees**

Court Fines and Fees	\$36,000.00	\$100,000.00
----------------------	-------------	--------------

State Turnback

State Turnback	\$100,000.00	\$100,000.00
----------------	--------------	--------------

Other Permits & Charges

Accident Reports Revenue	\$600.00	\$1,000.00
ACT 833	\$17,000.00	\$20,000.00
Animal Control Revenue	\$2,500.00	\$2,500.00
BUILDING INSPECTION FEES	\$60,000.00	\$60,000.00
BUSINESS LICENSES	\$5,000.00	\$5,000.00
DEVELOPMENT FEES	\$7,000.00	\$7,000.00
GARAGE SALE PERMITS	\$3,000.00	\$3,000.00
INTEREST REVENUES	\$2,000.00	\$2,000.00
MISCELLANEOUS REVENUES	\$1,200.00	\$1,200.00
PARK RENTAL	\$1,200.00	\$1,400.00
SPORTS COMPLEX FEES	\$50,000.00	\$50,000.00
SRO REIMBURSEMENT	\$35,000.00	\$25,000.00
Other permits & Charges Total	\$184,500.00	\$178,100.00

Franchise Fees

Franchise Fees	\$375,000.00	\$375,000.00
----------------	--------------	--------------

Local Sales Tax

Alcohol Tax	2,278.00	3,000.00
City Sales Tax	516,957.00	850,000.00
Sales Tax Other	1,087,044.00	1,090,000.00
Local Sales Tax Total	1,606,279.00	1,943,000.00

County Millage

County Turnback	\$415,000.00	\$415,000.00
-----------------	--------------	--------------

Revenue Total

Revenue Total	\$2,716,779.00	\$3,111,100.00
----------------------	-----------------------	-----------------------

Assets

General Fund CD	\$3,182,228.00	\$3,182,228.00
------------------------	-----------------------	-----------------------

Administration -- General Fund -- Expenditures

Approved Budget 2017

Proposed Budget 2018

Expenses

Salary Expense

Payroll Exp -- City Attorney	\$32,175.00	\$33,500.00
Payroll Exp --Elected Official	\$83,500.00	\$121,500.00
Payroll Exp -- Regular	\$243,000.00	\$225,000.00
Planning Commission	\$19,400.00	\$19,400.00
Payroll total	\$378,075.00	\$399,400.00

Administrative Expenses

Additional Services	\$185,000.00	\$160,000.00
Legal Fees	\$10,000.00	\$10,000.00
Admin Expenses Total	\$195,000.00	\$170,000.00

Fixed Asset Expense

New Equipment Purchase	\$16,000.00	\$10,000.00
------------------------	-------------	-------------

Supplies Expense

Building Maintenance & Cleaning	\$40,000.00	\$40,000.00
MATERIALS & SUPPLIES	\$22,000.00	\$20,000.00
Supplies Total	\$62,000.00	\$60,000.00

Utilities

Utilities Expenses	\$50,000.00	\$60,000.00
--------------------	-------------	-------------

Other Expenses

Advertising Expenses	\$5,000.00	\$7,000.00
Insurance	\$30,656.00	\$31,000.00
Miscellaneous Expense	\$2,000.00	\$2,000.00
Postage	\$4,000.00	\$3,000.00
Professional Services	\$41,500.00	\$45,000.00
Repair & Maintenance Office Equip	\$5,000.00	\$5,000.00
Technical Support	\$11,000.00	\$20,000.00
TELECOMMUNICATION	\$0.00	\$1,000.00
Travel, Meetings & Training	\$15,000.00	\$11,000.00
Credit Card Expenses	\$0.00	\$4,000.00
Election Expenses	\$0.00	\$4,000.00
Returned Check	\$0.00	\$250.00
Expenses Total	\$114,156.00	\$133,250.00
Administration Expense Total	\$815,231.00	\$832,650.00

Animal Control -- General Fund -- Expenditures

	Approved2017	Budget Proposed Budget 2018
Expenses		
Salary Expense		
Payroll Exp -- Regular	\$56,000.00	\$56,000.00
Fixed Asset Expense		
New Equipmennt Purchase	\$800.00	\$800.00
Supplies Expense		
Materials & Supplies	600.00	\$600.00
UNIFORMS/GEAR EXPENSE	728.00	\$800.00
Total Supplies Expenses	\$1,328.00	\$1,400.00
Other Expense		
Fuel Expense	2,450.00	\$2,000.00
Professional Services	18,965.00	\$20,000.00
Travel, Training, & Meetings	500.00	\$500.00
Repair & Maintenance Equipment	1,563.00	\$1,000.00
Total Other Expenses	\$23,478.00	\$22,500.00
 Animal Control Total	 \$81,606.00	 \$80,700.00

Building Permit Department - General Fund - Expenditure

	Approved 2017	Budget Proposed Budget 2018
Expenses		
Salary Expense		
Payroll Exp -- Regular	\$80,500.00	\$80,500.00
Supplies Expense		
Materials & Supplies	1,500.00	\$0.00
UNIFORMS/GEAR EXPENSE	750.00	\$1,000.00
Total Supplies Expenses	\$2,250.00	\$1,000.00
Other Expense		
Fuel Expense	3,500.00	\$2,500.00
Repair & Maintenance- Vehicle	0.00	\$1,500.00
Travel, Training, & Meetings	3,483.00	\$5,000.00
Repair & Maintenance Equipment	1,500.00	\$0.00
Total Other Expense	\$8,483.00	\$9,000.00
 Building Permit Department Total	 \$91,233.00	 \$90,500.00

Fire Department - General Fund - Expenditure

	Approved Budget	
	2017	Proposed Budget 2018
Expenses		
Salary Expense		
Payroll Exp -- Regular	\$298,000.00	\$380,000.00
Fixed Asset Expense		
New Equipmennt Purchase	\$5,228.00	\$6,500.00
Supplies Expense		
Materials & Supplies	7,500.00	\$8,500.00
Uniforms & Gear Expense	11,162.00	\$12,200.00
Total Supplies Expenses	\$18,662.00	\$20,700.00
Other Expense		
Fuel Expense	\$8,000.00	\$5,000.00
Hazmat Expense	\$2,400.00	\$2,400.00
Miscellaneous Expense	\$500.00	\$500.00
Repair & Maintenance Equipment	\$3,000.00	\$3,000.00
Repair & Maintenance Truck	\$5,000.00	\$6,000.00
Travel, Training & Meetings	\$4,000.00	\$3,000.00
Total Other Expenses	\$22,900.00	\$19,900.00
Fire Department Total	\$344,790.00	\$427,100.00

Law Enforcement - Court - General Fund - Expenditure

		Approved Budget	
		2017	Proposed Budget 2018
Expenses			
Salary Expense			
Payroll Exp -- Regular		\$103,250.00	\$103,000.00
Fixed Asset Expense			
New Equipment Purchase		\$3,000.00	\$3,000.00
Supplies Expense			
Materials & Supplies		1,100.00	\$1,300.00
Total Supplies Expenses		\$1,100.00	\$1,300.00
Other Expense			
Miscellaneous Expense		\$400.00	\$400.00
Special Court Costs		\$6,500.00	\$6,000.00
Travel, Training & Meetings		\$1,950.00	\$2,200.00
Total Other Expenses		\$8,850.00	\$8,600.00
Law Enforcement - Court		\$116,200.00	\$115,900.00
Total			

Law Enforcement - Police - General Fund - Expenditure

Law Enforcement - Police		Approved Budget 2017	Proposed Budget 2018
Expenses			
Salary Expense			
Payroll Exp -- Regular		\$779,000.00	\$890,000.00
Payroll Exp -- SRO		\$72,676.00	\$61,000.00
Payroll Total		\$851,676.00	\$951,000.00
Fixed Asset			
New Equip Purchase		\$27,000.00	\$32,000.00
Supplies			
Breathalyzer		800.00	\$700.00
Materials & Supplies		31,894.00	\$36,000.00
Uniforms & Gear Expense		\$9,500.00	\$9,500.00
Supplies Total		\$42,194.00	\$46,200.00
Other Expense			
Drug Task Force		\$2,000.00	\$2,000.00
Fuel Expense		\$37,500.00	\$30,000.00
Miscellaneous		\$1,000.00	\$500.00
Repair & Maintenance - Auto		\$16,000.00	\$20,000.00
Repair & Maintenance Equip		\$3,000.00	\$3,000.00
Travel, Training & Meetings		\$9,500.00	\$4,500.00
Other Expense Total		\$69,000.00	\$60,000.00
Law Enforcement - Police		\$989,870.00	\$1,089,200.00

Library Transfer
General Fund Expenditure

	Approved Budget 2017	Proposed Budget 2018
LIBRARY		
Expenses		
LIBRARY TRANSFER	30,000.00	\$30,000.00
Total Expenses	\$30,000.00	\$30,000.00

Park Department - General Fund - Expenditure

	Approved Budget 2017	Proposed Budget 2018
PARKS DEPT		
Expenses		
Salary Expense		
PAYROLL EXP - REGULAR	\$51,615.00	\$89,000.00
PAYROLL EXP - SPORTS	\$64,700.00	\$55,000.00
Payroll Total	\$116,315.00	\$144,000.00
Fixed Asset Expense		
New Equipment Purchase	\$10,000.00	\$10,000.00
Supplies Expense		
Materials & Supplies	\$5,000.00	\$4,500.00
UNIFORMS/GEAR EXPENSE	\$750.00	\$1,000.00
Supplies total	5,750.00	\$5,500.00
Utilites Expense		
Utilites Expense	3,000.00	\$3,000.00
Other Expense		
FUEL EXPENSES	3,000.00	\$3,000.00
MISCELLANEOUS EXPENSE	1,000.00	\$1,000.00
PROFESSIONAL SERVICES	3,100.00	\$0.00
REPAIR & MAINT - EQUIPMENT	5,000.00	\$4,000.00
SPORTS PARK FUEL	2,000.00	\$1,500.00
SPORTS PARK MATERIALS	16,000.00	\$14,000.00
SPORTS PARK NEW EQUIP	12,000.00	\$12,000.00
SPORTS PARK PROF SERV	35,000.00	\$40,000.00
SPORTS PARK REPAIR/MAINT	14,000.00	\$6,000.00
SPORTS PARK UNIFORMS	750.00	\$900.00
SPORTS PARK UTILITIES	20,934.00	\$15,000.00
Other Expenses Total	\$112,784.00	\$97,400.00
Park Department Total	\$247,849.00	\$259,900.00

	2017 - Budget	2018 - Budget
Revenue		
Fines/Lost Items	\$3,000	\$4,000
Grants		
Interest		
Miscellaneous		
Transfer from General Fund	\$30,000	\$30,000
Washington County Annual Disbursement		\$14,000
Washington County	\$155,077	\$156,977
Total Revenue	\$188,077	\$204,977
Expenditure		
Advertising		\$500
Books and Media	\$32,000	\$32,000
Building Maint & Cleaning	\$6,000	\$6,000
Grants Expense		
Insurances	\$2,000	\$2,500
Mat. And Supplies	\$12,000	\$12,277
Miscellaneous	\$500	\$500
New Equipment	\$5,000	\$2,000
Payroll	\$120,000	\$138,000
Postage	\$300	\$300
Programs	\$1,000	\$2,500
Technical Support	\$400	\$5,000
Travel and Training	\$400	\$1,000
Utilities	\$8,477	\$2,400
Total Expenses	\$188,077	\$204,977

STREET FUND
Statement of Revenue and Expenditures

Approved
Budget 2017 Proposed Budget 2018

Revenue**Revenue**

GRANTS (Hwy 170)	0.00	\$0.00
INTEREST REVENUES	100.00	\$50.00
MISCELLANEOUS REVENUES	100.00	\$100.00
PAYMENT IN LIEU OF	0.00	\$0.00
STREET CITY SALES TAX	157,607.00	\$170,000.00
STREET COUNTY TURNBACK	40,000.00	\$40,000.00
STREET STATE TURNBACK	387,443.00	\$388,000.00
Revenue Total	\$585,250.00	\$598,150.00

Expenditures

ADDITIONAL SERVICES	0.00	\$0.00
ADVERTISING EXPENSE	0.00	\$1,500.00
FUEL EXPENSES	9,000.00	\$8,000.00
INSURANCES EXPENSE	3,000.00	\$0.00
MATERIALS & SUPPLIES	13,000.00	\$10,000.00
MISCELLANEOUS EXPENSE	500.00	\$500.00
NEW EQUIPMENT PURCHASE	35,000.00	\$35,000.00
PAYROLL EXP - REGULAR	184,000.00	\$190,000.00
PROFESSIONAL SERVICES	20,000.00	\$20,000.00
REPAIR & MAINT - BUILDING	0.00	\$0.00
REPAIR & MAINT - EQUIPMENT	10,000.00	\$15,000.00
REPAIR & MAINT - TRUCK	0.00	\$0.00
STREET LIGHTS	50,000.00	\$165,000.00
STREET/ROAD REPAIRS	253,250.00	\$100,000.00
TRAVEL, TRAINING & MEETINGS	500.00	\$500.00
UNIFORMS/GEAR EXPENSE	2,000.00	\$2,200.00
UTILITIES EXPENSES	5,000.00	\$5,000.00
Total Expenses	\$585,250.00	\$552,700.00

Total Revenue Less Expenditures**\$45,450.00**

Position Title 2018	Salary Grade
City Business Manager	23
Fire Chief	20
Police Chief	21
Court Clerk	15
Public Works Manager	18
Building/Code Enforcement Official	18
Police Captain	18
Patrol Sergeant	16
Police Desk Sergeant	14
Police Detective	13
Police Corporal	13
Senior Patrol Officer	12
Patrol Officer	11
Probationary Patrol Officer	10
Fire Fighter	11
Administrative Assistant	10
Animal Control/Custodian	7
Maintenance Worker (parks)	8
Maintenance Worker (street department)	7
Parks Program & Facility Coordinator	12
Librarian	17
Children's Librarian	10
Deputy Court Clerk/Admin Asst.	10

CITY OF FARMINGTON SALARY SCHEDULE 2018 (Annual) 2% COLA

	A	B	C	D	E	F	G	H	I	J	K	L	M
Grade 1	\$21,218.37	\$21,854.92	\$22,510.57	\$23,186.89	\$23,881.46	\$24,597.91	\$25,335.84	\$26,095.92	\$26,878.80	\$27,685.16	\$28,515.71	\$29,371.19	\$30,252.32
Grade 2	\$22,279.29	\$22,947.67	\$23,636.10	\$24,345.18	\$25,075.54	\$25,827.80	\$26,602.64	\$27,400.71	\$28,222.74	\$29,069.42	\$29,941.50	\$30,838.32	\$31,759.89
Grade 3	\$23,393.25	\$24,095.05	\$24,817.90	\$25,562.44	\$26,329.31	\$27,119.19	\$27,932.77	\$28,770.75	\$29,633.87	\$30,522.89	\$31,436.58	\$32,365.19	\$33,308.19
Grade 4	\$24,562.92	\$25,299.80	\$26,068.80	\$26,840.56	\$27,645.78	\$28,475.15	\$29,329.41	\$30,209.29	\$31,115.57	\$32,049.03	\$33,000.82	\$34,000.82	\$35,020.84
Grade 5	\$25,791.06	\$26,566.79	\$27,361.74	\$28,182.59	\$29,028.07	\$29,898.91	\$30,795.88	\$31,719.75	\$32,671.34	\$33,651.49	\$34,661.03	\$35,700.86	\$36,771.89
Grade 6	\$27,080.61	\$27,893.03	\$28,729.82	\$29,591.72	\$30,479.47	\$31,393.85	\$32,335.67	\$33,305.74	\$34,304.91	\$35,334.06	\$36,394.08	\$37,485.90	\$38,610.48
Grade 7	\$28,434.65	\$29,287.68	\$30,166.32	\$31,071.30	\$32,003.44	\$32,963.55	\$33,952.45	\$34,971.03	\$36,020.16	\$37,100.76	\$38,212.79	\$39,360.20	\$40,541.00
Grade 8	\$29,856.38	\$30,752.07	\$31,674.63	\$32,624.87	\$33,603.62	\$34,611.72	\$35,650.08	\$36,719.58	\$37,821.17	\$38,956.80	\$40,124.47	\$41,328.21	\$42,568.06
Grade 9	\$31,349.20	\$32,289.67	\$33,258.36	\$34,256.11	\$35,283.80	\$36,342.31	\$37,432.58	\$38,555.56	\$39,712.22	\$40,903.59	\$42,130.70	\$43,394.62	\$44,696.46
Grade 10	\$32,916.66	\$33,904.16	\$34,921.28	\$35,968.92	\$37,047.99	\$38,159.43	\$39,304.21	\$40,483.34	\$41,697.84	\$42,948.77	\$44,237.23	\$45,564.35	\$46,931.28
Grade 11	\$34,562.49	\$35,599.36	\$36,667.34	\$37,767.36	\$38,900.39	\$40,087.40	\$41,289.42	\$42,507.50	\$43,782.73	\$45,098.21	\$46,448.09	\$47,842.57	\$49,277.84
Grade 12	\$36,290.61	\$37,379.33	\$38,500.71	\$39,655.73	\$40,845.41	\$42,070.77	\$43,332.89	\$44,632.88	\$45,971.86	\$47,351.02	\$48,771.55	\$50,234.70	\$51,741.74
Grade 13	\$38,105.14	\$39,248.30	\$40,425.75	\$41,638.52	\$42,887.68	\$44,174.31	\$45,499.53	\$46,864.52	\$48,270.46	\$49,718.57	\$51,210.13	\$52,746.43	\$54,328.82
Grade 14	\$40,010.40	\$41,210.71	\$42,447.03	\$43,720.45	\$45,032.06	\$46,383.02	\$47,774.51	\$49,207.75	\$50,683.98	\$52,204.50	\$53,770.63	\$55,383.75	\$57,045.27
Grade 15	\$42,010.92	\$43,271.25	\$44,568.39	\$45,906.47	\$47,283.66	\$48,702.17	\$50,163.24	\$51,668.13	\$53,218.18	\$54,814.72	\$56,459.17	\$58,152.94	\$59,897.53
Grade 16	\$44,111.47	\$45,434.81	\$46,797.86	\$48,201.79	\$49,647.85	\$51,137.28	\$52,671.40	\$54,251.54	\$55,879.09	\$57,555.46	\$59,282.12	\$61,060.59	\$62,892.40
Grade 17	\$46,317.04	\$47,706.55	\$49,137.75	\$50,611.88	\$52,130.24	\$53,694.14	\$55,300.97	\$56,964.12	\$58,673.04	\$60,433.23	\$62,246.23	\$64,113.62	\$66,037.02
Grade 18	\$48,632.89	\$50,091.88	\$51,594.64	\$53,142.47	\$54,736.75	\$56,378.85	\$58,070.22	\$59,812.32	\$61,606.69	\$63,454.89	\$65,358.54	\$67,319.30	\$69,338.88
Grade 19	\$51,064.54	\$52,596.47	\$54,174.37	\$55,799.60	\$57,473.59	\$59,197.79	\$60,973.73	\$62,802.94	\$64,687.03	\$66,627.64	\$68,626.47	\$70,685.26	\$72,805.82
Grade 20	\$53,617.76	\$55,228.30	\$56,883.09	\$58,589.58	\$60,347.27	\$62,157.68	\$64,022.41	\$65,943.09	\$67,921.38	\$69,959.02	\$72,057.79	\$74,219.53	\$76,446.11
Grade 21	\$56,298.65	\$57,987.61	\$59,727.24	\$61,519.06	\$63,364.63	\$65,265.57	\$67,223.54	\$69,240.24	\$71,317.45	\$73,456.97	\$75,660.68	\$77,930.50	\$80,268.42
Grade 22	\$59,113.59	\$60,886.99	\$62,713.60	\$64,595.01	\$66,532.86	\$68,528.85	\$70,584.71	\$72,702.25	\$74,883.32	\$77,129.82	\$79,443.72	\$81,827.03	\$84,281.84
Grade 23	\$62,069.26	\$63,931.34	\$65,849.28	\$67,824.76	\$69,859.50	\$71,955.29	\$74,113.95	\$76,337.37	\$78,627.49	\$80,986.31	\$83,415.90	\$85,918.38	\$88,495.93
Grade 24	\$65,172.73	\$67,127.91	\$69,141.75	\$71,216.00	\$73,352.48	\$75,553.05	\$77,819.64	\$80,154.23	\$82,558.86	\$85,035.63	\$87,586.70	\$90,214.30	\$92,920.73
Grade 25	\$68,431.36	\$70,484.30	\$72,559.83	\$74,776.80	\$77,020.10	\$79,330.71	\$81,710.63	\$84,161.95	\$86,686.80	\$89,287.41	\$91,966.03	\$94,725.01	\$97,566.76
Grade 26	\$71,852.93	\$74,008.52	\$76,228.78	\$78,515.64	\$80,871.11	\$83,297.24	\$85,796.16	\$88,370.04	\$90,921.14	\$93,551.78	\$96,264.33	\$99,061.26	\$102,445.10
Grade 27	\$75,445.58	\$77,708.95	\$80,040.21	\$82,441.42	\$84,914.66	\$87,462.10	\$90,085.97	\$92,788.55	\$95,572.20	\$98,439.37	\$101,389.55	\$104,434.33	\$107,567.36
Grade 28	\$79,217.86	\$81,594.39	\$84,042.23	\$86,563.49	\$89,160.40	\$91,835.21	\$94,590.26	\$97,427.97	\$100,350.81	\$103,361.34	\$106,462.18	\$109,656.04	\$112,945.72
Grade 29	\$83,178.75	\$85,674.11	\$88,244.34	\$90,891.67	\$93,618.42	\$96,426.97	\$99,319.78	\$102,299.37	\$105,368.35	\$108,529.40	\$111,785.29	\$115,138.84	\$118,593.01
Grade 30	\$87,337.69	\$89,957.82	\$92,666.55	\$95,466.25	\$98,349.30	\$101,298.32	\$104,285.77	\$107,414.34	\$110,636.77	\$113,955.87	\$117,374.55	\$120,895.79	\$124,522.66
Grade 31	\$91,704.57	\$94,455.71	\$97,289.38	\$100,208.06	\$103,214.34	\$106,310.73	\$109,500.06	\$112,785.06	\$116,168.81	\$119,653.67	\$123,243.28	\$126,940.58	\$130,748.79
Grade 32	\$96,289.80	\$99,178.50	\$102,153.85	\$105,218.47	\$108,375.02	\$111,626.27	\$114,975.06	\$118,424.31	\$121,977.04	\$125,636.35	\$129,405.44	\$133,287.60	\$137,286.23
Grade 33	\$101,104.29	\$104,137.42	\$107,261.54	\$110,479.39	\$113,793.77	\$117,207.58	\$120,723.81	\$124,345.53	\$128,075.89	\$131,918.17	\$135,875.71	\$139,951.98	\$144,150.54
Grade 34	\$106,159.51	\$109,344.29	\$112,624.62	\$116,003.36	\$119,483.46	\$123,067.96	\$126,750.00	\$130,562.80	\$134,479.69	\$138,514.08	\$142,669.50	\$146,949.58	\$151,358.07
Grade 35	\$111,467.48	\$114,811.51	\$118,255.85	\$121,803.53	\$125,457.63	\$129,221.36	\$133,098.00	\$137,090.94	\$141,203.67	\$145,439.78	\$149,802.97	\$154,297.06	\$158,925.97

Informational Items



354 W. Main Street
P.O. Box 150
Farmington, AR 72730
479-267-3865
479-267-3805 (fax)

City Business Manager Report
November 2017
City Council Meeting

- Melissa McCarville, Mike Willbanks and Billie Virgin have work anniversaries this month, thank them for their service!
- The annual tree lighting and Christmas parade will be held December 2, 2017. Once we have more information we will distribute it to you.
- Next month I hope to have a report showing the expenditures from the bond funds. I will add that to your financial reports.
- Municipal Health Insurance did not increase for the first half of 2018.
- Wishing you all a very happy Thanksgiving!
- Please let me know if you have questions about the budget resolution and budget document. You will notice a few changes on your budget from what was presented at the work session:
 - Money was added in the fire department payroll to cover overtime and volunteers.
 - In the street department money was moved from street construction to street lights. The bottom line didn't change; we are anticipating some additional changes to our signals in 2018.
 - Police payroll was increased to cover overtime and an additional officer. We have not replaced Officer Kimball, but I neglected to add his position in the payroll line item.
 - Additional funds were added in elected official payroll to cover the possibility of a fulltime mayor's position.
 - Additional funds were added in administration utilities to cover the cost of utilities for the Library and Senior Center.

"Cultivate the habit of being grateful for every good thing that comes to you, and to give thanks continuously. And because all things have contributed to your advancement, you should include all things in your gratitude."

~ RALPH WALDO EMERSON



2017 COURT MONTHLY DISTRIBUTION WORKSHEET MONTH OF OCTOBER

ADMIN OF JUSTICE	Check #1	Dept. of Finance and Administration	Total for Check # 1	\$4,472.40	Chk#2033
	Check #2	General Fund	Total for Check # 2	\$1,814.85	Chk#2034
	Check #3	Washington County Treasurer (Act 1256)	Total for Check # 3	\$1,532.75	Chk#2035
	Total Checks Admin of Justice				\$7,820.00

COURT COST & FINE	Check #4	Administration of Justice Fund				
		CCCR- Court Cost-Criminal		\$605.00		
		CCRO-CourtCost Criminal Ordinance		\$100.00		
		CCTR- Court Cost-Traffic		\$3,625.00		
		CCTRO- Court Cost-Traffic Ordinance		\$3,145.00		
		GCDWI-Court Cost DWI		\$345.00		
		Total for Check # 4 (Chk#3331)			\$7,820.00	
	Check #5	General Fund				
		FINE- Fines Collected		\$9,258.00		
		SRFL - Sealing Records Fee - Local		\$25.00		
	NLIFL-No Liability Ins. Fines		\$65.00			
	FTPRLOC-Fines Local		\$625.00			
	Total for Check # 5 (Chk#3332)			\$9,973.00		
Check #6	Court Automation Fund					
	CFEE-Local Court Automation		\$467.50			
	Total for Check # 6 (Chk#3333)			\$467.50		
Check #7	Department of Finance & Administration					
	CFEES - State Court Automation Fee		\$472.50			
	DCSAF - Drug Crime Special Assess Fee		\$50.00			
	DVPFF - Domestic Violence Peace Fund Fee		\$15.00			
	NIFS - New Installment Fee - State		\$930.00			
	SRFS - Sealing Records Fee - State		\$25.00			
	Total for Check # 7 (Chk#3334)			\$1,492.50		
Check #8	Washington County Treasurer					
	JBAF - Jail Booking and Admin Fee		\$25.00			
	CJF - County Jail Fee + Warrant Fees		\$1,967.00			
	Total for Check # 8 (Chk#3335)			\$1,992.00		
Check #9	RF - Restitution Fee					
	Walmart Neighborhood Market, Blair/ CR-16-227 & CR-16-228		\$50.00			
	Total for Check # 9 (Chk#3336)			\$50.00		
Check #10	RDP - Refund Due Payer					
	Timothy Priest, Case No. CR-14-256		\$620.00			
	Total for Check # 10 (Chk#3337)			\$620.00		

Monthly Total	\$22,415.00
Year To Date	\$167,908.27

11-2-17

 Ernie Penn, Mayor Date

11/2/17

 Kim Bentley, Court Clerk Date

11-8-17

 Graham Nations, District Judge Date



City of Farmington
372 W. Main st.
P.O. Box 150
Farmington, AR 72730

Fire Department
Chief Mark Cunningham

Phone 479-267-3338
Fax 479-267-3302

October 2017 Monthly Report for Mayor and City Council

The fire department responded to 70 calls during the month of October and that is above average for the year for calls. Most of the calls that we have had were medical in nature again as it is most always and still is growing every year for the fire service.

We have had a good month because of the weather conditions, and we are starting to have more structure fires which is usually the way it happens this time of year for some reason.

September was the month that we concentrated and did most of our training on medical response. Most of our calls are medical calls that we respond on anymore, so training on this is very beneficial to us, but our firefighters really like to train on fire tactics because that is why we mainly signed up for as a fire service and then first responders in the medical field and that is what we trained on it the month of October.

We had a lot of kids come to the fire department on Halloween night and we served them a lot of candy. We do this every year, and get a lot of good comments from everyone because of this. They know they will be safe coming here with their kids and we are glad to help the kids and our community.

Thank you as always for your continued support of the fire department;

Mark Cunningham Fire Chief

FARMINGTON FIRE DEPARTMENT

OCTOBER TRAINING / MEETINGS

10/03/2017 – 2 Hour training on searching 1 and 2 story fires, locating victim and victim removal. 9 members resent.

10/10/2017 – 2 hours training on forcible entry. 8 members present.

10/17/2017 – 1 hour training on search of fire structure. 5 members present.

10/24/2017 – Gear inspections of all firefighter bunker gear and radios. 9 members present. Chief Cunningham and Assistant Chief Watts attended quarterly Rural Fire Meeting.

Situation Type Summary

OCTOBER 2017

Prepared 11/2/2017

Page

1

Situation Type	Dollar Loss	# of Incid's	F.S. Injury	Civ. Injury	F.S. Death	Civ. Death
111 Building fire	1,200	3	0	0	0	0
160 Special outside fire, other	100	1	0	0	0	0
311 Medical assist, assist EMS crew		50	0	0	0	0
322 Vehicle accident with injuries		1	0	0	0	0
324 Motor vehicle accident with no injuries		2	0	0	0	0
356 High angle rescue		1	0	0	0	0
412 Gas leak (natural gas or LPG)		1	0	0	0	0
440 Electrical wiring/equipment problem, ot		1	0	0	0	0
444 Power line down		1	0	0	0	0
Service Call, other		2	0	0	0	0
611 Dispatched & canceled en route		4	0	0	0	0
651 Smoke scare, odor of smoke		2	0	0	0	0
700 False alarm or false call, other		2	0	0	0	0

Farmington Police Dept.

Offenses for Month 10/2016 and 10/2017

11/1/2017 7:21:20 AM

	<u>2016</u>	<u>2017</u>
AGENCY ASSIST		
AA	1	1
AGGRAVATED ASSAULT		
5-13-204	3	0
ASSAULT ON FAMILY OR HOUSEHOLD MEMBER - 3RD DEGREE / APPREHENSION OF IMMINE		
5-26-309	2	0
Breaking or Entering/Vehicle		
5-39-202	5	2
BURGLARY, COMMERCIAL		
5-39-201B(1)	0	1
BURGLARY, RESIDENTIAL		
5-39-201A(1)	1	1
CARELESS DRIVING		
27-51-104	0	1
CRIMINAL MISCHIEF - 1ST DEGREE PROPERTY OF ANOTHER VALUE \$500 OR LESS		
5-38-203A(1)	1	0
CRIMINAL MISCHIEF - 1ST DEGREE / PROPERTY OF ANOTHER VALUE \$500 OR MORE		
5-38-203C	0	1
CRIMINAL MISCHIEF - 2ND DEGREE / RECKLESSLY DESTROYS		
5-38-204(a)(1)	0	1
CRIMINAL TRESPASS IN OR ON A VEHICLE OR STRUCTURE / PREMISES		
5-39-203A	0	1
DOMESTIC BATTERING - 2ND DEGREE / PHYSICAL INJURY		
5-26-304	1	0
DOMESTIC BATTERING - 3RD DEGREE / PURPOSE OF CAUSING INJURY, CAUSES INJURY		
5-26-305A(2)	3	4
DRIVING ON SUSPENDED LICENSE		
27-16-303	3	2
DUI - UNDER AGE DUI LAW / MORE THAN .02% BUT LESS THAN .08%		
5-65-303B	0	1
DWI (UNLAWFUL ACT)		
5-65-103A	2	3
Excess Speed		
27-51-201	0	1
FAILURE TO APPEAR		
5-54-120	6	10
Failure to Maintain Control		
27-51-104(6)	2	0
FAILURE TO PAY FINES & COSTS		

	<u>2016</u>	<u>2017</u>
5-4-203	8	15
Failure to Pay Registration/No Vehicle License		
27-14-903	0	1
Failure to Yield to Emergency Vehicle		
27-51-901	0	1
Fictitious Tags		
27-14-306	0	1
FLEEING		
5-54-125	0	1
Flight from Officer/foot		
5-54-125C3d1	0	1
FRAUDULENT USE OF A CREDIT CARD / CARD OR ACCOUNT NUMBER IS STOLEN		
5-37-207A(1)	1	0
HARASSING COMMUNICATIONS / TELEPHONE, TELEGRAPH, MAIL, OR ANY WRITTEN FORM		
5-71-209A(1)	0	1
INATTENTIVE DRIVING		
8.20	1	0
INDECENT EXPOSURE		
5-14-112	1	0
Leaving Scene of Accident/Property Damage		
27-53-102	1	2
Littering		
8-6-406	0	1
No Turn Signal		
27-51-403	0	1
OBSTRUCTING GOVERNMENTAL OPERATIONS / OBSTRUCTS, IMPAIRS, HINDERS, THE PER		
5-54-102A(1)	0	2
OBSTRUCTING GOVERNMENTAL OPERATIONS / REFUSES TO PROVIDE INFORMATION FOR A		
5-54-102A(2)	0	1
POSSESSION OF A CONTROLLED SUBSTANCE - MARIJUANA		
5-64-401	0	1
POSSESSION OF DRUG PARAPHERNALIA		
5-64-443	1	3
POSSESSION OF METH OR COCAINE GT 2GM BUT LT 10GM		
5-64-419B(1)B	0	1
POSSESSION OF METH OR COCAINE LT 2GM		
5-64-419B(1)A	0	1
POSSESSION OF SCH I OR II GT 2GM BUT LT 10GM		
5-64-419B(2)B	0	1
RECKLESS DRIVING		
27-50-308	0	1
REFUSAL TO SUBMIT		
5-65-205	1	2
Robbery - Aggravated		
5-12-103	0	1

	<u>2016</u>	<u>2017</u>
Run Stop(red) Light		
27-51-107	0	1
RUNAWAY		
90I	1	0
SEXUAL ASSAULT 2ND DEGREE/SUSPECT UNDER 18/VICTIM UNDER 14		
5-14-125a(5)(A)	0	1
SHOPLIFTING \$1,000 OR LESS		
5-36-116	0	1
TERRORISTIC THREATENING		
5-13-301	1	0
TERRORISTIC THREATENING/2nd Degree		
5-13-301(2)A	0	1
THEFT GREATER THAN \$5,000 BUT LESS THAN \$25,000 - FROM BUILDING		
5-36-103(b)(2)(A)	1	0
THEFT \$1,000 OR LESS - ALL OTHERS		
5-36-103(b)(4)(A)	2	1
THEFT \$1,000 OR LESS - FROM BUILDING		
5-36-103(b)(4)(A)	2	0
THEFT \$1,000 OR LESS - FROM VEHICLE		
5-36-103(b)(4)(A)	2	1
THEFT \$1,000 OR LESS - VEHICLE PARTS AND ACCESSORIES		
5-36-103(b)(4)(A)	1	0
THEFT \$1,000 OR MORE AND LESS THAN \$5,000 (BREAKING OR ENTERING / BUILDING OR STRUCTURE)		
5-36-103(b)(3)(A)	0	1
THEFT \$5,000 OR LESS BUT GREATER THAN \$1000 - ALL OTHERS		
5-36-103(b)(3)(A)	0	2
THEFT \$5,000 OR LESS BUT GREATER THAN \$1000 - FROM BUILDING		
5-36-103(b)(3)(A)	0	1
THEFT \$5,000 OR LESS BUT GREATER THAN \$1000 - FROM VEHICLE		
5-36-103(b)(3)(A)	1	0
THEFT OF A FIREARM VALUED AT LESS THAN \$2,500		
5-36-103(b)(3)(B)	0	1
THEFT OF FIREARM LESS THAN 500.00		
5-36-103B(2)c	1	0
THEFT OF PROPERTY / ALL OTHER		
5-36-103A(1)	1	1
THEFT OF PROPERTY OBTAINED BY THREAT		
5-36-103(b)(2)(B)	0	1
THEFT OF PROPERTY/CREDIT CARD/ACCOUNT NUMBER		
5-36-103a(3)(c)	0	1
THEFT OF VEHICLE VALUED AT LESS THAN \$25,000 BUT GREATER THAN \$5,000		
5-36-103(b)(2)(A)	1	0
UNATTENDED DEATH/NATURAL CAUSES		
DEATH	1	2
UNAUTHORIZED USE OF A VEHICLE		

	<u>2016</u>	<u>2017</u>
5-36-108	1	1
Unlawful Disposal of Trash/Appliances/Solid Waste		
8-6-401(10)(A)	1	0
Totals:	61	86

Farmington Police Dept.

Tickets Issued by Officer and Month for 2017

11/1/2017 7:21:45 AM

Officer	Jan	Feb	Mar	Apr	May	Jun	Jul	Aug	Sep	Oct	Nov	Dec	Total
Bertorello, James	0	0	4	25	23	8	25	34	33	25	0	0	177
Bramall, Richard	0	0	0	0	1	0	0	0	0	0	0	0	1
Brotherton, James	38	34	42	46	50	33	20	42	33	36	0	0	374
Catron, Joshua	22	11	25	21	22	25	51	60	29	16	0	0	282
Collins, John	44	55	51	33	67	36	26	0	0	0	0	0	312
Hubbard, Brian	0	0	0	0	2	0	1	0	0	0	0	0	3
Kimball, Geoffrey	38	35	17	27	22	9	28	60	39	0	0	0	275
Long, Dustin	23	22	30	13	9	26	21	33	39	36	0	0	252
Mahone, Taron	0	0	0	0	7	73	100	121	167	142	0	0	610
Parrish, Chad	0	1	0	0	1	5	4	4	11	2	0	0	28
Redfern, William	0	0	3	0	0	0	0	0	0	0	0	0	3
Talley, Taylor	0	0	0	0	0	0	0	38	73	60	0	0	171
Thompson, Michael	1	2	0	0	0	0	0	0	0	0	0	0	3

Officer	Jan	Feb	Mar	Apr	May	Jun	Jul	Aug	Sep	Oct	Nov	Dec	Total
Wilbanks, Johnie	14	3	0	5	3	7	1	0	0	2	0	0	35
Totals:	180	163	172	170	207	222	277	392	424	319	0	0	2526

Permit Report

10/01/2017 - 10/31/2017

Permit #	Permit Date	Site Address	Permit Type	Type of Building	Description of Work	Contractor	Material & Labor	Total Fees
1836	10/31/2017	433 Goose Creek	Electric	Residential	Moving Panel to pole	King Electric	2,000	\$20.00
1835	10/26/2017	230 W Main	Mechanical	Commercial	HVAC change out	Air Control	9,000	\$55.00
1834	10/25/2017	11181 Bear	Mechanical	Residential	HVAC change out	Paschal Heat and Air	12,015	\$70.00
1833	10/25/2017	12546 Hwy 170	Mechanical	Residential	HVAC for new house	Comfort Heat and Air	11,000	\$65.00
1832	10/24/2017	440 Grandview	Electric	Residential	Electric for pool	Welkley Inc.	1,000	\$20.00
1831	10/24/2017	161 Wolfdale	Plumbing/Gas	Residential	Plumbing for remodel	Cagle Plumbing Inc	3,000	\$25.00
1830	10/20/2017	646 Bison Run	Building	Residential	New House	Riggins Construction	236,000	\$868.00
1828	10/20/2017	427 La Riata	Building	Residential	New House	Riggins Construction	224,000	\$832.00
1827	10/20/2017	441 La Riata	Building	Residential	New House	Riggins Construction	236,000	\$868.00
1825	10/20/2017	455 La Riata	Building	Residential	New House	Riggins Construction	224,000	\$832.00
1824	10/20/2017	469 La Riata	Building	Residential	New House	Riggins Construction	236,000	\$868.00
1823	10/20/2017	614 Bison Run	Building	Residential	New House	Riggins Construction	236,000	\$868.00
1822	10/20/2017	492 La Riata	Mechanical	Residential	HVAC for new house	Anderson Heating and Air	4,000	\$30.00
1821	10/20/2017	450 La Riata	Mechanical	Residential	HVAC for new house	Anderson Heating and Air	4,000	\$30.00

1820	10/20/2017	449 Caballo	Mechanical	Residential	HVAC for new house	Anderson Heating and Air	4,000	\$30.00
1819	10/20/2017	469 Caballo	Mechanical	Residential	HVAC for new house	Anderson Heating and Air	4,000	\$30.00
1818	10/20/2017	483 Caballo	Mechanical	Residential	HVAC for new house	Anderson Heating and Air	4,000	\$30.00
1817	10/20/2017	466 Caballo	Mechanical	Residential	HVAC for new house	Anderson Heating and Air	4,000	\$30.00
1816	10/20/2017	444 Caballo	Mechanical	Residential	HVAC for new house	Anderson Heating and Air	4,000	\$30.00
1815	10/20/2017	418 Caballo	Mechanical	Residential	HVAC for new house	Anderson Heating and Air	4,000	\$30.00
1814	10/20/2017	630 Bison Run	Mechanical	Residential	HVAC for new house	Anderson Heating and Air	4,000	\$30.00
1813	10/20/2017	500 Caballo	Mechanical	Residential	HVAC for new house	Anderson Heating and Air	4,000	\$30.00
1812	10/20/2017	494 Caballo	Mechanical	Residential	HVAC for new house	Anderson Heating and Air	4,000	\$30.00
1811	10/20/2017	491 Caballo	Mechanical	Residential	HVAC for new house	Anderson Heating and Air	4,000	\$30.00
1810	10/20/2017	463 Caballo	Mechanical	Residential	HVAC for new house	Anderson Heating and Air	4,000	\$30.00
1809	10/20/2017	474 Caballo	Mechanical	Residential	HVAC for new house	Anderson Heating and Air	4,000	\$30.00

1808	10/20/2017	424 Caballo	Mechanical	Residential	HVAC for new house	Anderson Heating and Air	4,000	\$30.00
1807	10/20/2017	478 La Riata	Mechanical	Residential	HVAC for new house	Anderson Heating and Air	4,000	\$30.00
1806	10/20/2017	436 La Riata	Mechanical	Residential	HVAC for new house	Anderson Heating and Air	4,000	\$30.00
1805	10/20/2017	427 Caballo	Mechanical	Residential	HVAC for new house	Anderson Heating and Air	4,000	\$30.00
1804	10/20/2017	441 Caballo	Mechanical	Residential	HVAC for new house	Anderson Heating and Air	4,000	\$30.00
1803	10/20/2017	452 Caballo	Mechanical	Residential	HVAC for new house	Anderson Heating and Air	4,000	\$30.00
1802	10/20/2017	508 Caballo	Mechanical	Residential	HVAC for new house	Anderson Heating and Air	4,000	\$30.00
1801	10/20/2017	500 La Riata	Mechanical	Residential	HVAC for new house	Anderson Heating and Air	4,000	\$30.00
1798	10/20/2017	477 Caballo	Mechanical	Residential	HVAC for new house	Anderson Heating and Air	4,000	\$30.00
1797	10/20/2017	458 Caballo	Mechanical	Residential	HVAC for new house	Anderson Heating and Air	4,000	\$30.00
1796	10/20/2017	455 Caballo	Mechanical	Residential	HVAC for new house	Anderson Heating and Air	4,000	\$30.00
1795	10/20/2017	497 Caballo	Mechanical	Residential	HVAC for new house	Anderson Heating and Air	4,000	\$30.00

1794	10/20/2017	480 Caballo	Mechanical	Residential	HVAC for new house	Anderson Heating and Air	4,000	\$30.00
1793	10/20/2017	432 Caballo	Mechanical	Residential	HVAC for new house	Anderson Heating and Air	4,000	\$30.00
1792	10/20/2017	435 Caballo	Mechanical	Residential	HVAC for new house	Anderson Heating and Air	4,000	\$30.00
1791	10/20/2017	641 Arroyo	Mechanical	Residential	HVAC for new house	Anderson Heating and Air	4,000	\$30.00
1790	10/20/2017	625 Arroyo	Mechanical	Residential	HVAC for new house	Anderson Heating and Air	4,000	\$30.00
1789	10/20/2017	497 La Riata	Mechanical	Residential	HVAC for new house	Anderson Heating and Air	4,000	\$30.00
1788	10/20/2017	464 La Riata	Mechanical	Residential	HVAC for new house	Anderson Heating and Air	4,000	\$30.00
1787	10/20/2017	400 La Riata	Mechanical	Residential	HVAC for new house	Anderson Heating and Air	4,000	\$30.00
1786	10/20/2017	483 La Riata	Mechanical	Residential	HVAC for new house	Anderson Heating and Air	4,000	\$30.00
1785	10/20/2017	412 Caballo	Mechanical	Residential	HVAC for new house	Anderson Heating and Air	4,000	\$30.00
1784	10/20/2017	205 Neal	Mechanical	Residential	HVAC change out	Bud Anderson Heating and Cooling	4,391	\$35.00
1783	10/19/2017	117 N Double Springs	Plumbing/Gas	Residential	Replacing water yard line	J C Plumbing	5,000	\$35.00

1782	10/19/2017	508 Drain Rd	Electric	Residential	Electric for house remodel and addition	Andrews Electric	2,000	\$20.00
1781	10/18/2017	245 E Main	Sign	Commercial	New Billboard sign	H Co LLC	75,000	\$576.00
1780	10/17/2017	103 Cynthia	Electric	Residential	Change out faulty fuse box	Ronnie Robertson Electrical	1,000	\$20.00
1779	10/16/2017	427 Caballo	Electric	Residential	Electric for new house	Fast Electric	3,900	\$30.00
1778	10/16/2017	435 Caballo	Electric	Residential	Electric for new house	Fast Electric	3,900	\$30.00
1777	10/16/2017	441 Caballo	Electric	Residential	Electric for new house	Fast Electric	3,900	\$30.00
1776	10/16/2017	449 Caballo	Electric	Residential	Electric for new house	Fast Electric	3,900	\$30.00
1775	10/16/2017	455 Caballo	Electric	Residential	Electric for new house	Fast Electric	3,900	\$30.00
1774	10/16/2017	463 Caballo	Electric	Residential	Electric for new house	Fast Electric	3,900	\$30.00
1773	10/16/2017	89 Double Springs	Building	Residential	New House	Gerlt Construction	202,000	\$766.00
1772	10/16/2017	452 Caballo	Electric	Residential	Electric for new house	Fast Electric	3,900	\$30.00
1771	10/16/2017	458 Caballo	Electric	Residential	Electric for new house	Fast Electric	3,900	\$30.00
1770	10/16/2017	478 La Riata	Electric	Residential	Electric for new house	Fast Electric	3,900	\$30.00
1769	10/16/2017	161 Wolfdale	Electric	Residential	Electric for remodel	United Electric	3,000	\$25.00
1768	10/16/2017	338 Driftwood	Mechanical	Residential	HVAC for new house	Anderson Heating and Air	8,000	\$50.00
1767	10/13/2017	10810 Blue Sky	Building	Residential	New House	Home Owner	442,000	\$1,486.00

1766	10/13/2017	464 La Riata	Electric	Residential	Electric for new house	Fast Electric	3,900	\$30.00
1765	10/12/2017	450 La Riata	Electric	Residential	Electric for new house	Fast Electric	4,000	\$30.00
1764	10/12/2017	436 La Riata	Electric	Residential	Electric for new house	Fast Electric	4,000	\$30.00
1763	10/12/2017	412 Caballo	Electric	Residential	Electric for new house	Fast Electric	4,000	\$30.00
1762	10/11/2017	161 Wolfdale	Building	Residential	Remodel church back to residential	Rocco's Carpentry and Home Improvement	12,500	\$75.00
1761	10/10/2017	11403 Effie Way	Mechanical	Residential	HVAC for new house	Comfort Heat and Air	5,600	\$40.00
1760	10/10/2017	60 E Main	Demo	Residential	Demo for Larry Bowden project	Marcus Nail Construction	0	\$50.00
1759	10/9/2017	309 Briar Hill	Pool	Residential	New Pool	Seaside Pools	27,642	\$150.00
1758	10/9/2017	338 Driftwood	Electric	Residential	Electric for new house	Electro Craft	11,940	\$70.00
1757	10/9/2017	331 W Main	Mechanical	Commercial	Mechanical for Taco Bell	Ace Refrigeration Inc	29,000	\$155.00
1756	10/9/2017	68 Northaven	Mechanical	Residential	HVAC change out	Morrow Heat and Air	4,900	\$35.00
1755	10/9/2017	278 Greenfield	Mechanical	Residential	HVAC change out	Paschal Heat and Air	10,433	\$65.00
1754	10/2/2017	65 Locust	Electric	Residential	Electric for new house	Cody Riddle Electrical	5,500	\$40.00
1753	10/2/2017	80 W Main	Plumbing/Gas	Commercial	Water Heater repair	William Biddle Plumbing	750	\$20.00
								\$10,574.00

Total Records: 80

11/1/2017

Library

Circulation and Patron Services

	JAN	FEB	MAR	APR	MAY	JUN	JUL	AUG	SEPT	OCT	NOV	DEC
2017												
Total Circulation	4,294	3,602	4,182	4,076	4,186	4,897	4,356	3,669	4,121	4,121		
YTD Circulation	4,294	7,896	12,078	16,154	20,340	25,237	29,593	33,262	37,383	41,504		
Holds Satisfied	809	742	767	800	763	803	679	772	734	805		
YTD Hold Satisfied	809	1,551	2,318	3,118	3,881	4,684	5,363	6,135	6,869	7,674		
PAC Logins	869	758	901	826	840	837	754	806	710	886		
YTD PAC Logins	869	1,627	2,528	3,354	4,194	5,031	5,785	6,591	7,301	8,187		
New Cardholders	39	26	32	29	26	52	32	34	25	21		
YTD New Cardholders	39	65	97	126	152	204	236	270	295	316		
2016												
Total Circulation	4,587	4,346	5,076	4,400	4,170	5,537	5,108	4,696	4,353	4,521	4,410	4,338
YTD Circulation	4,587	8,933	14,009	18,409	22,579	28,116	33,224	37,920	42,273	46,794	51,204	55,542
Holds Satisfied	830	744	944	833	715	854	766	816	786	918	812	796
YTD Hold Satisfied	830	1,574	2,518	3,351	4,066	4,920	5,686	6,502	7,288	8,206	9,018	9,814
PAC Logins	862	901	972	797	893	767	798	756	663	776	737	793
YTD PAC Logins	862	1,763	2,735	3,532	4,425	5,192	5,990	6,746	7,409	8,185	8,922	9,715
New Cardholders	38	26	33	44	35	57	25	30	36	30	20	24
YTD New Cardholders	38	64	97	141	176	233	258	288	324	354	374	398

Library
Computer Use

	JAN	FEB	MAR	APR	MAY	JUN	JUL	AUG	SEP	OCT	NOV	DEC
2017												
Early Literacy Station Users	95	86	96	93	109	105	123	128	103	110		
YTD Early Literacy Station Users	95	181	277	370	479	584	707	835	938	1,048		
Users	314	293	301	271	308	224	241	365	334	237		
YTD Users	314	607	908	1,179	1,487	1,711	1,952	2,317	2,651	2,888		
Device Checkout	0	0	0	0	2	3	0	4	2	0		
YTD Device Checkout	0	0	0	0	2	5	5	9	11	11		
2016												
Early Literacy Station Users	51	50	78	59	75	97	89	96	56	87	94	63
YTD Early Literacy Station Users	51	101	179	238	313	410	499	595	651	738	832	895
Users	321	334	343	322	313	319	327	443	358	284	286	275
YTD Users	321	655	998	1,320	1,633	1,952	2,279	2,722	3,080	3,364	3,650	3,925
Device Checkout	1	0	1	0	0	1	0	0	0	0	0	0
YTD Device Checkout	1	1	2	2	2	3	3	3	3	3	3	3

Library
Miscellaneous Services

	JAN	FEB	MAR	APR	MAY	JUN	JUL	AUG	SEP	OCT	NOV	DEC
2017												
Color Print Services	53	31	24	20	110	40	59	49	14	21		
YTD Color Print Services	53	84	108	128	238	278	337	386	400	421		
Copy/Print Services	1,205	1,336	1,373	1,211	1,696	1,429	1,677	1,627	1,730	1,453		
YTD Copy/Print Services	1,205	2,541	3,914	5,125	6,821	8,250	9,927	11,554	13,284	14,737		
Fax Services	38	35	39	51	87	78	55	72	103	108		
YTD Fax Services	38	73	112	163	250	328	383	455	558	666		
Notary Services	9	0	10	17	5	10	4	6	5	10		
YTD Notary Services	9	9	19	36	41	51	55	61	66	76		
Reference Transactions	189	188	235	241	204	224	241	291	240	195		
YTD Reference Transactions	189	377	612	853	1,057	1,281	1,522	1,813	2,053	2,248		
Scanning Services	18	14	15	28	18	22	10	21	24	23		
YTD Scanning Services	18	32	47	75	93	115	125	146	170	193		
Staff Supervised Volunteer Hours	46	53	45	68	17	13	11	21	21	34		
YTD Staff Supervised Volunteer Hours	46	99	144	212	229	242	253	274	295	329		
Test Proctor	0	0	0	0	0	1	1	0	2	3		
YTD Test Proctor	0	0	0	0	0	1	2	2	4	7		
2016												
Color Print Services	n/a	4	30	79	27	28	37	21	15	52	11	12
YTD Color Print Services	n/a	4	34	113	140	168	205	226	241	293	304	316
Copy/Print Services	1,159	1,464	1,596	1,679	2,145	1,294	1,702	1,739	1,546	1,586	1,167	1,615
YTD Copy/Print Services	1,159	2,623	4,219	5,898	8,043	9,337	11,039	12,778	14,324	15,910	17,077	18,692
Fax Services	15	40	42	26	36	34	27	36	48	26	30	22
YTD Fax Services	15	55	97	123	159	193	220	256	304	330	360	382
Notary Services	4	7	5	8	3	3	5	2	3	4	3	1
YTD Notary Services	4	11	16	24	27	30	35	37	40	44	47	48
Reference Transactions	154	285	350	284	270	324	327	282	266	187	209	165
YTD Reference Transactions	154	439	789	1,073	1,343	1,667	1,994	2,276	2,542	2,729	2,938	3,103
Scanning Services	n/a	2	13	5	30	19	13	35	20	18	10	13
YTD Scanning Services	n/a	2	15	20	50	69	82	117	137	155	165	178
Staff Supervised Volunteer Hours	54	49	41	66	14	10	13	19	46	67	29	24
YTD Staff Supervised Volunteer Hours	54	103	144	210	224	234	247	266	312	379	408	432
Test Proctor	0	0	0	0	0	1	0	0	1	2	0	1
YTD Test Proctor	0	0	0	0	0	1	1	1	2	4	4	5

Library
Programs and Meetings

	JAN	FEB	MAR	APR	MAY	JUN	JUL	AUG	SEP	OCT	NOV	DEC
2017												
Book Club	13	10	11	7	12	10	8	9	11	12		
Calligraphy Class			8									
Children's Eric Carle Watercolors			7									
Children's Homework Helpers			3									
Children's Seuss Celebration			10									13
Happy Day Preschool Outreach												
Meeting Room Use	6	10	12	7	6	7	11		11	21		
Children's Mother's Day Craft					9							
Local Authors					14							
Painting Class			7									
Summer Reading Kick-off Celebration						107						
Summer Reading Log Participants							114					
Technology Instruction	0	2	4	0	3	1	1	4	1	1		1
WCLS presents Story Time	0	157	169	165					158	186		
WCLS presents Kids Book Club	5	4	3	3	3			5		7		
WCLS presents Summer Reading						79	69					
WCLS presented Monthly Program Attendance	5	161	172	168	3	79	69	5	158	193		
Total Monthly Program Attendance	13	12	50	7	35	118	123	13	12	26		
Number of Juvenile Programs	0	0	4	0	1	1	1	0	0	1		
Number of WCLS Juvenile Programs	1	4	5	2	4	2	1	1	3	5		
Number of Young Adult Programs	0	0	0	0	0	0	0	0	0	0		
Number of WCLS Young Adult Programs	0	0	0	0	0	0	0	0	0	0		
Number of Adult Programs	1	1	4	1	3	1	1	1	1	1		
Number of Non-library Meeting Room Events	1	1	1	1	1	1	1	0	1	2		

**Library
Daily Visitors**

2017	JAN	FEB	MAR	APR	MAY	JUN	JUL	AUG	SEP	OCT	NOV	DEC
Visits	2,431	2,526	2,616	2,553	2,381	3,078	2,659	2,617	2,491	2,827		
YTD Visits	2,431	4,957	7,573	10,126	12,507	15,585	18,244	20,861	23,352	26,179		
2016	JAN	FEB	MAR	APR	MAY	JUN	JUL	AUG	SEP	OCT	NOV	DEC
Visits	2,458	2,778	2,996	2,596	2,640	3,027	2,649	2,779	2,647	2,869	2,517	2,322
YTD Visits	2,458	5,236	8,232	10,828	13,468	16,495	19,144	21,923	24,570	27,439	29,956	32,278

**Planning Commission Minutes
September 25, 2017**

- 1. ROLL CALL** – Meeting was called to order by Chairman Robert Mann. A quorum was present.

PRESENT

Howard Carter
Jay Moore
Matt Hutcherson
Toni Bahn
Robert Mann, Chair
Judy Horne
Bobby Wilson

ABSENT

Gerry Harris

City Employees Present: Melissa McCarville, City Business Manager; Rick Brammall, City Inspector; Steve Tennant, City Attorney; Chris Dougherty, Engineer/ McGoodwin, Williams, Yates

- 2. Approval of Minutes:** August 28, 2017 minutes were approved as written.

- 3. Comments from Citizens:** No comments by citizens.

PUBLIC HEARING

4A. Variance Request – Cedar Mountain Properties, LLC – Old Farmington Rd

Geoff Bates was present and stated that the added street improvements had taken away a sizeable portion of the area upon which to build. That is why they have asked for the variance to place a tri-plex and a quad-plex (for total of 7 residential units) on the remaining land. The amount of variance almost equals one entire residential unit if allowed because they will be almost 4,000 square feet short of required land space. He noted that they are allowing for a great amount of greenspace and landscaping on all sides of the development as required.

Chairman Mann showed a printed e-mail from Vicki Norvell that had been given to each Commissioner and he asked that this be included in the official minutes of this meeting. This e-mail is attached. There was no public comment from attendees at the meeting.

City Attorney Steve Tennant questioned further the reasoning for the variance request. Geoff Bates explained that the developer believes 7 units are need for adequate cash flow. The buyer was not aware of the deduction of land area for right-of-way when purchased the property, depending upon an existing survey that Collier's had had done.

Jay Moore was concerned about such a large area of variance request and Matt Hutcherson concurred. Discussion continued for an extended period of time regarding precedent.

Then, Geoff Bates presented page 22 from the Farmington Zoning Ordinance entitled "MISCELLANEOUS PROVISIONS – RESIDENTIAL DISTRICTS (a) Minimum Dimension Requirements" (**Attached to these minutes**) which, in summary, indicates that when an existing lot is reduced because of conveyance to a federal, state, or local government for a public purpose and remaining area is at least 75% of the required minimum lot size for the district in which it is located, the remaining lot shall be deemed to comply with minimum lot size requirements.

After careful review and consideration of this section of the zoning ordinance, Chairman Mann called for question to approve the variance request of Cedar Mountain Properties, LLC for property zoned MF-2 on Old Farmington Road. Yes votes: Moore, Bahn, Horne, Wilson. No votes: Carter and Hutcherson. Motion passed by 4-2 vote.

4B. Variance Request From Height Regulations – Farmington High School Stadium Pressbox – 12329 North Hwy 170 - presented by Geoff Bates – Bates & Associates and Jason Evans, architect – Hight Jackson & Associates

They requested to build a 70' 2-story pressbox (with elevator) in order to provide more seating in the bleachers for fans.

Melissa McCarville said that she believed it was a reasonable variance request. Steve Tennant said that a 40' height for pressbox is antiquated. It was determined that the bleachers will be 40 feet and pressbox will be 30' higher and will extend from 35' line to 35' line.

Public Comment: Norm Toering, a resident of Twin Falls who lives directly west of the proposed stadium noted that the 70' pressbox will be 30' higher than the building and believed that was unnecessary. He expressed great concern regarding the noise and light pollution that will negatively impact a large number of residents in Twin Falls.

Chairman Mann called for question to approve variance requested by Farmington Schools for increased height of stadium pressbox. Motion passed unanimously.

4C. Sign Ordinance – Amendment regarding Billboard – LED digital screen billboards

City Attorney Steve Tennant explained the amendment to sign ordinance that had been given to all Commissioners. The billboard size can't exceed 300 square feet; must have a light-sensing device to control brightness of display. The billboard can't glitter or shimmer in a distracting way. Each message will just change all at once and rapidly to avoid driver distraction.

Two company representatives whose office is in Ft. Smith were present and verified that they will allow City to use the board for community messaging (8 slots) and the board will also show Amber Alerts and Silver Alerts. The board is a standard size similar to others in NW Arkansas.

There was no comment from citizens.

Chairman Mann called for question to approve the amendment to the sign ordinance and to send it to City Council for their consideration at their next regularly scheduled meeting. Motion passed unanimously.

NEW BUSINESS

5A. Large Scale Development – Old Farmington Rd Townhouses – Cedar Mountain Properties, LLC, property located on Old Farmington Road, south of Collier Drugstore building

Chris Dougherty from McGoodwin, Williams and Yates Engineers read a memo from Chris Brackett, City Engineer as follows, but he noted that item #1 was not relevant since the Commission approved the variance request (4A):

“1. This property is zoned MF-2. The zoning ordinance requires 6,000 sq. ft. of lot area per unit. This lot is currently 37,176 sq. ft., allowing six units. The plan currently shows seven units. Remove one unit for the plan. The developer is requesting a variance of the zoning ordinance to allow the extra unit.

2. A completed Grading Permit Application and fee must be submitted prior to final acceptance of the plans. A preconstruction conference will be required prior to any mass grading on the site. The owner, their engineering consultant, and their contractor responsible for the best management practices will be required to attend this conference.

3. After a final review set of plans and drainage report has been accepted by MWY, the applicant should submit to MWY three (3) sets of full size plans and two (2) sets of half-size plans, and two (2) copies of the final drainage report that have been sealed by the engineer for final approval and distribution.”

Commissioners unanimously approved the Large Scale Development contingent upon items 2. and 3. shown above.

5B. Large Scale Development – Farmington Public Schools – Athletic Complex – 12329 N. Hwy 170
Presented by Geoff Bates of Bates & Associates

City did not have any comments regarding development.

Memo from Chris Brackett, City Engineer was read:

“The Large Scale Development Plan for the FHS Football Field and Track has been reviewed and it is our opinion that the Planning Commission’s approval should be conditional on the following comments:

1. There are several minor corrections that are needed for the Detention Design to be considered a “final” design. These corrections can be addressed with the construction plan submittal and review.

2. The fire hydrant and fire lane locations must be reviewed and approved by the Fire Department.

3. Submit two (2) copies of the filed easement plat before final approval of the plans. A copy of the proposed easement plat should be submitted to MWY for review prior to filing.

4. Any sewer improvements must be reviewed and approved by the City of Fayetteville Engineering Department and the Arkansas Department of Health prior to any construction activities.

5. Any water improvements must be reviewed and approved by the Washington Water Authority and the Arkansas Department of Health prior to any construction activities.

6. A completed Grading Permit Application and fee must be submitted prior to final approval of the plans. A preconstruction conference will be required prior to any mass grading on the site. The owner, their engineering consultant, and their contractor responsible for the best management practices will be required to attend this conference.

7. After a final review set of plans and drainage report has been approved by MWY the applicant should submit to the City three (3) sets of full-size plans, two (2) sets of half-size plans, and two (2) copies of the final drainage report that have been sealed by the engineer for final approval and distribution.”

Public Comment – Norm Toering, a resident of Twin Falls Subdivision and whose home is directly west of the proposed athletic complex spoke with concerns about flooding due to increased runoff from this development. He wanted it on public record that even before this is built, in heavy rains, the land west of the school land and east of Twin Falls homes floods and he has grave concerns that it will now be made much worse.

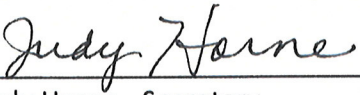
Jill Toering, President of the Twin Falls Property Association, also expressed concerns regarding the athletic complex plans and light pollution that will ensue and she asked about lighting requirements. She wanted to be sure that the lights will be down-facing, controlled lights.

Mike Mashburn, a landowner to the west agreed with Mr. Toering about flooding in that area.


Engineer Geoff Bates said that all water should go into the ditch and then into the creek. It was clarified that a berm will be built to channel water to the detention pond. Mr. Bates said he was "100% sure" that this drainage plan would work successfully.

Chairman Mann called for question to approve the Large Scale Development for Farmington High School Athletic Complex. Motion passed unanimously.

6. Adjournment: Having no further business, meeting was adjourned.



Judy Horne - Secretary



Robert Mann - Chair

E-mail sent by Vicki Norvell to some of the Planning Commissioners: Matt Hutcherson, Toni Bahn, Dean Mann, and Judy Horne

Vicki Norvell

Sep 25

Fwd: Comments Regarding Planning Commission Agenda Items to me, Matt, Toni, Dean

----- Forwarded Message -----

From: Vicki Norvell <vnorvell@pgtc.com>

To: jay@justiceforarkansas.com

Sent: Mon, 25 Sep 2017 16:14:32 -0400 (EDT)

Subject: Comments Regarding Planning Commission Agenda Items

The following is my statement to be read at the Planning Commission meeting of 7/25 by the appropriate Planner regarding the agenda items listed for the meeting.

#4A. Variance Request, Old Farmington Road: It does not say what they want it changed to, but I assume they want to allow more units than MF-2 will allow. My answer is **ABSOLUTELY NOT !!!** My reasons are as follows: 1. I own a single family residence at 165 Old Farmington Rd. I use as a rental. At 1400+ SF living it is not a cheap rental. These proposed cramped units will lower my property value. 2. I received no notification about this possible multi-family unit complex in the first place or I would have been all over this from the start. Yes, I know I was not one of the folks who was required to be notified, but I should have been, and that needs to be changed!!! 3. Are these going to be owner-occupied or rentals? Some of my questions may be duplicates from earlier meetings, but as mentioned above, I got in on this late. 4. Old Farmington Road cannot handle all of this extra traffic. 5. Pulling out going west from Old Farmington Road onto hwy 62/Main St. is already a nightmare. This extra traffic will only intensify the situation and make an unsafe intersection even more hazardous. 6. Where will the children play "catch" with their softballs and footballs? As a mother who once had a small child, I can tell you it will be **IN THE STREET !!!** Soccer? **IN THE STREET !!!** Bicycle riding? **IN THE STREET !!!** Basketball? No idea. One thing is for sure, parents are not going to load the kids up every day and take them to the park. Occasionally, maybe. They are also not going to let them cross the highway, at least I wouldn't even with a traffic light. 7. Increased crime rate. FBI statistics prove the closer people are forced to live together due to their inability to pay higher rent or house payment amounts and their position on the socio-economic ladder, the higher the crime rate. This is already being reflected in Farmington's crime rate. Granted, some of this increase is due to increase in population, but not at the current rate increase. 8. Do the folks proposing these units live in Farmington? I doubt it and I would like an answer to this question. Do they plan to live in one of these units and why not? In other words, are they willing to live with the end product of what they build?? Or, are they not willing to live with the end product, but expect us to? 9. If their variance is approved, everyone else will expect the same thing. I would like answers to these questions reflected in the minutes so I may see their answers. Thank You.

#4B. Why should the school be allowed to have signs any different than anyone else? If their variance is approved, everyone else will expect the same thing.

#4C. I don't have a copy of the sign ordinance. However, I was very happy with it when it was drawn up during the time I was on the Planning Commission many years ago. I would say the billboard should conform to the height and size requirements in the current ordinance. Also, it should not have any moving words, sentences, letters, etc., because they could be distracting to drivers and might cause accidents.

Response to 5 A & B to follow.

Vicki M Norvell

Note: Vicki Norvell's Response to 5A & B was not sent to my e-mail account.

Judy Horne

4A. Variance Request
Shored Cedar Mountain Properties
Old Farmington Road

**MISCELLANEOUS PROVISIONS
RESIDENTIAL DISTRICTS**

(a) Minimum Dimension Requirements

(1) When an existing lot is reduced because of conveyance to a federal, state or local government for a public purpose, and the remaining area is at least seventy-five percent (75%) of the required minimum lot size for the district in which it is located, then that remaining lot shall be deemed to comply with minimum lot size requirements.

(2) Minimum lot size requirements shall not be interpreted as prohibiting the construction of a single-family residential dwelling unit on a lot that was legally platted and recorded before the adoption of these regulations. For lots that are rendered nonconforming, the necessity of obtaining a variance from such created nonconformity shall not be required as a condition of issuance of a building permit, provided all setback and other requirements can be met.

(3) When an existing setback is reduced because of conveyance to a federal, state or local government for a public purpose, and the remaining setback is at least seventy-five percent (75%) of the required minimum setback for the district in which it is located, then that remaining setback shall be deemed to satisfy minimum setback requirements.

(b) Maximum Lot Coverage

(1) The maximum lot coverage (all buildings) shall not exceed forty percent (40%) in R-1, R-2, MF-1, and MF-2 zones.

(2) The maximum lot coverage for the R-O zone is sixty percent (60%) of the lot or parcel.

(c) Height Limitations

(1) The maximum height for all structures is thirty-five (35) feet in R-1, R-2, MF-1, and MF-2 zones. The maximum height for all structures is 20 feet in MHP zones.

(2) The maximum height for all structures is forty (40) feet in the R-O zone.

(d) Off-street parking

(1) Parking requirements for R-1 and R-2 zones are as follows:

2 per each single-family dwelling;
1 per each 10 seats in a church auditorium or sanctuary;