



City of Farmington
354 W. Main Street
P.O. Box 150
Farmington, AR 72730
479-267-3865
479-267-3805 (fax)

**AMENDED CITY COUNCIL AGENDA
December 13, 2021**

A regular meeting of the Farmington City Council will be held on
Monday, December 13, 2021, 6:00 p.m.
City Hall
354 W. Main Street, Farmington, Arkansas.

1. Call to Order – Mayor Ernie Penn
2. Roll Call – City Clerk Kelly Penn
3. Pledge of Allegiance
4. Comments from Citizens – the Council will hear brief comments at this time from citizens. No action will be taken. All comments will be taken under advisement.
5. Approval of the minutes - November 8, 2021, City Council Minutes
6. Financial Reports
7. Entertain a motion to read all ordinances and resolutions by title only.
8. Proclamations, special announcements, committee/commission/council appointments.
9. Committee Reports
 - a. Street Committee
 - b. Community Development Committee
 - c. Park & Recreation Committee
10. Items to be removed from City of Farmington Inventory – **NONE**

UNFINISHED BUSINESS

11. Ordinance No. 2021-04 –An ordinance to appeal of planning commission denial for Cox Development parcel #760-01533-000 for rezoning of property located on east side of S. Hunter Street, from R-1 to R-2 to MF-2/MF-1, the new request will be for a zoning change from R-1 to R-2 zoning for whole parcel of 10.52 acres. –

2ND READING

NEW BUSINESS

12. Approval of ARPA Funds for Central EMS in the amount of \$60,758.00.

13. Ordinance 2021-20 – An ordinance to establish policy and procedures for the purchase of property and services in accordance with Ark. Code ann. §14-58-303, as amended, repealing previous ordinances in conflict herewith, and for other purposes.

14. Resolution 2021-12 – A resolution waiving requirements of competitive bidding for the purchase of three new Dodge Ram 1500 trucks and the equipment to outfit the vehicles for City of Farmington Police Department pursuant to A.C.A. §14-58-303(b)(2)(B).

15. Resolution 2021-13 – A resolution waiving requirements of competitive bidding for the purchase of new Dodge Ram 1500 truck and the equipment to outfit the vehicles for City of Farmington Fire Department pursuant to A.C.A. §14-58-303(b)(2)(B).

INFORMATIONAL ITEMS:

- A. City Business Manager Report
- B. Court Clerk Monthly Distribution Report
- C. Fire Department Report
- D. Police Department Report
- E. Building/Public Works Report
- F. Library Report
- G. Sports & Recreation Report
- H. Planning Commission Minutes
- I. Ozark Regional Transit

MINUTES

Minutes of the Regular Farmington City Council Meeting November 8, 2021

Due to the Covid 19 pandemic, a state of emergency was declared by Arkansas Governor Asa Hutchinson, in order to comply to social distancing requirements this meeting was also held virtually using the Zoom Meeting system. Mayor Penn, City Clerk Penn, City Business Manager McCarville, City Attorney Tennant were physically at City Hall. The regular meeting of the City Council scheduled for Monday, November 8th, 2021, was called to order at 6:00 pm by Mayor Ernie Penn. City Clerk Kelly Penn called the roll and the following Council Members answered to their names: Sherry Mathews, Hunter Carnahan, Keith Lipford (Zoom), Linda Bell, Brenda Cunningham, Bobby Morgan, Diane Bryant and Shelly Parsley.

Comments from Citizens

Tom Gentry, North Highway 170 – Mr. Gentry wanted to know why highway 170 was not completed yet? Mayor Penn advised the project had been halted due to a lawsuit by Washington Water Authority and it is pending in the courts.

Jill Topping, 306 Claybrook – She requested property descriptions in layman's terms when dealing with ordinances, the legal descriptions make it confusing and not easy to identify property.

Approval of the minutes for the October 12th, 2021 Regular Meeting. On the motion of Council Member Cunningham and a second by Council Member Carnahan and by the consent of all Council Members present after a roll call vote, the minutes were approved as presented by a vote of 8-0.

Financial Reports – Mayor Penn presented the financial reports.

Entertain a motion to read all Ordinances and Resolutions by title only. On the motion of Council Member Morgan and a second by Council Member Bryant and by the consent of all Council Members present after a roll call vote, the motion to read all Ordinances and Resolutions by title only was approved 8-0.

Proclamations, Special Announcements, Committee/Commission Appointments, Committee Reports - None.

Committee Reports – None

Items to be removed from City of Farmington Inventory – None

Old Business – None

New Business

Resolution No. 2021-09 A resolution providing for the adoption of a budget for the City of Farmington, Arkansas, for the twelve (12) months beginning January 01, 2022, and ending December 31, 2022, appropriating money for each expenditure therein provided for; and other purposes.

On the motion of Council Member Cunningham and a second by Council Member Carnahan and by the consent of all Council Members present after a roll call vote, Resolution 2021-09 was approved by a vote of 7-1, with Council Member Bryant voting no.

Resolution 2021-10 a resolution for approval of ARPA funds for premium pay for employees in an amount not to exceed \$150,000.00

On the motion of Council Member Bell and a second by Council Member Morgan and by the consent of all Council Members present after a roll call vote, Resolution 2021-10 was approved by a vote of 8-0.

Resolution 2021-11 a resolution waiving requirement of competitive bidding for the purchase of a field groomer for City of Farmington Parks Department pursuant to A.C.A. 14-58-303 (b) (2) (B)

On the motion of Council Member Cunningham and a second by Council Member Parsley and by the consent of all Council Members present after a roll call vote, Resolution 2021-11 was approved by a vote of 8-0.

Ordinance No 2021-18 An Ordinance revising Ordinance No. 2007-06 Building Permit Fees.

Council Member Bell made a motion to suspend the rule requiring the reading of an ordinance in full on 3 different dates be suspended and for Ordinance 2021-18 be read 1 time by title only, it was seconded by Council Member Parsley and after a roll call vote, the motion was approved 8-0. City Attorney Tennant read Ordinance 2021-18 by title only. Mayor Penn asked Shall the ordinance pass? After a roll call vote the motion passed 8-0. A motion to pass Ordinance 2021-18 with an Emergency Clause was made by Council Member Bell and seconded by Council Member Parsley, after a roll call vote the motion passed 8-0.

Ordinance No. 2021-19 An ordinance rezoning 12650 North Hwy 170 # 760-03023-001 from A-1 agriculture to R-1 residential single family, as requested by Damon McDonald.

City Attorney Tennant went over the memo provided to the council in their packets. Planning Commissioners Ball and Macedo spoke against the rezoning. Planning Commissioner's Harris & Mann spoke in favor of the rezoning. Council Member Bell made a motion to suspend the rule requiring the reading of an ordinance in full on 3 different dates be suspended and for Ordinance 2021-19 be read 1 time by title only, it was seconded by Council Member Cunningham and after a roll call vote, the motion was approved 8-0. City Attorney Tennant read Ordinance 2021-19 by title only. Mayor Penn asked Shall the ordinance pass? After a roll call vote the motion passed 5-3, Council Members Lipford, Morgan & Bryant voted no. A motion to pass Ordinance 2021-19 with an Emergency Clause was made by Council Member Bell and seconded by Council Member Parsley, after a roll call vote the motion passed 8-0.

Award bid for Double Springs Bridge Rehabilitation to Steve Beam Construction, Inc.

On the motion of Council Member Morgan and a second by Council Member Bryant and by the consent of all Council Members present after a roll call vote, the bid was awarded to Steve Beam Construction Inc. in the amount of \$187,477.60 and was approved by a vote of 8-0.

There being no further business to come before the council and on the motion of Council Member Cunningham and seconded by Council Member Morgan and by the consent of all members present, the meeting adjourned at 7:04 pm until the next regularly scheduled meeting to be held Monday, December 13th, 2021, in the City Council Chambers at City Hall, located at 354 West Main Street, Farmington, Arkansas.

Attest ;

City Clerk Kelly Penn

Approved;

Mayor Ernie Penn

Financial

MONTH	CITY SALES TAX		STATE SALES TAX	
	2020	2021	2020	2021
JANUARY	\$ 130,377.70	\$ 176,605.15	\$ 109,715.61	\$ 118,422.94
FEBRUARY	\$ 148,481.02	\$ 191,113.19	\$ 122,277.31	\$ 132,077.29
MARCH	\$ 133,975.76	\$ 173,156.53	\$ 100,333.67	\$ 116,243.77
APRIL	\$ 131,834.17	\$ 159,711.77	\$ 103,587.92	\$ 103,435.79
MAY	\$ 152,891.65	\$ 212,317.86	\$ 110,933.27	\$ 145,997.63
JUNE	\$ 149,081.37	\$ 195,552.42	\$ 104,879.92	\$ 133,392.16
JULY	\$ 155,807.30	\$ 203,173.25	\$ 112,770.07	\$ 133,013.22
AUGUST	\$ 174,923.16	\$ 207,265.88	\$ 121,519.40	\$ 130,850.39
SEPTEMBER	\$ 174,374.84	\$ 239,117.11	\$ 120,630.07	\$ 136,498.27
OCTOBER	\$ 165,123.09	\$ 225,821.18	\$ 123,932.96	\$ 146,632.25
NOVEMBER	\$ 167,887.60	\$ 247,429.21	\$ 121,853.11	\$ 145,564.50
DECEMBER	\$ 178,934.79		\$ 119,188.29	
Monthly Comparison -November 2020/November 2021		\$ 79,541.61		\$ 23,711.39
			Increase (Decrease)	\$ 103,253.00
YTD comparison		Increase for 2021 over 2020 YTD - City Sales Tax		Increase for 2021 over 2020 YTD - State Sales Tax
			\$ 546,505.89	\$ 189,694.90
Total Actual Income vs 2021 Budgeted Income	County Wide Sales Tax	City Sales Tax		
Budget 2021	\$1,260,000.00	\$1,475,000.00		\$ 736,200.79
Actual 2021 (thru November)	\$1,442,128.21	\$2,231,263.55	Total Sales Tax Increase YTD 2020	

GENERAL FUND

2:37 PM

Statement of Revenue and Expenditures

	Year-To-Date	Annual Budget	Jan 2021
	Jan 2021	Jan 2021	Dec 2021
	Nov 2021	Dec 2021	Percent of
	Actual		Budget
Revenue & Expenditures			
GENERAL REVENUES			
Revenue			
ACCIDENT REPORT REVENUES	1,283.30	1,500.00	85.55%
ACT 833	18,440.63	20,000.00	92.20%
ALCOHOL SALES TAX	5,958.79	3,500.00	170.25%
ANIMAL CONTROL REVENUES	2,152.35	2,500.00	86.09%
BUILDING INSPECTION FEES	487,392.82	130,000.00	374.92%
BUSINESS LICENSES	6,138.50	6,000.00	102.31%
CITY COURT FINES	125,739.59	120,000.00	104.78%
CITY SALES TAX REVENUES	2,231,263.55	1,475,000.00	151.27%
COUNTY TURNBACK	579,312.47	475,000.00	121.96%
DEVELOPMENT FEES	54,429.60	10,000.00	544.30%
Donations	500.00	0.00	0.00%
FRANCHISE FEES	441,954.38	375,000.00	117.85%
GARAGE SALE PERMITS	1,679.33	2,500.00	67.17%
GRANTS	769,123.62	0.00	0.00%
INTEREST REVENUES	23,484.23	25,000.00	93.94%
MISCELLANEOUS REVENUES	19,010.99	0.00	0.00%
Off Duty Police Reimbursement	3,945.34	4,000.00	98.63%
PARK RENTAL	7,653.51	3,500.00	218.67%
PAYMENT IN LIEU OF	175,600.00	150,000.00	117.07%
SALES TAX - OTHER	1,442,128.21	1,260,000.00	114.45%
SPORTS COMPLEX FEES	36,748.50	35,000.00	105.00%
SRO REIMBURSEMENT REVENUES	57,254.97	100,000.00	57.25%
STATE TURNBACK	94,519.24	95,000.00	99.49%
Revenue	\$6,585,713.92	\$4,293,500.00	

GENERAL FUND

Statement of Revenue and Expenditures

	Year-To-Date	Annual Budget	Jan 2021
	Jan 2021	Jan 2021	Dec 2021
	Nov 2021	Dec 2021	Percent of
	Actual		Budget
ADMINISTRATIVE DEPT			
Expenses			
ADDITIONAL SERVICES EXPENSE	185,277.04	180,000.00	102.93%
ADVERTISING EXPENSE	5,605.40	6,000.00	93.42%
BANK CHARGE	152.29	0.00	0.00%
Bank Charges	972.24	0.00	0.00%
BUILDING MAINT & CLEANING	29,750.46	35,000.00	85.00%
CREDIT CARD FEE EXPENSE	(125.73)	5,000.00	(2.51%)
ELECTION EXPENSES	3,774.52	5,000.00	75.49%
ENGINEERING FEES	191,729.73	125,000.00	153.38%
INSURANCES EXPENSE	53,632.39	50,000.00	107.26%
LEGAL FEES	5,222.65	10,000.00	52.23%
MATERIALS & SUPPLIES EXPENSE	19,539.37	17,000.00	114.94%
MISCELLANEOUS EXPENSE	1,272.62	2,000.00	63.63%
NEW EQUIPMENT PURCHASE	5,380.56	10,000.00	53.81%
PAYROLL EXP - CITY ATTRNY	61,662.64	60,000.00	102.77%
PAYROLL EXP - ELECTED OFFICIAL	123,199.96	125,000.00	98.56%
PAYROLL EXP - REGULAR	230,790.91	241,365.00	95.62%
PLANNING COMMISSION	18,074.61	20,000.00	90.37%
POSTAGE EXPENSE	1,681.84	1,500.00	112.12%
PROFESSIONAL SERVICES	11,144.88	10,000.00	111.45%
REPAIR & MAINT - BUILDING	4,485.80	2,000.00	224.29%
REPAIR & MAINT - OFFICE EQUIP	4,482.70	2,500.00	179.31%
SERVICE CHARGES	750.30	250.00	300.12%
TECHNICAL SUPPORT	26,008.64	40,000.00	65.02%
TELECOMMUNICATION EXPENSES	10,803.15	4,000.00	270.08%
TRANSFER TO ARPA FUND	766,573.62	0.00	0.00%
TRAVEL, TRAINING & MEETINGS	6,964.54	10,000.00	69.65%
UTILITIES EXPENSES	65,483.72	70,000.00	93.55%
Expenses	\$1,834,290.85	\$1,031,615.00	

12/6/2021

GENERAL FUND

2:37 PM

Statement of Revenue and Expenditures

	Year-To-Date	Annual Budget	Jan 2021
	Jan 2021	Jan 2021	Dec 2021
	Nov 2021	Dec 2021	Percent of
	Actual		Budget
ANIMAL CONTROL DEPT			
Expenses			
FUEL EXPENSES	1,603.03	2,000.00	80.15%
MATERIALS & SUPPLIES EXPENSE	377.16	1,100.00	34.29%
PAYROLL EXP - REGULAR	60,091.42	63,051.00	95.31%
PROFESSIONAL SERVICES	5,190.00	15,000.00	34.60%
REPAIR & MAINT - AUTOMOBILES	928.43	1,500.00	61.90%
REPAIR & MAINT - EQUIPMENT	0.00	500.00	0.00%
TRAVEL, TRAINING & MEETINGS	0.00	500.00	0.00%
UNIFORMS/GEAR EXPENSE	193.43	500.00	38.69%
Expenses	\$68,383.47	\$84,151.00	

12/6/2021

GENERAL FUND

2:37 PM

Statement of Revenue and Expenditures

	Year-To-Date	Annual Budget	Jan 2021
	Jan 2021	Jan 2021	Dec 2021
	Nov 2021	Dec 2021	Percent of
	Actual		Budget
BUILDING PERMIT DEPT			
Expenses			
FUEL EXPENSES	3,193.87	2,500.00	127.75%
NEW EQUIPMENT PURCHASE	26,373.00	0.00	0.00%
PAYROLL EXP - REGULAR	112,036.06	94,626.00	118.40%
REPAIR & MAINT - AUTOMOBILES	1,036.42	1,000.00	103.64%
TRAVEL, TRAINING & MEETINGS	3,234.85	3,000.00	107.83%
UNIFORMS/GEAR EXPENSE	400.62	1,000.00	40.06%
Expenses	\$146,274.82	\$102,126.00	

12/6/2021

GENERAL FUND

2:37 PM

Statement of Revenue and Expenditures

	Year-To-Date	Annual Budget	Jan 2021
	Jan 2021	Jan 2021	Dec 2021
	Nov 2021	Dec 2021	Percent of
	Actual		Budget
FIRE DEPT			
Expenses			
ADVERTISING EXPENSE	0.00	1,000.00	0.00%
BUILDING MAINT & CLEANING	272.63	0.00	0.00%
FUEL EXPENSES	8,669.87	7,200.00	120.41%
HAZMAT EXPENSES	2,270.12	2,400.00	94.59%
MATERIALS & SUPPLIES EXPENSE	8,255.51	8,500.00	97.12%
MISCELLANEOUS EXPENSE	0.00	500.00	0.00%
NEW EQUIPMENT PURCHASE	609,623.44	10,000.00	6,096.23%
PAYROLL EXP - REGULAR	526,695.73	660,851.00	79.70%
REPAIR & MAINT - BUILDING	200.42	3,200.00	6.26%
REPAIR & MAINT - EQUIPMENT	7,979.24	9,070.00	87.97%
REPAIR & MAINT - TRUCK	9,919.22	10,000.00	99.19%
TRAVEL, TRAINING & MEETINGS	7,960.64	12,801.00	62.19%
UNIFORMS/GEAR EXPENSE	18,602.84	30,000.00	62.01%
Expenses	\$1,200,449.66	\$755,522.00	

12/6/2021

GENERAL FUND

2:37 PM

Statement of Revenue and Expenditures

	Year-To-Date	Annual Budget	Jan 2021
	Jan 2021	Jan 2021	Dec 2021
	Nov 2021	Dec 2021	Percent of
	Actual		Budget
LAW ENFORCE - COURT			
Expenses			
MATERIALS & SUPPLIES EXPENSE	1,374.29	3,000.00	45.81%
MISCELLANEOUS EXPENSE	0.00	400.00	0.00%
NEW EQUIPMENT PURCHASE	0.00	3,000.00	0.00%
PAYROLL EXP - REGULAR	74,851.09	87,521.00	85.52%
POSTAGE EXPENSE	29.81	1,800.00	1.66%
PROSECUTING ATTORNEY	16,500.00	18,000.00	91.67%
REPAIR & MAINT - EQUIPMENT	29.08	0.00	0.00%
REPAIR & MAINT - OFFICE EQUIP	0.00	500.00	0.00%
SPECIAL COURT COSTS	0.00	6,000.00	0.00%
TRAVEL, TRAINING & MEETINGS	434.40	6,000.00	7.24%
Expenses	\$93,218.67	\$126,221.00	

12/6/2021

GENERAL FUND

2:37 PM

Statement of Revenue and Expenditures

	Year-To-Date	Annual Budget	Jan 2021
	Jan 2021	Jan 2021	Dec 2021
	Nov 2021	Dec 2021	Percent of
	Actual		Budget
LAW ENFORCE - POLICE			
Expenses			
ADVERTISING EXPENSE	0.00	100.00	0.00%
BREATHALYZER EXPENSES	587.38	700.00	83.91%
CAPITAL IMPROVEMENT	7,500.00	0.00	0.00%
DRUG TASK FORCE	1,500.00	2,000.00	75.00%
FUEL EXPENSES	43,913.27	48,000.00	91.49%
GRANT EXPENSE	3,682.77	0.00	0.00%
MATERIALS & SUPPLIES EXPENSE	50,763.71	50,000.00	101.53%
MISCELLANEOUS EXPENSE	0.00	500.00	0.00%
NEW EQUIPMENT PURCHASE	57,248.66	56,000.00	102.23%
Off Duty Police Pay	3,385.34	4,000.00	84.63%
PAYROLL EXP - REGULAR	1,113,102.54	1,302,050.00	85.49%
PAYROLL EXP - SRO	118,100.98	150,000.00	78.73%
REPAIR & MAINT - AUTOMOBILES	24,650.07	25,000.00	98.60%
REPAIR & MAINT - EQUIPMENT	0.00	3,000.00	0.00%
TRAVEL, TRAINING & MEETINGS	6,343.68	7,000.00	90.62%
UNIFORMS/GEAR EXPENSE	10,665.60	15,000.00	71.10%
Expenses	\$1,441,444.00	\$1,663,350.00	

12/6/2021

GENERAL FUND

2:37 PM

Statement of Revenue and Expenditures

	<u>Year-To-Date</u>	<u>Annual Budget</u>	<u>Jan 2021</u>
	<u>Jan 2021</u>	<u>Jan 2021</u>	<u>Dec 2021</u>
	<u>Nov 2021</u>	<u>Dec 2021</u>	<u>Percent of</u>
	<u>Actual</u>		<u>Budget</u>
LIBRARY			
Expenses			
LIBRARY TRANSFER	55,000.00	55,000.00	100.00%
Expenses	\$55,000.00	\$55,000.00	

12/6/2021

GENERAL FUND

2:37 PM

Statement of Revenue and Expenditures

	Year-To-Date	Annual Budget	Jan 2021
	Jan 2021	Jan 2021	Dec 2021
	Nov 2021	Dec 2021	Percent of
	Actual		Budget
PARKS DEPT			
Expenses			
CAPITAL IMPROVEMENT	0.00	125,000.00	0.00%
ENGINEERING FEES	0.00	25,000.00	0.00%
MATERIALS & SUPPLIES EXPENSE	13,791.29	10,000.00	137.91%
NEW EQUIPMENT PURCHASE	17,845.30	22,500.00	79.31%
PAYROLL EXP - REGULAR	191,930.35	186,765.00	102.77%
PROFESSIONAL SERVICES	5,076.49	2,500.00	203.06%
REPAIR & MAINT - BUILDING	880.72	0.00	0.00%
REPAIR & MAINT - EQUIPMENT	3,835.90	3,000.00	127.86%
SPORTS PARK MATERIALS	10,370.89	22,000.00	47.14%
SPORTS PARK NEW EQUIP	0.00	10,000.00	0.00%
SPORTS PARK PROF SERV	33,735.00	45,000.00	74.97%
SPORTS PARK REPAIR/MAINT	2,845.61	2,500.00	113.82%
SPORTS PARK UNIFORMS	193.43	250.00	77.37%
SPORTS PARK UTILITIES	15,506.00	15,000.00	103.37%
UNIFORMS/GEAR EXPENSE	0.00	1,000.00	0.00%
UTILITIES EXPENSES	21,889.12	5,000.00	437.78%
Expenses	\$317,900.10	\$475,515.00	

12/6/2021

GENERAL FUND

2:37 PM

Statement of Revenue and Expenditures

	Year-To-Date	Annual Budget	Jan 2021
	Jan 2021	Jan 2021	Dec 2021
	Nov 2021	Dec 2021	Percent of
	Actual		Budget
TRANSFERS BETWEEN FUNDS			
Revenue			
TRANSFER INCOME	500,000.00	0.00	0.00%
Revenue	\$500,000.00	\$0.00	
Gross Profit	\$500,000.00	\$0.00	
Expenses			
TRANS TO MONEY MARKET	500,000.00	0.00	0.00%
Expenses	\$500,000.00	\$0.00	

STREET FUND
Statement of Revenue and Expenditures

	Year-To-Date Jan 2021 Nov 2021 Actual	Annual Budget Jan 2021 Dec 2021	Jan 2021 Dec 2021 Percent of Budget
Revenue & Expenditures			
Revenue			
GRANTS	44,209.84	0.00	0.00%
INTEREST REVENUES	203.35	1,000.00	20.34%
MISCELLANEOUS REVENUES	80.58	100.00	80.58%
STREET COUNTY TURNBACK	62,680.62	40,000.00	156.70%
STREET STATE TURNBACK	475,243.98	406,945.75	116.78%
TRANSFER INCOME	318,054.25	318,054.25	100.00%
Revenue	\$900,472.62	\$766,100.00	
Expenses			
ADVERTISING EXPENSE	0.00	1,000.00	0.00%
CREDIT CARD FEE EXPENSE	29.00	0.00	0.00%
ENGINEERING FEES	93,351.44	30,000.00	311.17%
FUEL EXPENSES	9,889.10	10,000.00	98.89%
MATERIALS & SUPPLIES EXPENSE	13,036.19	15,000.00	86.91%
MISCELLANEOUS EXPENSE	4,855.23	500.00	971.05%
NEW EQUIPMENT PURCHASE	1,973.30	25,000.00	7.89%
PAYROLL EXP - REGULAR	160,295.17	205,500.00	78.00%
PROFESSIONAL SERVICES	34,855.90	2,000.00	1,742.80%
REPAIR & MAINT - BUILDING	1,361.29	2,000.00	68.06%
REPAIR & MAINT - EQUIPMENT	4,059.18	10,000.00	40.59%
STREET LIGHTS	56,785.38	150,400.00	37.76%
STREET/ROAD REPAIRS	232,157.45	300,000.00	77.39%
TRAVEL, TRAINING & MEETINGS	0.00	500.00	0.00%
UNIFORMS/GEAR EXPENSE	338.44	2,200.00	15.38%
UTILITIES EXPENSES	13,829.24	12,000.00	115.24%
Expenses	\$626,816.31	\$766,100.00	

LIBRARY FUND
Statement of Revenue and Expenditures

	Current Period Jan 2021 Nov 2021 Actual	Annual Budget Jan 2021 Dec 2021	Jan 2021 Dec 2021 Percent of Budget
Revenue & Expenditures			
Revenue			
Donations	5,347.55	0.00	0.00%
FINES/LOST ITEMS	1,741.11	1,000.00	174.11%
GRANTS	7,815.00	0.00	0.00%
INTEREST REVENUES	38.86	0.00	0.00%
MISCELLANEOUS REVENUES	3,431.07	0.00	0.00%
TRANS FROM GENERAL FUND	55,000.00	55,000.00	100.00%
WASHINGTON CO LIBRARY	181,959.00	197,226.00	92.26%
Revenue	\$255,332.59	\$253,226.00	
Expenses			
ADVERTISING EXPENSE	722.52	1,000.00	72.25%
BOOKS AND MEDIA	27,425.90	32,000.00	85.71%
BUILDING MAINT & CLEANING	1,818.29	4,800.00	37.88%
MATERIALS & SUPPLIES EXPENSE	19,287.01	13,026.00	148.07%
MISCELLANEOUS EXPENSE		500.00	0.00%
NEW EQUIPMENT PURCHASE	4,170.00	7,000.00	59.57%
PAYROLL EXP - REGULAR	166,913.78	180,000.00	92.73%
POSTAGE EXPENSE	66.25	300.00	22.08%
PROGRAMS EXPENSE	1,645.00	4,000.00	41.13%
REPAIR & MAINT - BUILDING	1,519.11	0.00	0.00%
TECHNICAL SUPPORT	7,884.36	6,800.00	115.95%
TRAVEL, TRAINING & MEETINGS	732.10	1,000.00	73.21%
UTILITIES EXPENSES	2,303.30	2,800.00	82.26%
Expenses	\$234,487.62	\$253,226.00	

Committee Reports

December 13th, 2021

Re: Parks and Recreation report
From: Sherry Mathews
Parks Committee Chairperson

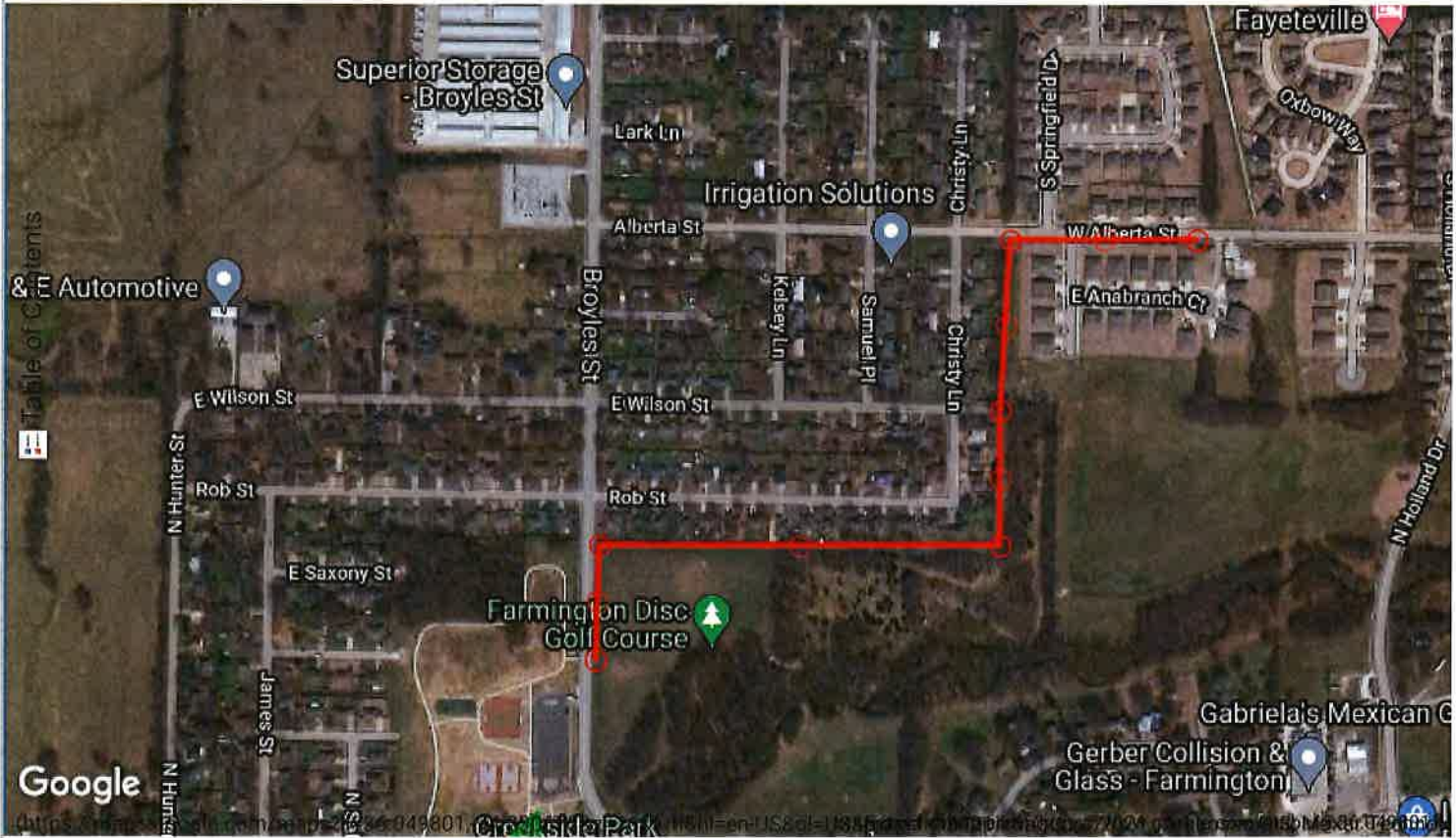
TRAILS UPDATE:

- Initial meeting with Burns/McDonnell engineers on Thursday December 2nd
- Discussed potential trail location from Creekside Park to Alberta Street with connection to Fayetteville trail system (see attached map)
- The representatives from Burns/McDonnell met onsite with Public Works Manager Floyd Shelley and Parks Director Laurie Adkins and walked thru the proposed trail location and discussed the location while on site.
- Burns/McDonnell will prepare a preliminary concept plan along with a schedule for the process of design and construction and the costs associated with the plan.
- Follow up meeting with Burns/McDonnell will be in January 2022

SPORTS PARK GROOMER

- The proposed delivery date of this equipment will be December 17, 2021.

Map navigation controls including: Back, location pin, refresh, home, pan, zoom, and a search bar with "Google" and "EagleView Imagery" options.



-94.22485, 36.04905 (1588 ft @ S57-8-21E)

Agenda Item 11



354 W. Main Street
P.O. Box 150
Farmington, AR 72730
479-267-3865
479-267-3805 (fax)

Memo

To: Farmington City Council
Ernie Penn, Mayor
Kelly Penn, City Clerk

From: Steve Tennant, City Attorney

Re: 2nd Reading of a requested zoning change from **R-1 to R-2** zoning for a parcel of land containing 10.52 acres located on the east side of S Hunter Street as requested by Cox Development Parcel #760-01533-000

Date: December 13th, 2021

Recommendation

City Attorney Steve Tennant is recommending approval of this request

Background

This request originally was presented to City Council at the March 8th, 2021 meeting. The request was denied by the City Council at that meeting, **HOWEVER**, The Council voted to suspend the rules and not have a separate reading for 3 months, The vote to suspend the rules only received 5 votes and it **required 6**, so we made a **procedural error** and with only 5 votes it could only be read 1 time and with no vote for a decision should have been allowed. This issue has been pointed out to us by Attorney Robert Rhoads, who represents Cox Development, during his preparation of a lawsuit to Circuit Court for an appeal of our action.

****Attached to this memo is a copy of the original memo from March 8th as a reference****

Discussion

Attorney Robert Rhoads will present to the Council an alternative option for this request along with a Bill of Assurance that will run with the land. The maximum number of lots would be 30 for this property due to only having 1 ingress and egress.

If this request is approved, the final development plan would have to be presented to the Planning Commission for approval. Our Engineer Chris Brackett would review the plan for compliance to all of our ordinances which includes a drainage plan.

Budget Impact

None



354 W. Main Street
P.O. Box 150
Farmington, AR 72730
479-267-3865
479-267-3805 (fax)

Memo

To: Farmington City Council
Kelly Penn, City Clerk

From: Mayor Ernie L Penn

A handwritten signature in blue ink, appearing to read "Ernie L Penn", is written over the printed name.

Re: Appeal of Planning Commission denial for Cox Development Parcel #760-01533-000 for a rezoning of property on the East side of S Hunter Street from R-1 to R-2 and MF-2 /MF-1, the **new request** will be for a zoning change from **R-1 to R-2** zoning for the whole parcel of 10.52 acres

Date: March 8, 2021

Recommendation

City staff recommends approval of this request

Background

The original request was presented to the Planning Commission on Monday February 22nd 2021 , this request was for a rezoning from R-1 to R-2/MF-2 , after a brief discussion with the developers engineer, they requested to revise the original request to R-2/MF-1 which would be single family homes with duplexes. The planning commission voted in the affirmative to reduce the original request. After discussion by the Planning Commissioners and hearing comments from the public, the planning commission voted to **deny** the request by a 5-2 vote. Therefore the appeal process has been implemented, and they have requested to **downsize** the request to **R-2 only**. The **only** difference between R-1 and R-2 is the size of the lots. The R-1 zoning requires a minimum lot size of 10,000 SF and R-2 zoning allows a 7500 SF lot size. **Both zonings are for Single Family homes.**

Discussion

This zoning request fits within the Land Use plan that was adopted by the City Council in 2016. The Land Use Plan calls for Medium to High residential density for this area.

Budget Impact

None

ORDINANCE NO. 2021-04

AN ORDINANCE TO APPEAL OF PLANNING COMMISSION DENIAL FOR COX DEVELOPMENT PARCEL #760-01533-000 FOR REZONING OF PROPERTY LOCATED ON EAST SIDE OF S. HUNTER STREET, FROM R-1 TO R-2 TO MF2/MF-1, THE NEW REQUEST WILL BE FOR A ZONING CHANGE FROM R-1 TO R-2 ZONING FOR WHOLE PARCEL OF 10.52 ACRES.

WHEREAS, the City of Farmington, Arkansas amended its official zoning and zoning map by Ordinance 2011-02 on March 14, 2011, which was filed for record in the Office of the Circuit Clerk and Ex-Officio Recorder for Washington County, Arkansas in File 2011-00017652; and

WHEREAS, after a public hearing on February 22, 2021, the Farmington Planning Commission voted to deny the request by a 5-2 vote. Therefore, the appeal process has been implemented, and they have requested to downsize the request from R-1 to R-2 only.

NOW, THEREFORE, BE IT ORDAINED BY THE CITY COUNCIL OF THE CITY OF FARMINGTON, ARKANSAS:

SECTION 1. That the zone classification of the following described properties is hereby changed as follows:

From R-1, Residential Single Family District to R-2, Residential Single-Family for the real properties as shown in Exhibit "A", which is attached hereto and made a part hereof.

SECTION 2. That the official zoning map of the City of Farmington, Arkansas, is hereby amended to reflect the zoning change provided in section 1 above.

Section 3. Emergency Clause. That the City Council of the City of Farmington, Arkansas further determines that it is necessary to enact this ordinance without delay; therefore, an emergency is hereby declared to exist and this ordinance shall be in full force and effect from and after its passage and approval.

PASSED, APPROVED AND IN EFFECT this 13th day of December, 2021.

APPROVED:

By: _____
Ernie Penn, Mayor

ATTEST:

Kelly Penn, City Clerk

December 9, 2021

VIA EMAIL

ERNIEPENN@CITYOFFARMINGTON-AR.GOV
SDTENNANT@TENNANTLAWFIRM.COM

Mr. Ernie Penn
Mayor & Council
City of Farmington
354 W. Main Street
Farmington, Arkansas 72730

Steve D. Tenant
City Attorney
City of Farmington
8 E. Main Street
Farmington, Arkansas 72730

Re: Rezoning Request Ordinance No. 2021-04

Dear Mayor and City Council:

I represent Kent and Carla Cox, the Petitioners for the above referenced rezoning request. In regard to that request I have attached a Bill of Assurance signed by my clients with the attached Plat showing the requested layout of their property under R-2 zoning. This Plat and Bill of Assurance, which the City can easily enforce, is a long way from what was originally requested for this track of land. It is very much less dense than the original request and very much in line with R-1, because the Bill of Assurance takes the density that you could get for R-2 and limits it to the thirty (30) lots. As a point of reference R-2 is 7,500 sq. ft. lots, where R-1 is 10,000 sq. ft. lots. Please note that the average square footage of those 30 lots is 9,368 feet well greater than the 7,500 that is allowed in R-2.


Further, the Bill of Assurance prohibits the developer or any subsequent developer of this property from putting in more than thirty (30) lots and also the square footage of those lots, as indicated in the plat, have to be adhered to. Please note that there are twelve (12) lots that are 10,000 sq. ft. plus, six (6) lots that are 9,000 sq. ft. plus and six (6) more lots that are 8,500 sq. ft. This Bill of Assurance is a result of compromise, and more importantly my clients and our Engineer listening to the neighbors as well as the City officials, Planning Commission and Council and addressed all of the concerns. Please note that the issue a neighbor had regarding potential flooding, it is the City staff and our Engineers understanding that when we develop the property it is subject to the regulations and ordinances of the City to not make flooding issues any worse for the neighbors and more likely to make those flooding issues better by the creation of the detention pond. I would further emphasize that you can see my clients quality homes that he has built elsewhere in and around Farmington, and would also remind you that this development as we proposed is quite in line with the future land use the City of Farmington is calling for. In

Mr. Ernie Penn
Steve D. Tenant
December 9, 2021
Page 2

conclusion I would ask you to vote to allow this rezoning. Thank you for your attention.

Sincerely yours,

Hall, Estill, Hardwick, Gable, Golden &
Nelson, P.C.



Robert K. Rhoads

RKR:slt
Attachment
5100941.1:008856.00001

**BILL OF ASSURANCE
FOR THE CITY OF FARMINGTON, ARKANSAS**

In order to attempt to obtain approval of a request for a zoning reclassification from R1 to R2, (Ordinance No. 2021-04) Cox Development, LLC, Kent Cox and Carla Cox, the owners, developers or buyers of this property, (hereinafter called "Petitioners"), hereby voluntarily offers this Bill of Assurance and enters in this binding agreement and contract with the City of Farmington, Arkansas.

The Petitioners expressly grant to the City of Farmington the right to enforce any and all of the terms of this Bill of Assurance in the Circuit Court of Washington County and agrees that if the Petitioners or Petitioners' heirs, assigns, or successors violate any term of this Bill of Assurance, substantial irreparable damage justifying injunctive relief has been done to the citizens and City of Farmington, Arkansas. The Petitioners acknowledge that the Farmington Planning Commission and the Farmington City Council will reasonably rely upon all of the terms and conditions within this Bill of Assurance in considering whether to approve Petitioners' rezoning request.

Petitioners hereby voluntarily offer assurances that Petitioners and Petitioners' property shall be restricted as follows IF Petitioners' rezoning is approved by the Farmington City Council.

1. The area proposed to be rezoned from R1 to R2 shall be subject to a lesser density (30 lots) than what could be built under R2 as depicted in the plat attached hereto.
2. The square foot dimensions of the thirty (30) lots shall be as depicted in the plat attached hereto.
3. Petitioners specifically agree that all such restrictions and terms shall run with the land and bind all future owners unless and until specifically released by Resolution of the Farmington City Council. The Bill of Assurance shall be filed for record in the Washington County Circuit Clerk's Office after Petitioners' rezoning is effective and shall be noted on any Final Plat or Large Scale Development, which includes some or all of Petitioners' property.

IN WITNESS WHEREOF and in agreement with all the terms and conditions stated above, I, Kent Cox and Carla Cox, as the owners, developers or buyers (Petitioners) voluntarily offer all such assurances and sign our names below.

Kent Cox

Kent Cox, Member
Cox Development, LLC

Carla Cox

Carla Cox, Member
Cox Development, LLC


12/9/21

Date

NOTARY OATH

STATE OF ARKANSAS }
COUNTY OF WASHINGTON }

And now on this the 9th day of December 2021, appeared before me Kent Cox and Carla Cox, and after being placed upon their oath sworn or affirmed that they agreed with the terms of the above Bill of Assurance and signed their names above.


Notary Public

My Commission Expires:



Agenda Item 12



354 W. Main Street
P.O. Box 150
Farmington, AR 72730
479-267-3865
479-267-3805 (fax)

Memo

To: Farmington City Council
Ernie Penn, Mayor
Kelly Penn, City Clerk

From: Mayor Ernie L Penn

A handwritten signature in blue ink, appearing to read "Ernie L Penn", is written over the "From:" line.

Re: Approval of ARPA Funds for Central EMS in the amount of \$60,758

Date: December 13, 2021

Recommendation

City staff recommends approval of this request subject to a review and approval of this request by Municipal League Attorneys as an acceptable expenditure of ARPA funds and the proper documentation needed to satisfy a Federal Audit of the use of these funds

Background

Central EMS has requested funding from the American Rescue Plan for acquisition of equipment and supplies in response to the Covid-19 Public Health emergency. This funding in the amount of \$2,211,872 is being requested from Washington County and all of the Cities in Washington County based upon a cost sharing proposal based upon % of per capita of the current subsidy % paid by the Cities each year. (See attached memo from CEMS for the Cost Sharing % and \$\$ amounts)

Discussion

The Board of Directors of CEMS which consists of all of the Mayors in Washington County and the Washington County Judge unanimously approved this proposal at a special Board Meeting on November 3rd, 2021 subject to the approval of the Governing Bodies of each City and the approval and guidance of the Municipal League for the proper disbursement procedures and reporting to satisfy Federal Audit standards

Budget Impact

None ***ARPA Funds in the amount of \$616,573.62 are available for the expense. The balance of this fund would be \$555,815.62 after this disbursement. The balance can be used for other eligible expenses allowed by the American Rescue Plan Act.



Proposal A: American Rescue Plan Funding for acquisition of equipment and supplies in response to the COVID-19 Public Health Emergency:

• 24 power load stretcher systems	\$ 823,671
• 2 fully equipped and staffed ambulances	\$ 1,388,201
Total	\$ 2,211,872

Date: October 12, 2021

Washington County Regional Ambulance Authority (WCRAA) - Central EMS, a special purpose unit of local government, has been the provider of ambulance service for Washington County, Fayetteville and all other cities except Springdale for over 40 years. Through the years the organization has faced many challenges, but none have tested Central EMS on all fronts like the COVID -19 Pandemic/Public Health Emergency 2020-2021. The chaos and unpredictability of COVID has disrupted the delicate balance of revenues and expenses, thus creating gaps in cash flow from low call volume to slow pay reimbursements. Operating expenses have increased significantly as call volume climbed and supply chains were disrupted. The negative economic impacts and changing economic patterns during the Pandemic have delayed critical investments.

A 22.1% increase in call volume has led to a 22.1% increase in workload and lifting for EMTs and Paramedics. The addition of a power load stretcher system for each of Central EMS's 24 ambulances will reduce the repetitive lifting of the stretcher into the ambulance.

The replacement of an ambulance scheduled for 2020 was postponed and not yet purchased. Additionally, the increase in call volume has moved up the need for an added ambulance not planned until June of 2022. Therefore, Central EMS respectfully requests the immediate purchase of two ambulances both equipped and staffed.

Supporting the critical infrastructure of the WCRAA-Central EMS with Fiscal Recovery funds from the American Rescue Plan Act will aid in the recovery from budgetary, economic and financial impacts of the Pandemic ultimately supporting long term stability and sustainable operating performance.

Central EMS intends to continue to provide the high quality emergency medical service our communities have come to expect with rapid response times, high quality care and compassionate employees.

Becky Stewart, Chief

American Rescue Plan Priority: Supporting Public Health Response

Date: October 12, 2021

Proposal: To secure American Rescue Plan Funding for acquisition of equipment and supplies in response to the COVID-19 Public Health Emergency:

- **24 power load stretcher systems**
- **2 fully equipped and staffed ambulances**

Goals: **24 power load stretcher systems**

- Investment in health and welfare of employees by reducing the repetitive lifting of stretchers into the ambulance by 100%.
- Increasing retention and longevity through satisfaction and decreased potential for injuries.
- Post COVID interest in health care careers is predicted to decrease which increases the need to invest in current employees.

2 fully equipped and staffed ambulances

- Reduce workload for existing crews by 17%.
- Reduce call volume, miles and maintenance by 17% per ambulance.

Challenge: Central EMS call volume has increased steadily from 2019 to 2021 during the COVID-19 Public Health Emergency with significant increases noted in the most recent months of June 17.6% July 17.2% and August 22.1%. No increases in ambulances or employees had been planned until June 2022. Therefore, both resources of vehicles and employees have been shouldering the burden of the increased workload resulting in increased overtime and mechanical costs.

Unit utilization, defined as transports over total calls assuming a call equals one unit hour, demonstrates the workload increase .16/.25 August 2020 to .18/.30 August 2021.

Budget:

Description	Cost	Quantity	Total
Power Load stretcher	\$ 34,320	24	\$ 823,671
Paramedics	\$ 60,539	8	\$ 484,309
EMT	\$ 42,987	8	\$ 343,892
Ambulance	\$ 280,000	2	\$ 560,000
Total Cost			\$ 2,211,872

Call Volume and Type

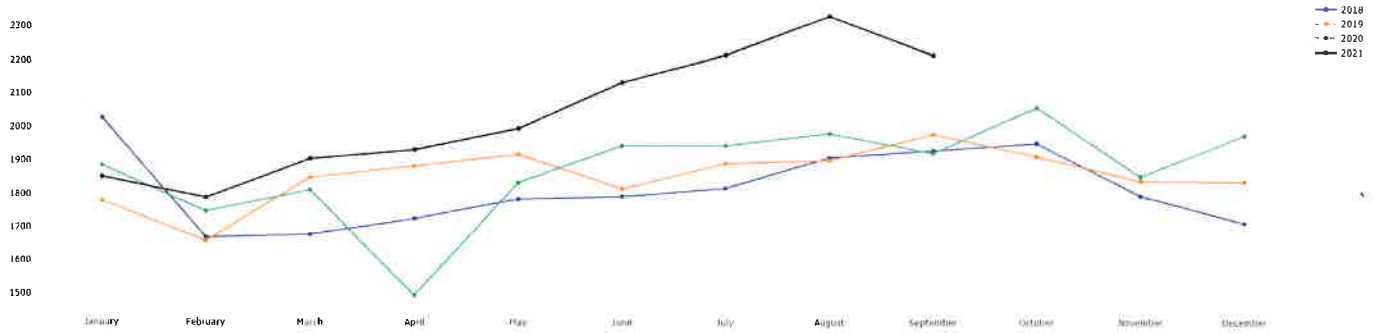


Figure 1 Call Volume

Call Type	2019	2020	2021 projected
COVID	0	852	630
Sick Person	1,938	2,170	2,464
Heart Attack	1,498	1,506	1,651
Stroke	411	436	438
Trauma	424	408	460
Vehicle Accident	1,680	1,489	1,266
Other	16,316	15,591	17,694
Total Calls	22,267	22,452	24,603

Figure2 Call Type

Employee Impact

COVID	2019	2020	2021 projected
	hours	hours	hours
COVID Sick Time	0	1919.75	1267.75
Regular Overtime	30,480.5	20,226.4	27,487.8
Mandatory Overtime	3,807.3	1,876.6	3,456.8

Figure 3 Employee Impact

Vehicle Information:

	2019	2020	2021 projected
Vehicle Maintenance	\$ 124,249	\$ 173,388	\$ 211,569
% of increase vs prior year		39.5%	22.0%
Operating Cost	\$ 14,041,407	\$ 14,827,315	\$ 15,746,608
% of increase vs prior year		5.6%	6.2%

Figure 4 Cost Increase

Replacement and Remount Schedule

VEHICLE	CHASSIS		PUR. DATE	REPL YR	MODULE		REPLACE or REMOUNT
	YR	MODEL MAKE			YR	MODEL MAKE	
TRUCK 10	2012	Chevy G3500	Oct-12	2022	2012	Express	REMNT.
TRUCK 12	2012	Chevy G3500	Oct-12	2022	2012	Express	REMNT.
TRUCK 6	2013	Chevy G3500	Sep-13	2023	2013	Express	REMNT.
TRUCK 20	2013	Chevy G3500	Sep-13	2023	2013	Express	REMNT.
TRUCK 4	2015	Ford F 350	Aug-15	2024	2007	Express	REPLACE
TRUCK 11	2014	Chevy G3500	Aug-14	2024	2007	Express	REPLACE
TRUCK 14	2016	Ford F 350	Jun-16	2025	2016	Express +	REMNT.
TRUCK 21	2015	Ford F 350	Aug-15	2025	2008	Express	REPLACE
TRUCK 2	2016	Ford F 350	Aug-16	2026	2010	Express	REPLACE
TRUCK 16	2016	Ford F 350	Jun-16	2026	2016	Express +	REMNT.
TRUCK 3	2016	Ford F 350	Aug-16	2027	2010	Express	REPLACE
TRUCK 22	2016	Ford F 350	Aug-16	2027	2008	Express	REPLACE
TRUCK 5	2017	Ford F 350	Nov-17	2028	2010	Express	REPLACE
TRUCK 18	2017	Ford F 350	Mar-18	2028	2017	Express +	REMNT.
TRUCK 19	2017	Ford F 350	Mar-18	2028	2017	Express +	REMNT.
TRUCK 17	2018	Ford F 350	Jul-18	2029	2011	Express	REPLACE
TRUCK 8	2020	Ford F 350	Jul-20	2030	2019	Express +	REMNT.
TRUCK 15	2019	Ford F 350	Feb-20	2030	2019	Express +	REMNT.
TRUCK 1	2020	Ford F 350	Jan-21	2031	2020	Express +	REMNT.
TRUCK 7	2020	Ford F 350	Jun-21	2031	2011	Express	REMNT.
TRUCK 23	2021	Ford F 350	Oct-21	2032	2008	Express	REPL.

Figure 5 Replacement/Remount Schedule

Station and Personnel

Station	Level	Location	Shift	EMT	PM
1	ALS	Fay South	12	4	4
2	ALS	Prairie Grove	12	4	4
3 (day shift only)	ALS	Lincoln	12	2	2
4	ALS	West Fork	12	4	4
5	ALS	Fay North	12	4	4
6 (day shift only)	ALS	Johnson	12	2	2
7	ALS	Farmington	12	4	4
8	ALS	Fay South East/Elkins	12	4	4
9	ALS	Fay North East/Nob Hill	12	4	4
10	ALS	Tontitown	12	4	4
BLS	BLS	@ Station 9	8	2	0
BLS	BLS	@ Station 8	12	8	0
			TOTAL	46	36
New	ALS		12	4	4
New	ALS		12	4	4
			TOTAL	54	44

% increase 17.40% 22.20%

Figure 7 Station Personnel

Cost Sharing

The below Cost Sharing proposal reflects current per capita percent of total for 2022 subsidy applied to the total cost of the ARPA Fiscal Recovery Fund request.

Central EMS 2021 Subsidy				Proposal Cost Sharing	%
Population	City / County	Per Capita Rate	2021 Subsidy		
3411	Elkins	\$ 6.06	\$ 18,332	\$ 25,685	1.16%
2578	Elm Springs	\$ 6.06	\$ 15,236	\$ 21,347	0.97%
7519	Farmington	\$ 6.06	\$ 43,365	\$* 60,758 *	2.75%
91539	Fayetteville	\$ 6.06	\$ 540,951	\$ 757,917	34.27%
1844	Goshen	\$ 6.06	\$ 10,521	\$ 14,741	0.67%
1475	Greenland	\$ 6.06	\$ 9,103	\$ 12,754	0.58%
3809	Johnson	\$ 6.06	\$ 24,012	\$ 33,643	1.52%
2624	Lincoln	\$ 6.06	\$ 15,638	\$ 21,910	0.99%
6680	Prairie Grove	\$ 6.06	\$ 37,115	\$ 52,001	2.35%
3545	Tontitown	\$ 6.06	\$ 20,744	\$ 29,064	1.31%
2717	West Fork	\$ 6.06	\$ 16,038	\$ 22,471	1.02%
439	Winslow	\$ 6.06	\$ 2,649	\$ 3,711	0.17%
34514	County Rural **	\$ 17.56	\$ 824,985	\$ 1,155,871	52.26%
162694	TOTAL		\$ 1,578,689	\$ 2,211,872	

Figure 6 Cost Sharing

Agenda Item 13

ORDINANCE NO. 2021-20

AN ORDINANCE TO ESTABLISH POLICY AND PROCEDURES FOR THE PURCHASE OF PROPERTY AND SERVICES IN ACCORDANCE WITH ARK. CODE ANN. §14-58-303, AS AMENDED, REPEALING PREVIOUS ORDINANCES IN CONFLICT HEREWITH, AND FOR OTHER PURPOSES.

WHEREAS, Under Ark. Code Ann. §14-58-303, as amended, the municipal governing body of any city of the first class is required to provide by ordinance the procedure for making all purchases which do not exceed the sum of thirty-five thousand dollars (\$35,000), and invite competitive bidding for expenditures that exceed thirty-five thousand dollars (\$35,000); and

WHEREAS, the City of Farmington adopted Ordinance No. 2018-04 in March of 2018 that authorized the mayor and city business manager to make all purchases of supplies, apparatus, equipment, materials, services and other things requisite for public purposes which did not exceed the statutory sum of twenty thousand dollars (\$20,000), without the approval of the Farmington Finance Committee; and

WHEREAS, the Farmington City Council has determined that the day-to-day operation of city government would be more efficient if the mayor and city business manager were authorized to make purchases for up to the recently adopted statutory limit of thirty-five thousand dollars (\$35,000) without the approval of the finance committee.

NOW THEREFORE, BE IT ORDAINED BY THE CITY COUNCIL OF THE CITY OF FARMINGTON, ARKANSAS:

Section 1: For all purchases of supplies, apparatus, equipment, materials, services and other things requisite for public purposes in and for the city which do not exceed the sum of thirty-five thousand dollars (\$35,000), the mayor and city business manager shall be the purchasing and contracting agents for the city. The mayor and city business manager shall purchase all supplies, apparatus, equipment, materials and other things requisite for public purposes in and for the city and shall make and execute all necessary contracts for such purchases and for work or labor to be done or material or other necessary things to be furnished.

Section 2: Where the amount of expenditure for any purpose or contract exceeds the sum of thirty-five thousand dollars (\$35,000), the mayor or city business manager shall invite competitive bidding on the purchase or contract by legal advertisement in any local newspaper. Bids received pursuant to the advertisement shall be opened and read on the date set for receiving the bids in the presence of the mayor, city business manager or the mayor's authorized representative. The mayor or city business manager, upon the approval of the Farmington City Council, shall have the authority to award the bid to the lowest responsible bidder, but may reject any and all bids received.

Section 3: The purchasing authority granted herein includes participation in reverse Internet auctions, except that purchases and contracts for construction projects and materials shall be conducted in accordance with the provisions in Sections 1 and 2 hereinabove, and the award procedures for public improvements in Ark. Code Ann. §22-9-203.

The mayor and city business manager shall participate in a reverse Internet auction in accordance with the following statutory procedures:

- a. Bidders shall be provided instructions and individually secured passwords for access to the reverse Internet auction by either the city or the reverse Internet auction vendor;
- b. The bidding process shall be timed, and the time shall be part of the reverse Internet auction specifications;
- c. The reverse Internet auction shall be held at a specific date and time;
- d. The reverse Internet auction and bidding process shall be interactive, with each bidder able to make multiple bids during the allotted time;
- e. Each bidder shall be continually signaled his or her relative position in the bidding process;
- f. Bidders shall remain anonymous and shall not have access to other bidders or bids; and
- g. The city council shall have access to real-time data, including all bids and bid amounts.

Section 4: The mayor and city business manager are required to act jointly when authorizing the expenditures and executing the necessary contracts for such purchases. In the event the mayor or city business manager is unavailable to perform the purchasing authority because of absence, illness, or other temporary incapacity, and prompt action is necessary to make an expenditure for the continued operation of city government, the mayor or city business manager, as the case may be, may act independently in exercising the purchasing authority.

Section 5: The Farmington City Council may waive the requirements of competitive bidding in exceptional situations where this procedure is deemed not feasible or practical.

Section 6: Repealing Clause. All other ordinances and parts of ordinances in conflict herewith are hereby repealed.

Section 7: Emergency Clause. That the City Council of the City of Farmington, Arkansas further determines that this ordinance is necessary to provide for the efficient operation of city government in accordance with Arkansas law; therefore, this ordinance shall become effective from and after its passage and approval.

PASSED AND APPROVED this 13th day of December 2021.

APPROVED:

By: _____
Ernie Penn, Mayor

ATTEST:

Kelly Penn, City Clerk

Agenda Item 14



City of Farmington
354 W. Main Street
P.O. Box 150
Farmington, AR 72730
479-267-3865
479-267-3805 (fax)

MEMO

To: Farmington City Council
Ernie Penn, Mayor
Kelly Penn, City Clerk

From: BRIAN HUBBARD, CHIEF
Re: PURCHASE OF NEW UNITS
Date: 12/13/2021

Recommendation

Request the approval to purchase three (3) new 2022 Ram 1500 pickups and the equipment to outfit the vehicles.

Background

During the calendar year 2020 there wasn't an automobile factory producing a police package vehicle. We purchased two 2021 Dodge Chargers last year which almost got us back to a functioning fleet due to the shortage of 2020. With the addition of the 3 new vehicles and equipment we anticipate the reduction of our repair cost even more.

Discussion

During talks with the dealer over government sales, we discussed the availability of the Dodge Charger. He was awarded the bid on these vehicles so I worked them into my budget to obtain them. After the budget was finalized and passed by the council, I contacted my salesman to ask more questions, which he notified me that Dodge told him that they were not going to produce any rear wheel drive Chargers. After extensive and exhaustive search for new vehicles I landed on the Ram 1500 pickup. Due to the micro chip shortage, Landers Dodge stated that these vehicles may be accessible towards the end of the calendar year 2022. That is why I'm coming to you asking to go ahead and place these vehicles on order now so I can have an extra month cushion. Each new vehicle as outfitted for patrol is \$33,834.00 each and the equipment for each is approximately \$12,166.00.

Budget Impact

\$138,000.00

RESOLUTION NO. 2021-12

AN ORDINANCE WAIVING REQUIREMENTS OF COMPETITIVE BIDDING FOR THE PURCHASE OF THREE NEW DODGE RAM 1500 TRUCKS AND THE EQUIPMENT TO OUTFIT THE VEHICLES FOR CITY OF FARMINGTON POLICE DEPARTMENT PURSUANT TO A.C.A. §14-58-303(b)(2)(B)

WHEREAS, the Farmington Police Department is in the process of acquiring three new 2022 Dodge Ram 1500 Pickups and equipment to outfit vehicles for the Farmington Police department; and

WHEREAS, three new 2022 Dodge Ram 1500 Pickups will be available from Landers Dodge of Little Rock. Due to the microchip shortage these trucks will be available towards the end of the calendar year 2022; and

NOW, THEREFORE, BE IT ORDAINED BY THE CITY COUNCIL OF FARMINGTON, ARKANSAS:

SECTION 1: That due to the exceptional situation as described hereinabove, competitive bidding for the purchase of three (3) 2022 Dodge Ram 1500 Pickups and equipment to outfit vehicles is deemed to be neither feasible nor practicable.

SECTION 2: That in accordance with A.C.A. §14-58-303(b)(2)(B), which states, “the governing body resolution may waive the requirements of competitive bidding in exceptional situations where this procedure is deemed not feasible nor practical”, the City of Farmington, Arkansas, through its city council, is hereby authorized to purchase three (3) 2022 Dodge Ram 1500 Pickups and equipment to outfit vehicles for a cost of \$138,000.00.

PASSED AND APPROVED this 13th day of December, 2021.

Ernie Penn, Mayor

Kelly Penn, City Clerk

Agenda Item 15

RESOLUTION NO. 2021-13

AN ORDINANCE WAIVING REQUIREMENTS OF COMPETITIVE BIDDING FOR THE PURCHASE OF NEW DODGE RAM 1500 TRUCK FOR CITY OF FARMINGTON FIRE DEPARTMENT PURSUANT TO A.C.A. §14-58-303(b)(2)(B)

WHEREAS, the Farmington Fire Department is in the process of acquiring one new 2022 Dodge Ram 1500 Pickup truck and equipment to outfit vehicles for the Farmington Fire department; and

WHEREAS, 2022 Dodge Ram 1500 Pickup will be available from Landers Dodge of Little Rock. Due to the microchip shortage these trucks will be available towards the end of the calendar year 2022; and

NOW, THEREFORE, BE IT ORDAINED BY THE CITY COUNCIL OF FARMINGTON, ARKANSAS:

SECTION 1: That due to the exceptional situation as described hereinabove, competitive bidding for the purchase of one (1) 2022 Dodge Ram 1500 Pickup and equipment to outfit vehicles is deemed to be neither feasible nor practicable.

SECTION 2: That in accordance with A.C.A. §14-58-303(b)(2)(B), which states, “the governing body resolution may waive the requirements of competitive bidding in exceptional situations where this procedure is deemed not feasible nor practical”, the City of Farmington, Arkansas, through its city council, is hereby authorized to purchase one (1) 2022 Dodge Ram 1500 Pickup and equipment to outfit vehicles for a cost of \$45,593.00.

PASSED AND APPROVED this 13th day of December, 2021.

Ernie Penn, Mayor

Kelly Penn, City Clerk



354 W. Main Street
P.O. Box 150
Farmington, AR 72730
479-267-3865
479-267-3805 (fax)

Memo

To: Farmington City Council
Ernie Penn, Mayor
Kelly Penn, City Clerk
From: William Hellard, Fire Chief
Re: Fire Command Vehicle
Date: 12-1-21

Recommendation

We are requesting approval to purchase a new pickup truck for the fire department from Steve Landers Chrysler Dodge in Little Rock.

Background

This project was approved in the 2022 budget. This will replace our 2012 Tahoe. The switch over to a pickup truck will allow for more flexibility in the day to day operations. Currently, we are using private vehicles to move equipment from station to station and to carry equipment back from fire scenes. We will still be able to get a good trade in amount on our current Tahoe. These vehicles are on a ten month backlog for state bid pricing. This request would allow us to order the vehicle and get on the list as soon as possible.

Discussion

This price is through the state bid contract with the State of Arkansas. This allows for the waiving of competitive bidding process. The bid would include the vehicle and up fitting of the lights, interior modifications, and bed cover. Decaling will be done after the truck is delivered. We have a quote with an approximation on what the trade-in value will be on our current vehicle. They will not lock in a trade in price due to the amount of time until completion and the volatility of the used car market at this time. We are seeking approval now, so we can begin the process of getting the system installed. Thank you for your support.

Budget Impact

\$34,693 Vehicle Cost
\$12,195 Lights, bed cover, and interior modifications
Total Vehicle Cost minus decaling \$45593.
Estimated Vehicle Trade In: 13,000
Cost after trade in: \$32,593

Informational Items



354 W. Main Street
P.O. Box 150
Farmington, AR 72730
479-267-3865
479-267-3805 (fax)
City Business Manager Report
December 2021
City Council Meeting

- Anniversaries – James Bertorello –14 years; Logan Hattabaugh 3 years; thank them for their service.
- We are still maintaining the Zoom link to our meeting.
- Mark your calendars for January 19-21, 2022 for the AML Winter Conference. Hotel rooms will go fast! Let us know if you want to attend, LeAnn will register you for the conference.
- We will be requesting redistricting advice from NWARPC. They have assisted us in the past. They should begin working with Cities this month.
- We met with an engineer to discuss potential trails. We should have more information after the first of the year.
- We had a successful Chamber/City Christmas parade, tree lighting and winter market. Congratulations to all those involved in the planning.
- Because of the holidays; there may be times when we are short staffed, so please be patient with us.
- We will celebrate the holidays by being closed on December 24 and 27, 2021. We are off December 31, 2021 for our New Years holiday.
- December Planning Commission meeting will be on **Tuesday, December 28, 2021.**
- Merry Christmas to all!

*"Anyone who has never made a mistake has never tried anything new."
~ Albert Einstein*

WASHINGTON COUNTY DISTRICT COURT FARMINGTON DEPARTMENT MONTHLY DISTRIBUTION WORKSHEET NOVEMBER 2021

ADMIN OF JUSTICE FUND	Check 1	Dept. of Finance and Administration	Total for Check 1	\$1,297.40	Chk# 2186
	Check 2	General Fund	Total for Check 2	\$ 1,814.85	Chk# 2187
	Check 3	Washington County Treasurer (Act 1256)	Total for Check 3	\$ 1,532.75	Chk# 2188
	Total Checks Admin of Justice				\$4,645.00

COURT COST & FINE	Check 4	Administration of Justice Fund			
		CCCR- Court Cost-Criminal	\$	920.00	
		CCCRO-CourtCost Criminal Ordinance	\$	100.00	
		CCDWI-Court Cost DWI	\$	530.00	
		CCTR- Court Cost-Traffic	\$	1,790.00	
		CCTRO- Court Cost-Traffic Ordinance	\$	1,215.00	
		CCFTPI - Court Cost Insurance	\$	90.00	
		Total for Check 4	Chk# 3748		\$4,645.00
	Check 5	General Fund			
		FINE- Fines Collected	\$	4,640.00	
		WF - Warrant Fee	\$	120.00	
		FTPRL-FTPR+60 Days Fines-Local	\$	385.00	
		NLIFL-No Liability Ins. Fines-Local	\$	380.00	
		Total for Check 5	Chk# 3749		\$5,525.00
Check 6	Court Automation Fund				
	CFEE-Local Court Automation	\$	657.50		
	Total for Check 6	Chk# 3750		\$657.50	
Check 7	Department of Finance & Administration				
	NIFS - New Installment Fee - State	\$	1,322.00		
	Total for Check 7	Chk# 3751		\$1,982.50	
Check 8	Arkansas State Treasury				
	MVLF- Motor Vehicle Liability Fine	\$	30.00		
	Total for Check 8	Chk# 3752		\$30.00	
Check 9	Washington County Treasurer				
	JBAF - Jail Booking and Admin Fee				
	CJF - County Jail Fee	\$	855.00		
	Total for Check 9	Chk# 3753		\$855.00	
Check 10	RF - Restitution Fee				
	Amanda Leigh Hoskins /Kimberly Meyer CR-19-873	\$	25.00		
	Total for Check 10	Chk# 3754		\$25.00	
Check 11	RF - Restitution Fee				
	City of Farmington / Joseph Stewart OR-20-126	\$	70.00		
	Total for Check 11	Chk# 3755		\$70.00	
Check 12	RDF - Refund Due Payer				
	City of Farmington / Jennifer Stewart OR-20-127	\$	70.00		
	Total for Check 12	Chk# 3756		\$70.00	
Check 13	RDF - Refund Due Payer				
	City of Farmington / John Kenneth Lipsmeyer OR-20-128	\$	70.00		
	Total for Check 13	Chk# 3757		\$70.00	
Check 14	RDP - Refund Due Payer				
	City of Farmington / Melissa Lipsmeyer OR-20-129	\$	70.00		
	Total for Check 14	Chk# 3658		\$70.00	

Monthly Total	\$14,000.00
Year to Date	\$231,161.82

 12-2-2021
Ernie Penn, Mayor Date

Graham Nations, District Judge Date

 12/2/2021
Kim Bentley, Chief Court Clerk Date

Fire Department



DEC 2021 Monthly Report for the Mayor and City Council

Information:

- 6327 people were reached through social media safety campaign.
- Provided fire extinguisher training to the Garden Club.
- Provided Stop the Bleed training with FPD to the JR High.
- Hired 3 full time firefighters.
- Conducted fire safety inspections for all school buildings in the Farmington School District.

Farmington Fire Department

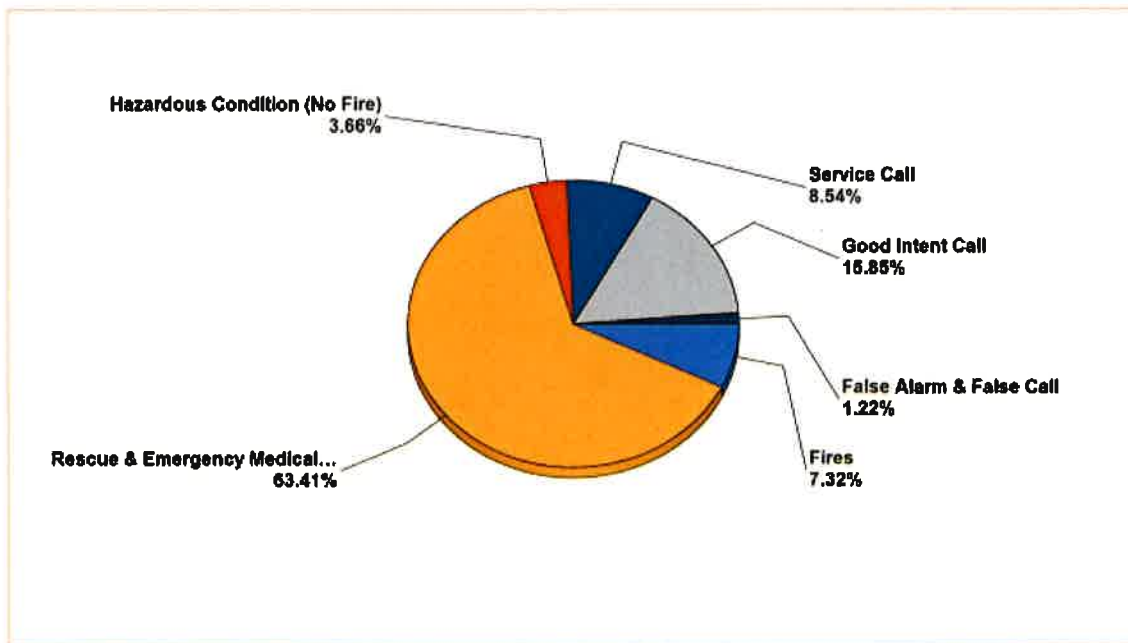
Farmington, AR

This report was generated on 12/1/2021 3:12:50 PM



Breakdown by Major Incident Types for Date Range

Zone(s): All Zones | Start Date: 11/01/2021 | End Date: 11/30/2021



MAJOR INCIDENT TYPE	# INCIDENTS	% of TOTAL
Fires	6	7.32%
Rescue & Emergency Medical Service	52	63.41%
Hazardous Condition (No Fire)	3	3.66%
Service Call	7	8.54%
Good Intent Call	13	15.85%
False Alarm & False Call	1	1.22%
TOTAL	82	100%

Fire Department



Farmington Fire Department

Farmington, AR

This report was generated on 12/1/2021 3:17:37 PM



Code Hours Summary per Training Code For Date Range

Training Code(s): All Training Codes | Start Date: 11/01/2021 | End Date: 11/30/2021

Total Training Hours By Code	
Total Hours for Training Code: Care of Apparatus and Equipment	63:00
Total Hours for Training Code: Crew Resource Management	12:00
Total Hours for Training Code: EMS CEU'S	8:00
Total Hours for Training Code: EMS-Trauma	18:00
Total Hours for Training Code: Fire Ground Health and Safety	45:45
Total Hours for Training Code: Fire Inspections	28:00
Total Hours for Training Code: Fire Officer Communications	5:00
Total Hours for Training Code: Firefighting Tactics	45:00
Total Hours for Training Code: Firefighting Tools	23:00
Total Hours for Training Code: Forcible Entry	4:00
Total Hours for Training Code: Handling Problems, Conflicts, and Mistakes	8:00
Total Hours for Training Code: Hazardous Materials Incident Commander	4:00
Total Hours for Training Code: Hazmat Refresher	6:00
Total Hours for Training Code: Hose Practices	6:00
Total Hours for Training Code: Ladder Practices	6:00
Total Hours for Training Code: Leading the Fire Company	10:00
Total Hours for Training Code: Map and Territory Study	20:00
Total Hours for Training Code: Monitoring Equipment	8:00
Total Hours for Training Code: Portable Extinguishers	6:00
Total Hours for Training Code: Pre-Fire Planning	2:00
Total Hours for Training Code: Public Information Officer	3:00
Total Hours for Training Code: Public Relations	45:00
Total Hours for Training Code: Rapid Intervention Crew Certification Course	2:00
Total Hours for Training Code: Ropes and Knots	2:00
Total Hours for Training Code: Rules and Regulations	4:00
Total Hours for Training Code: Salvage and Overhaul	2:00
Total Hours for Training Code: SCBA	38:30
Total Hours for Training Code: Training and Coaching	18:00
Total Hours for Training Code: Water Supply	8:00
Totals for all selected Training Codes 11/1/2021 - 11/30/2021	22 personnel 450:15

Farmington Police Dept.

Offenses for Month 11/2020 and 11/2021

12/1/2021 6:34:03 AM

	<u>2020</u>	<u>2021</u>
Animal Cruelty		
24-353	0	1
BATTERY - 2ND DEGREE / INJURE POLICE, FIRE, CODE ENFORCE, CORRECTIONAL IN LINE OF DUTY		
24-353(a)(1)	1	0
BREAKING OR ENTERING / ARTICLES FROM VEHICLE		
24-353(b)(1)	1	0
BREAKING OR ENTERING / BUILDING OR STRUCTURE		
24-353(a)	0	1
Breaking or Entering/Vehicle		
24-353	2	2
CONTEMPT		
24-353(b)	8	24
CRIMINAL MISCHIEF - 1ST DEGREE PROPERTY OF ANOTHER VALUE \$500 OR LESS		
24-353(a)(2)	2	0
CRIMINAL MISCHIEF - 2ND DEGREE / PURPOSELY TAMPERS		
24-353(a)(1)	1	0
CRIMINAL MISCHIEF - 2ND DEGREE / RECKLESSLY DESTROYS		
24-353(a)(1)(1)	0	1
CRIMINAL TRESPASS IN OR ON A VEHICLE OR STRUCTURE / PREMISES		
24-353(a)	0	1
DISORDERLY CONDUCT		
24-353(a)	0	1
DOMESTIC BATTERING - 3RD DEGREE / PURPOSE OF CAUSING INJURY, CAUSES INJURY		
24-353(a)(2)	4	3
DRIVING ON SUSPENDED LICENSE		
24-353(a)	2	1
DWI (UNLAWFUL ACT)		
24-353(a)	1	2
DWI - DRUGS (UNLAWFUL ACT)		
24-353(a)	1	0
DWI - OPERATION OF VEHICLE DURING DWI LICENSE SUSPENSION OR REVOCATION		
24-353(a)	2	0
ENDANGERING THE WELFARE OF MINOR - 3RD DEGREE		
24-353(a)	1	0
Excess Speed		
24-353(a)	1	0
Expired Tags		
24-353(a)	0	1
FAILURE TO APPEAR		

	<u>2020</u>	<u>2021</u>
FAILURE TO PAY FINES & COSTS	29	20
Failure to Pay Registration/No Vehicle License	2	1
FLEEING	1	0
FORGERY	1	1
FRAUDULENT USE OF A CREDIT CARD / CARD OR ACCOUNT NUMBER IS STOLEN	1	0
FRAUDULENT USE OF A CREDIT CARD / OTHER REASONS FOR UNAUTHORIZED USE OF CAR	0	1
FURNISHING PROHIBITED ARTICLES	1	0
HARASSING COMMUNICATIONS / TELEPHONE, TELEGRAPH, MAIL, OR ANY WRITTEN FORM	1	0
INATTENTIVE DRIVING	1	0
INDECENT EXPOSURE	0	1
Info Only	0	1
Interference with Emergency Communications/2nd degree/interrupts	1	1
Leaving Scene of Accident/Property Damage	0	1
No Proof Insurance	3	1
OBSTRUCTING GOVERNMENTAL OPERATIONS / OBSTRUCTS, IMPAIRS, HINDERS, THE PER	0	2
OBSTRUCTING GOVERNMENTAL OPERATIONS / REFUSES TO PROVIDE INFORMATION FOR A	1	0
POSSESSING INSTRUMENTS OF CRIME	0	1
POSSESSION OF A CONTROLLED SUBSTANCE - MARIJUANA	0	2
POSSESSION OF DRUG PARAPHERNALIA	6	3
Possession of Drug Paraphernalia	1	1
POSSESSION OF METH OR COCAINE LT 2GM	3	0
POSSESSION OF SCH IV OR V LT 28GM	1	0
POSSESSION OF SCH VI LT 4OZ	1	0

	<u>2020</u>	<u>2021</u>
	1	0
PUBLIC INTOXICATION / DRINKING IN PUBLIC		
	1	2
RECKLESS DRIVING		
	1	1
RESISTING ARREST - REFUSAL TO SUBMIT TO ARREST / ACTIVE OR PASSIVE REFUSAL		
	1	0
RESISTING ARREST - REFUSAL TO SUBMIT TO ARREST / USES FORCE		
	0	1
SEXUAL ASSAULT 2ND DEGREE/SUSPECT UNDER 18/VICTIM UNDER 14		
	2	0
SHOPLIFTING \$1,000 OR LESS		
	0	1
TERRORISTIC THREATENING		
	0	1
THEFT \$1,000 OR LESS - FROM BUILDING		
	0	1
THEFT \$1,000 OR LESS - FROM VEHICLE		
	0	2
THEFT \$5,000 OR LESS BUT GREATER THAN \$1000 - ALL OTHERS		
	1	0
THEFT \$5,000 OR LESS BUT GREATER THAN \$1000 - FROM BUILDING		
	0	1
THEFT \$5,000 OR LESS BUT GREATER THAN \$1000 - FROM VEHICLE		
	1	0
THEFT BY RECEIVING		
	0	1
THEFT BY RECEIVING - CREDIT/DEBIT CARDS OR ACCOUNT NUMBER		
	0	1
THEFT BY RECEIVING LESS THAN \$25,000 BUT GREATER THAN \$5000		
	0	1
THEFT OF A FIREARM VALUED AT LESS THAN \$2,500		
	2	0
THEFT OF PROPERTY / ALL OTHER		
	2	1
THEFT OF VEHICLE VALUED AT \$5,000 OR LESS BUT GREATER THAN \$1,000		
	2	0
UNATTENDED DEATH/NATURAL CAUSES		
	1	1
UNEMPLOYMENT FRAUD		
	3	0
VIOLATION OF A PROTECTION ORDER- MISDEMEANOR		
	1	0
VIOLATION OF IMPLIED CONSENT		
	1	1

	<u>2020</u>	<u>2021</u>
Totals:	101	91

NOVEMBER	Citation	Warning	Warrant	Total
Bertorello - James	0	4	0	4
Bocchino - Justin	3	0	0	3
Cavin - James	0	3	0	3
Collins - John	0	4	0	4
Cooper - Jason	9	0	0	9
Howerton - Joshua	2	4	1	7
Long - Dustin	11	3	0	14
Mahone - Taron	7	5	0	12
Stine - Jacob	24	13	1	38
Talley - Taylor	5	15	0	20
Virgin - Billie	0	0	4	4
<u>Totals</u>	<u>61</u>	<u>51</u>	<u>6</u>	<u>118</u>

Permit Report

11/01/2021 - 11/30/2021

Permit #	Permit Date	Site Address	Permit Type	Type of Building	Description of Work	Contractor	Material & Labor	Total Fees
5696	11/30/2021	350 Double Springs	Electric	Residential	Electric for remodel	Utopia Remodel	1,000	\$20.00
5695	11/30/2021	317 Mojave	Mechanical	Residential	HVAC for new house	Comfort Heat and Air	5,350	\$40.00
5694	11/30/2021	335 Mojave	Mechanical	Residential	HVAC for new house	Comfort Heat and Air	5,350	\$40.00
5692	11/30/2021	446 Payton Place	Electric	Residential	Electric for house	Able Electric	15,000	\$85.00
5691	11/30/2021	440 Payton Place	Electric	Residential	Electric for house	Able Electric	15,000	\$85.00
5690	11/30/2021	367 Cloudy Loop	Building	Multi-Family	New Duplex	Cascade Construction	399,000	\$1,357.00
5689	11/30/2021	347 Cloudy Loop	Building	Multi-Family	New Duplex	Cascade Construction	399,000	\$1,357.00
5688	11/29/2021	303 Kinniburgh	Mechanical	Residential	Mechanical for new house	Larkin Mechanical	10,000	\$60.00
5687	11/29/2021	12273 Cayman	Mechanical	Residential	HVAC for new house	Sturdivant's Mechanical	28,250	\$155.00
5686	11/29/2021	350 Double Springs	Plumbing/Gas	Residential	Plumbing for remodel	Solid Skilled Services	6,000	\$40.00
5685	11/29/2021	327 Emerald Woods	Building	Residential	New House	Riverwood Homes	261,000	\$943.00
5684	11/29/2021	351 Emerald Woods	Building	Residential	New House	Riverwood Homes	266,000	\$958.00
5683	11/29/2021	262 Nightfall Woods	Building	Residential	New House	Riverwood Homes	276,000	\$988.00
5682	11/29/2021	303 Emerald Woods	Building	Residential	New House	Riverwood Homes	278,000	\$994.00
5681	11/29/2021	391 Cloudy	Plumbing/Gas	Multi-Family	Plumbing for duplex	Brad's Plumbing	7,200	\$50.00

5680	11/29/2021	387 Cloudy	Plumbing/Gas	Multi-Family	Plumbing for duplex	Brad's Plumbing	7,200	\$50.00
5679	11/29/2021	383 Cloudy	Plumbing/Gas	Multi-Family	Plumbing for duplex	Brad's Plumbing	7,200	\$50.00
5678	11/29/2021	379 Cloudy	Plumbing/Gas	Multi-Family	Plumbing for duplex	Brad's Plumbing	7,200	\$50.00
5677	11/29/2021	375 Cloudy	Plumbing/Gas	Multi-Family	Plumbing for duplex	Brad's Plumbing	7,200	\$50.00
5676	11/29/2021	371 Cloudy	Plumbing/Gas	Multi-Family	Plumbing for duplex	Brad's Plumbing	7,200	\$50.00
5675	11/29/2021	367 Cloudy	Plumbing/Gas	Multi-Family	Plumbing for duplex	Brad's Plumbing	7,200	\$50.00
5674	11/29/2021	363 Cloudy	Plumbing/Gas	Multi-Family	Plumbing for duplex	Brad's Plumbing	7,200	\$50.00
5673	11/29/2021	359 Cloudy	Plumbing/Gas	Multi-Family	Plumbing for duplex	Brad's Plumbing	7,200	\$50.00
5672	11/29/2021	355 Cloudy	Plumbing/Gas	Multi-Family	Plumbing for duplex	Brad's Plumbing	7,200	\$50.00
5671	11/29/2021	351 Cloudy	Plumbing/Gas	Multi-Family	Plumbing for duplex	Brad's Plumbing	7,200	\$50.00
5670	11/29/2021	347 Cloudy	Building	Multi-Family	Plumbing for new house	Brad's Plumbing	7,200	\$50.00
5669	11/29/2021	364 Tyler	Electric	Residential	Electric for new house	Fast Electric	5,000	\$35.00
5668	11/29/2021	362 Canada	Electric	Residential	Electric for new house	Fast Electric	5,000	\$35.00
5667	11/24/2021	335 Cloudy	Plumbing/Gas	Multi-Family	Plumbing for new home	Brad's Plumbing	7,200	\$50.00
5666	11/24/2021	331 Cloudy	Plumbing/Gas	Multi-Family	Plumbing for new home	Brad's Plumbing	7,200	\$50.00
5665	11/24/2021	327 Cloudy	Plumbing/Gas	Multi-Family	Plumbing for new home	Brad's Plumbing	7,200	\$50.00
5664	11/24/2021	323 Cloudy	Plumbing/Gas	Multi-Family	Plumbing for new home	Brad's Plumbing	7,200	\$50.00
5663	11/24/2021	319 Cloudy	Plumbing/Gas	Multi-Family	Plumbing for new home	Brad's Plumbing	7,200	\$50.00

5662	11/24/2021	315	Cloudy	Plumbing/Gas	Multi-Family	Plumbing for new home	Brad's Plumbing	7,200	\$50.00
5661	11/24/2021	311	Cloudy	Plumbing/Gas	Multi-Family	Plumbing for new home	Brad's Plumbing	7,200	\$50.00
5660	11/24/2021	307	Cloudy	Plumbing/Gas	Multi-Family	Plumbing for new home	Brad's Plumbing	7,200	\$50.00
5659	11/24/2021	303	Cloudy	Plumbing/Gas	Multi-Family	Plumbing for new home	Brad's Plumbing	7,200	\$50.00
5658	11/24/2021	96	Loveland	Plumbing/Gas	Multi-Family	Plumbing for duplex	Brad's Plumbing	7,200	\$50.00
5657	11/24/2021	94	Loveland	Plumbing/Gas	Multi-Family	Plumbing for duplex	Brad's Plumbing	7,200	\$100.00
5656	11/24/2021	86	Loveland	Plumbing/Gas	Multi-Family	Plumbing for duplex	Brad's Plumbing	7,200	\$50.00
5655	11/24/2021	84	Loveland	Plumbing/Gas	Multi-Family	Plumbing for duplex	Brad's Plumbing	7,200	\$50.00
5654	11/24/2021	82	Loveland	Plumbing/Gas	Multi-Family	Plumbing for duplex	Brad's Plumbing	7,200	\$50.00
5653	11/24/2021	80	Loveland	Plumbing/Gas	Multi-Family	Plumbing for duplex	Brad's Plumbing	7,200	\$50.00
5652	11/24/2021	17	Loveland	Electric	Residential	Electric for new house	R & Jess Electric	6,000	\$40.00
5651	11/24/2021	15	Loveland	Electric	Residential	Electric for new house	R & Jess Electric	6,000	\$40.00
5650	11/24/2021	13	Loveland	Electric	Residential	Electric for new house	R & Jess Electric	6,000	\$40.00
5649	11/24/2021	11	Loveland	Electric	Residential	Electric for new house	R & Jess Electric	6,000	\$40.00
5648	11/24/2021	9	Loveland	Electric	Residential	Electric for new house	R & Jess Electric	6,000	\$40.00
5647	11/24/2021	8	Loveland	Electric	Residential	Electric for new house	R & Jess Electric	6,000	\$40.00
5646	11/24/2021	10	Loveland	Electric	Residential	Electric for new house	R & Jess Electric	6,000	\$40.00
5645	11/24/2021	12	Loveland	Electric	Residential	Electric for new house	R & Jess Electric	6,000	\$40.00

5644	11/24/2021	14 Loveland	Electric	Residential	Electric for new house	R & Jess Electric	6,000	\$40.00
5643	11/24/2021	16 Loveland	Electric	Residential	Electric for new house	R & Jess Electric	6,000	\$40.00
5642	11/24/2021	18 Loveland	Electric	Residential	Electric for new house	R & Jess Electric	6,000	\$40.00
5641	11/24/2021	22 Loveland	Electric	Residential	Electric for new house	R & Jess Electric	6,000	\$40.00
5640	11/23/2021	35 Chickasaw	Building	Residential	New House	Trademark	232,000	\$856.00
5639	11/23/2021	29 Chickasaw	Building	Residential	New House	Trademark	233,000	\$859.00
5638	11/23/2021	23 Chickasaw	Building	Residential	New House	Trademark	232,000	\$856.00
5637	11/23/2021	384	Building	Residential	New House	Trademark	232,000	\$856.00
5636	11/23/2021	337	Building	Residential	New House	Trademark	232,000	\$856.00
5635	11/23/2021	339	Building	Residential	New House	Trademark	233,000	\$859.00
5634	11/23/2021	349	Building	Residential	New House	Trademark	232,000	\$856.00
5633	11/22/2021	234 Amber Dawn	Plumbing/Gas	Residential	Plumbing for new house	Jerry's Plumbing	8,400	\$55.00
5632	11/22/2021	258 Amber Dawn	Plumbing/Gas	Residential	Plumbing for new house	Jerry's Plumbing	7,980	\$50.00
5631	11/22/2021	214 Nightfall	Plumbing/Gas	Residential	Plumbing for new house	Jerry's Plumbing	7,980	\$50.00
5630	11/22/2021	220 Nightfall	Plumbing/Gas	Residential	Plumbing for new house	Jerry's Plumbing	7,980	\$50.00
5629	11/22/2021	3411 Eliza Lane	Plumbing/Gas	Residential	Plumbing for new house	Bartholomew Plumbing	19,200	\$110.00
5628	11/22/2021	561 Goose Crossing	Electric	Residential	Electric for new house	Fast Electric	5,200	\$40.00
5627	11/22/2021	350 Canada	Electric	Residential	Electric for new house	Fast Electric	5,200	\$40.00
5626	11/22/2021	565 Goose Crossing	Electric	Residential	Electric for new house	Fast Electric	5,200	\$40.00
5625	11/22/2021	12303 Hwy 62	Electric	Commercial	Upgrade Electrical	Heartland Electrical	800	\$20.00
5624	11/22/2021	492 Drain	Electric	Residential	Electric for new house	Selvin Electrical	6,000	\$40.00
5623	11/22/2021	3473 Eliza Lane	Mechanical	Residential	HVAC change out	Paschal Heat and Air	12,543	\$75.00

5622	11/22/2021	18 Saint James	Mechanical	Residential	HVAC change out	Morrow Heat and Air	7,150	\$50.00
5621	11/22/2021	48 Locust	Mechanical	Residential	HVAC change out	Aire Serv	6,887	\$45.00
5619	11/22/2021	125 Old Depot	Mechanical	Residential	HVAC Change out	Bud Anderson	24,467	\$135.00
5618	11/22/2021	308 Emerald Woods	Building	Residential	New House	Riverwood Homes	276,000	\$988.00
5617	11/22/2021	333 Emerald Woods	Building	Residential	New House	Riverwood Homes	266,000	\$958.00
5615	11/22/2021	83 Joliet	Electric	Residential	Electric for new house	R & Jess Electric	6,000	\$40.00
5614	11/22/2021	69 Joliet	Electric	Residential	Electric for new house	R & Jess Electric	6,000	\$40.00
5613	11/22/2021	203 Nightfall	Plumbing/Gas	Residential	Plumbing for new house	Jerry's Plumbing	7,980	\$50.00
5612	11/22/2021	271 New York	Electric	Residential	Electric for new house	Fast Electric	7,000	\$45.00
5611	11/22/2021	321 Emerald Woods	Building	Residential	New House	Riverwood Homes	266,000	\$958.00
5610	11/22/2021	326 Emerald Woods	Building	Residential	New House	Riverwood Homes	266,000	\$958.00
5609	11/22/2021	315 Emerald Woods	Building	Residential	New House	Riverwood Homes	278,000	\$994.00
5608	11/22/2021	344 Emerald Woods	Building	Residential	New House	Riverwood Homes	276,000	\$988.00
5607	11/19/2021	265 Amber Dawn	Building	Residential	New House	Riverwood Homes	269,000	\$967.00
5606	11/19/2021	263 Nightfall	Building	Residential	New House	Riverwood Homes	280,000	\$1,000.00
5604	11/12/2021	318 Kinniburgh	Mechanical	Residential	HVAC for new house	Larkin Mechanical	10,000	\$60.00
5603	11/12/2021	310 Kinniburgh	Mechanical	Residential	HVAC for new house	Larkin Mechanical	10,000	\$60.00
5602	11/12/2021	367 W Main	Electric	Commercial	Electrical for Drone operations	Jetton General Contracting	72,000	\$348.00

5601	11/12/2021	74 Isabella	Electric	Residential	Electric for new pool	Graves Electric	3,000	\$25.00
5600	11/12/2021	36 Wesley Stevens	Electric	Residential	Electrical for pool	Mike Taylor Electric	800	\$20.00
5599	11/12/2021	74 Isabella	Pool	Residential	New Pool	Chance Contractors	50,000	\$260.00
5598	11/12/2021	71 James	Electric	Residential	Electric for remodel	CM Electric	2,500	\$25.00
5597	11/12/2021	11465 Club House	Building	Residential	New House	GBJB Ventures	344,000	\$1,192.00
5596	11/12/2021	341 Tyler	Electric	Residential	Electric for new house	Fast Electric	5,000	\$35.00
5595	11/10/2021	277 E Main	Plumbing/Gas	Commercial	Plumbing for Vault Storage	Kramer & Company Mechanical	14,800	\$85.00
5594	11/10/2021	328 Tyler	Electric	Residential	Electric for new house	Fast Electric	5,000	\$35.00
5593	11/10/2021	11118 Club House	Building	Residential	Solar power	Marc Jones Construction	0	\$150.00
5592	11/10/2021	258 Amber Dawn	Building	Residential	New House	Riverwood Homes	226,000	\$838.00
5591	11/10/2021	271 New York	Building	Residential	New House	Riggins Construction	268,000	\$964.00
5590	11/9/2021	36 Wesley	Pool	Residential	New Pool	Home owner	48,000	\$250.00
5589	11/9/2021	482 Goldfnch	Plumbing/Gas	Residential	Adding plumbing and gas to outdoor patio	Master of Disaster Plumbing	2,200	\$25.00
5588	11/9/2021	277 E Main Building F	Electric	Commercial	Electrical for storage buildings	Power House Electric	90,000	\$420.00
5587	11/5/2021	10931 Blue Sky	Building	Residential	Solar installation	Shine Solar	61,000	\$304.00
5586	11/4/2021	10920 Blue Sky	Mechanical	Residential	HVAC for shop building	Anderson Heating and Air	2,900	\$25.00

5585	11/2/2021	379	Wyandotte	Mechanical	Residential	HVAC for new house	Comfort Heat and Air	5,350	\$40.00
5584	11/2/2021	385	Wyandotte	Mechanical	Residential	HVAC for new house	Comfort Heat and Air	5,350	\$40.00
5583	11/2/2021	397	Wyandotte	Mechanical	Residential	HVAC for new house	Comfort Heat and Air	5,350	\$40.00
5582	11/2/2021	372	Wyandotte	Mechanical	Residential	HVAC for new house	Comfort Heat and Air	5,350	\$40.00
5581	11/2/2021	368	Wyandotte	Mechanical	Residential	HVAC for new house	Comfort Heat and Air	5,350	\$40.00
5580	11/2/2021	356	Wyandotte	Mechanical	Residential	HVAC for new house	Comfort Heat and Air	5,350	\$40.00
5579	11/2/2021	348	Wyandotte	Mechanical	Residential	HVAC for new house	Comfort Heat and Air	5,350	\$40.00
5578	11/2/2021	338	Wyandotte	Mechanical	Residential	HVAC for new house	Comfort Heat and Air	5,350	\$40.00
5577	11/2/2021	362	Wyandotte	Mechanical	Residential	HVAC for new house	Comfort Heat and Air	5,350	\$40.00
5576	11/2/2021	332	Wyandotte	Mechanical	Residential	HVAC for new house	Comfort Heat and Air	5,350	\$40.00
5575	11/2/2021	326	Wyandotte	Mechanical	Residential	HVAC for new house	Comfort Heat and Air	5,350	\$40.00
5574	11/2/2021	320	Wyandotte	Mechanical	Residential	HVAC for new house	Comfort Heat and Air	5,350	\$40.00
5573	11/2/2021	309	Mojave	Mechanical	Residential	HVAC for new house	Comfort Heat and Air	5,350	\$40.00
5572	11/2/2021	314	Wyandotte	Mechanical	Residential	HVAC for new house	Comfort Heat and Air	5,350	\$40.00
5571	11/2/2021	306	Wyandotte	Mechanical	Residential	HVAC for new house	Comfort Heat and Air	5,350	\$40.00
5570	11/1/2021	340	Tyler	Electric	Residential	Electric for new house	Fast Electric	5,000	\$35.00
5569	11/1/2021	352	Tyler	Electric	Residential	Electric for new house	Fast Electric	5,000	\$35.00
									\$29,647.00

Total Records: 124

12/2/2021

Farmington Public Library
Board Meeting Minutes
November 9, 2021

Call to Order – President Regina Sherwood called meeting to order at 6:07 p.m.

Attendees – Nancy Butts, Linda Morrow, Judy Phillips, Anita Sampley, Regina Sherwood. Also in attendance – Rachel Sawyer, Librarian.

Agenda – Linda motioned to approve the agenda and Judy seconded. Motion carried, 5-0.

Minutes – Judy motioned to approve the minutes from the September 14, 2021 meeting and Anita seconded them. Motion carried, 5-0.

Reports – Judy motioned to accept all reports as written and a second by Linda was approved 5-0.

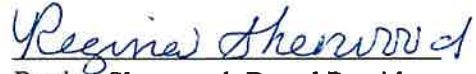
1. Director's and Children's reports
 - a. Rachel reported on disaster planning training, status of ARPA funds, and Charlie May Simon Book Award Reading Challenge.
 - b. Friends of the Library Fall Book Sale raised \$1,067.25. Friends will decorate the building with Christmas lights and wreaths.
 - c. Marie set up a booth at the Kids Unlimited Fall Festival and had crafts and activities for 80 children. Library will be open for the Christmas Parade/Holiday Festival on December 4.
 - d. Staff will determine if they are able to take meeting room reservations in February and will report to the board at the March meeting. Volunteer services remain suspended.
2. Statistics report
 - a. Document services like prints and copies remain below pre-pandemic levels.
 - b. Early Literacy Stations have not been set up since reopening and laptops and disc golf kits have yet to circulate this year.
 - c. Children's department craft kit pickup total 731 for the year.
3. Financial report
 - a. Rachel reported on revenue from Washington County, building maintenance expenses, ISP and telephone expenses, and the account balance.

Staff Evaluations – Linda motioned to accept staff evaluations as written and Nancy seconded. Motion carried, 5-0.

Technology Plan – The state library recommends updating the plan as needed or at least every three years. Rachel reported on changes to database and software subscriptions and upgrades to the security camera system and PCs. Anita moved to approve the 2022-2024 Technology Plan with a second by Judy. Motion carried, 5-0.

Budget – Revenue increased from Washington County due to 2020 Census figures and a growth in assessments. Outdoor drive-up book return will be replaced next year and city administration has recommended raises for library staff. Linda motioned for approval of the 2022 Budget and a second by Nancy. Motion carried, 5-0.

Next meeting scheduled for March 8. Linda motioned to adjourn at 7:16 p.m. and a second by Anita.


Regina Sherwood, Board President

Library

Circulation and Patron Services

	JAN	FEB	MAR	APR	MAY	JUN	JUL	AUG	SEPT	OCT	NOV	DEC
2021												
Total Check Outs	1,811	1,538	1,976	2,034	2,883	4,723	4,208	4,034	3,816	3,883	3,496	
YTD Check Outs	1,811	3,349	5,325	7,359	10,242	14,965	19,173	23,207	27,023	30,906	34,402	
Total Check In	1,273	1,129	1,546	1,257	1,506	2,249	2,701	2,279	2,024	2,202	2,092	
YTD Check In	1,273	2,402	3,948	5,205	6,711	8,960	11,661	13,940	15,964	18,166	20,258	
Holds Satisfied	484	375	654	649	542	653	503	462	465	458	361	
YTD Hold Satisfied	484	859	1,513	2,162	2,704	3,357	3,860	4,322	4,787	5,245	5,606	
PAC Logins	546	535	707	483	479	600	574	548	493	506	441	
YTD PAC Logins	546	1,081	1,788	2,271	2,750	3,350	3,924	4,472	4,965	5,471	5,912	
New Cardholders	10	10	11	18	20	32	39	33	26	29	23	
YTD New Cardholders	10	20	31	49	69	101	140	173	199	228	251	
eMedia Circulation	169	137	147	128	169	165	187	223	734***	228	228	
YTD eMedia Circulation	169	306	453	581	750	915	1,102	1,325	2,059	2,287	2,515	
2020												
Total Check Outs	4,265	4,152	1,471	5	177	487	778	598	983	1,585	2,132	2,096
YTD Check Outs	4,265	8,417	9,888	9,893	10,070	10,557	11,335	11,933	12,916	14,501	16,633	18,729
Total Check In	2,965	2,592	912	12	691	1,031	702	652	796	1,058	1,396	1,318
YTD Check In	2,965	5,557	6,469	6,481	7,172	8,203	8,905	9,557	10,353	11,411	12,807	14,125
Holds Satisfied	617	546	328	2	67	250	192	283	416	406	357	457
YTD Hold Satisfied	617	1,163	1,491	1,493	1,560	1,810	2,002	2,285	2,701	3,107	3,464	3,921
PAC Logins	526	540	409	130	205	238	244	290	480	495	497	432
YTD PAC Logins	526	1,066	1,475	1,605	1,810	2,048	2,292	2,582	3,062	3,557	4,054	4,486
New Cardholders	23	32	11	2*	2	8	8	15	26	17	12	21
YTD New Cardholders	23	55	66	68	70	78	86	101	127	144	156	177
eMedia Circulation				33**	122	96	98	95	96	105	84	120
YTD eMedia Circulation				33	155	251	349	444	540	645	729	849

*began making eLibrary cards using on-line form

**added downloadable media platform hoopla (eBooks, audiobooks, music albums, TV & movies)

***added downloadable children's books database Tumblebooks Platinum

Library

Miscellaneous Services

	2021	JAN	FEB	MAR	APR	MAY	JUN	JUL	AUG	SEP	OCT	NOV	DEC
Color Print Services	0	0	0	0	4	11	3	2	65	14	24	19	
YTD Color Print Services	0	0	0	0	4	15	18	20	85	99	123	142	
Copy/Print Services	164	99	336	336	203	643	558	699	1,136	767	872	997	
YTD Copy/Print Services	164	263	599	802	1,445	2,003	2,702	3,838	4,605	5,477	6,474		
Fax Services	0	0	0	0	14	84	20	27	37	25	38	18	
YTD Fax Services	0	0	0	0	14	98	118	145	182	207	245	263	
Notary Services	0	0	0	0	0	11	10	10	10	11	5	14	
YTD Notary Services	0	0	0	0	0	11	21	31	41	52	57	71	
Reference Transactions	464	304	338	280	354	342	357	355	209	207	207	228	
YTD Reference Transactions	464	768	1,106	1,386	1,740	2,082	2,439	2,794	3,003	3,210	3,438		
Scanning Services	0	0	0	0	5	29	136	84	65	211	156	22	
YTD Scanning Services	0	0	0	0	5	34	170	254	319	530	686	708	
Staff Supervised Volunteer Hours	0	0	0	0	0	0	0	0	0	0	0	0	
YTD Staff Supervised Volunteer Hours	0	0	0	0	0	0	0	0	0	0	0	0	
Test Proctor	0	0	0	0	0	0	0	0	0	0	0	0	
YTD Test Proctor	0	0	0	0	0	0	0	0	0	0	0	0	
2020													
Color Print Services	43	39	145	227	227	227	227	227	227	227	227	227	227
YTD Color Print Services	43	82	227	227	227	227	227	227	227	227	227	227	227
Copy/Print Services	1,563	2,085	1,015	0	0	0	0	99*	82	68	79	403	
YTD Copy/Print Services	1,563	3,648	4,663	4,663	4,663	4,663	4,663	4,762	4,762	4,830	4,909	5,312	
Fax Services	63	61	54	0	0	0	0	0	0	0	0	0	
YTD Fax Services	63	124	178	178	178	178	178	178	178	178	178	178	
Notary Services	6	4	0	0	0	0	0	0	0	0	0	0	
YTD Notary Services	6	10	10	10	10	10	10	10	10	10	10	10	
Reference Transactions	547	533	220	149	127	170	164	156	191	588	556	531	
YTD Reference Transactions	547	1,080	1,300	1,449	1,576	1,746	1,910	2,066	2,257	2,845	3,401	3,932	
Scanning Services	140	246	384	0	0	0	0	0	0	0	0	0	
YTD Scanning Services	140	386	770	770	770	770	770	770	770	770	770	770	
Staff Supervised Volunteer Hours	29	39	1	0	0	0	0	0	0	0	0	0	
YTD Staff Supervised Volunteer Hours	29	68	69	69	69	69	69	69	69	69	69	69	
Test Proctor	0	0	0	0	0	0	0	0	0	0	0	0	
YTD Test Proctor	0	0	0	0	0	0	0	0	0	0	0	0	

*started offering curbside print services

Library

Programs and Meetings

	2021	JAN	FEB	MAR	APR	MAY	JUN	JUL	AUG	SEP	OCT	NOV	DEC
Arkansas Diamond Book Pairing Kit Pickup Book Club							94	56	2	30	38	32	
Community Story Time			27				436	268				13	
Craft Kit Pickup													
Halloween Program											36		
Kids Book Club/Tween STEM Club													
Kindergarten Story Time													
Leprechaun Challenge				6									
Meeting Room Use													
Monthly Family Movie Showing									8	6	13	10	
Study Room Use													
Summer Reading Balloon Performance							57						
Summer Reading Bird Sanctuary Program							19						
Summer Reading Work Out Your Wild Side							23	3					
Talewise Interactive Movie Showing								32					
Technology Instruction Session				4			1	2		1		4	
Trike Theatre Performance								34					
Total Monthly Program Attendance			1	6	1		193	393	10	44	76	54	
Number of Juvenile Programs			1	1			8	6	1	7	8	8	
Number of Young Adult Programs													
Number of Adult Programs									1				
Number of Non-library Meeting Room Events													

Library

Virtual Programs

	2021	JAN	FEB	MAR	APR	MAY	JUN	JUL	AUG	SEP	OCT	NOV	DEC
Adult Summer Reading Club Sign-Ups							47	4					
Adult SRC Books Logged							57	56					
Adult Winter Reading Club Sign-Ups		26											
Adult WRC Books Logged		114											
Arkansas Diamond Book Pairing							92	4					
Children's Summer Reading Club Sign-ups							14,773	14,615					
Children's SRC logged minutes						4	12	1					
Gardening Class presented by BG Ozarks							2,414	2,398					
Teen Summer Reading Club Sign-ups							36	3					
Teen SRC logged minutes							8,945	11,261					
Tween Summer Reading Club Sign-ups							187	199					
Tween SRC logged minutes		26				4	2	2					
Total Monthly Program Attendance			3	2			2	2					
Number of Juvenile Programs							1	1					
Number of Young Adult Programs							1	1					
Number of Adult Programs		1				1	1	1					

Library

Daily Visitors

	JAN	FEB	MAR	APR	MAY	JUN	JUL	AUG	SEP	OCT	NOV	DEC
2021												
Visits	205	156	310	611	840	1,414	1,441	1,340	1,267	1,686	1,111	
YTD Visits	205	361	671	1,282	2,122	3,536	4,977	6,317	7,584	9,270	10,381	
2020												
Visits	2,407	2,234	828	0	0	0	0	0	66*	248	275	273
YTD Visits	2,407	4,641	5,469	5,469	5,469	5,469	5,469	5,469	5,535	5,783	6,058	6,331

*beginning on 9/22 building open for express checkout only

Planning Commission Minutes November 22, 2021 at 6 PM

1. **ROLL CALL** – Meeting which was held using Zoom on-line service due to Corona Virus pandemic, was called to order by Chairman Robert Mann. A quorum was present.

PRESENT

Robert Mann, Chair
Chad Ball
Howard Carter
Gerry Harris
Judy Horne
Keith Macedo
Bobby Wilson

ABSENT

Jay Moore

City Employees Present: Melissa McCarville, City Business Manager; Rick Bramall, City Building Inspector; Rusty Coan of Olsson Engineering - City Engineer; Mayor Ernie Penn; Steve Tennant, City Attorney; Bill Hellerd, Fire Chief

2. **Approval of Minutes:** October 25, 2021 meeting minutes were approved as written.

3. **Comments from Citizens:** none

Public Hearings:

4A. Preliminary Plat – Bethel Elm Subdivision, Property owned by MRS Enterprises, LLC; Location: SE of intersection of Little Elm Road & Bethel Blacktop Road; Presented by Blew & Associates.

Jorge DuQuesne of Blew & Associates discussed the preliminary plat. He explained the location is outside Farmington city limits but is in the planning area. Washington County Quorum Court has final jurisdiction on what is done there. He said they had agreed to install sidewalks, but will not do street improvements.

Melissa McCarville said in September 2009 the Commission approved a similar subdivision and required street improvements. On appeal the County overruled the City of Farmington decision.

Farmington's new City Engineer, Rusty Coan presented conditions for approval:

“The Preliminary Plat for the Bethel Elm Subdivision (Little Elm Road and Bethel Blacktop Road) has been reviewed and it is our opinion that the Planning Commission's approval should be conditional on the following comments:

1. The variance of the improvement requirements is provided and approved.
2. Submit approval to attach streetlights from owner of power poles.
3. The Health Department approval for the septic systems is provided.

The following comments can be addressed in the Preliminary Plat submittal:

1. Hatch or some other way clarify the ROW to be dedicated with this plat.
2. Provide dimensions for Underdrain. Detail refers to plants.
3. Include Min. FFE Elev. For Lots 6, 8, & 10. Per the Drainage Manual, the Proposed FFE Of the proposed buildings cannot be less than 2' above Max WSE. *Refer Sec. 5.4.2.*
4. Please note that the proposed buildings cannot be within 20' of Max WSE.”

Note: WSE means Water Surface Elevation.

Mr. DuQuesne had not received a copy of the engineer's recommendations, but he did not have issues with the conditions set forth. He said the County has done some road improvements (chip and seal) in that area and so they are not going to require any improvements. The owners do not wish to make street improvements. Blew and Associates had submitted a variance for this but it did not make the deadline for this meeting.

Public comment: None

After further discussion, and with the variance not being available, Judy Horne moved to table this item until the December meeting. Gerry Harris seconded the motion which passed unanimously. Melissa McCarville informed Mr. DuQuesne that they are not required to notify for the next meeting.

4B. Discussion of the Park Plan

Sarah Geurtz, a consultant for the Farmington City Parks Plan summarized the survey results. She went through a slideshow that she promised to send to all commissioners. Most of the people taking the questionnaire were Farmington residents or County residents. About half were in the 30 – 49 years age range. The 2020 census lists the population at 7,584; this does not include a lot of the new housing areas in the city. About 32% of Farmington residents live within a 10 minute walk of a park area.

Farmington demographic data shows there are more younger people than the average for other Arkansas cities. Survey takers indicated interest in hiking and nature, passive recreation, dog park, splash pad and swimming facilities. Park assets: 83% listed safety, 66% beauty, 63% location. Sarah said the City might consider fencing playground areas, ensuring good lighting, and continue expanding children's playgrounds and trails.

Keith Macedo mentioned ideas for revenues such as having a tennis pro for lessons, selling items at the park, and bringing groups in who would rent portions of the park. This could indirectly help finance parks through increased tax revenue.

Chad Ball reminded that if we work to provide more connectivity, more people could walk to parks instead of driving. He also believes that in 20 years we will need to have doubled our park area due to population growth.

Mayor Penn said they are talking with Fayetteville about connecting one of their trails located west of I-49 into Alberta Street and then on through Creekside Park.

Jill Toering asked if the money paid by subdivision developers in lieu of park land dedication was used for park funds. It is ear marked in the budget for parks only.

Other Business: It was decided there will be no Work Session in December. The regular meeting will be scheduled, however. Mayor Penn was asked if the moratorium can be extended on multi- family development for 3-6 months. He said he will consider it.

Adjournment: Having no further business, the on-line/in-person Planning Commission meeting was adjourned.

Judy Horne - Secretary

Robert Mann - Chair

OZARK REGIONAL TRANSIT
Operating Statistics
October 2021

	Current Month				Year To Date			
	This Year	Prior Year	Change	% Chg	This Year	Prior Year	Change	% Chg
FIXED ROUTE								
FR Cash Fares	0	0	0	100.0%	0	993	-993	-100.0%
FR NWACC Free	0	0	0	100.0%	0	1,300	-1,300	-100.0%
FR ORT Pass	0	0	0	100.0%	0	1,211	-1,211	-100.0%
FR Children Free	0	0	0	100.0%	0	23	-23	-100.0%
FR Transfers	0	0	0	100.0%	0	38	-38	-100.0%
FR Free Fare *	14,459	11,387	3,072	27.0%	128,179	133,467	-5,288	-4.0%
FR Veterans Free	0	0	0	100.0%	0	218	-218	-100.0%
Total Passengers	14,459	11,387	3,072	27.0%	128,179	137,250	-9,071	-6.6%
Passengers per Revenue Hour	5.2	4.0	1.2	29.2%	4.7	4.8	-0.1	-2.3%
Daily Passengers	689	518	171	33.0%	616	641	-25	-3.9%
ADA Complementary Paratransit	847	752	95	12.6%	8,040	8,177	-137	-1.7%
Bike Passengers	426	367	59	16.1%	3,353	3,772	-419	-11.1%
FR Revenue Hours	2,784	2,834	-50	-1.7%	27,500	28,765	-1,265	-4.4%
FR Service Hours	2,969	3,027	-58	-1.9%	29,314	30,695	-1,381	-4.5%
FR Revenue Miles	36,852	40,573	-3,721	-9.2%	375,954	408,613	-32,660	-8.0%
FR Service Miles	41,520	45,449	-3,929	-8.6%	421,647	457,359	-35,712	-7.8%
PARATRANSIT								
PT Cash Fares	0	0	0	100.0%	0	567	-567	-100.0%
PT ORT Pass	0	0	0	100.0%	0	1,167	-1,167	-100.0%
PT Free Fare	1,077	1,081	-4	-0.4%	11,985	9,243	2,742	29.7%
Total Passengers	1,077	1,081	-4	-0.4%	11,985	10,977	1,008	9.2%
Passengers per Revenue Hour	1.4	1.3	0.1	6.4%	1.4	1.1	0.3	28.1%
Daily Passengers	51	49	2	4.4%	58	51	6	12.3%
PT Revenue Hours	785	838	-53	-6.4%	8,365	9,819	-1,453	-14.8%
PT Service Hours	1,017	1,135	-118	-10.4%	10,588	12,978	-2,391	-18.4%
PT Revenue Miles	9,208	9,661	-453	-4.7%	95,926	103,649	-7,723	-7.5%
PT Service Miles	11,473	13,513	-2,040	-15.1%	121,509	134,452	-12,943	-9.6%
TOTAL								
Paratransit/Fixed Route Passengers	15,536	12,468	3,068	24.6%	140,164	148,227	-8,063	-5.4%
Daily PT/FR Passengers	740	567	173	30.5%	674	693	-19	-2.7%
Charter/Shuttle Passengers	4,171	100	4,071	4071.0%	4,171	529	3,642	688.5%
Total Passengers	19,707	12,568	7,139	56.8%	144,335	148,756	-4,421	-3.0%

	Current Month				Year To Date			
	This Year	Prior Year	Change	% Chg	This Year	Prior Year	Change	% Chg
Weekdays	21	22	-1	-4.5%	208	214	-6	-2.8%
Revenue Vehicles	32	31	1	3.2%				
Non-Revenue Vehicles	6	6	0	0.0%				
Total Vehicles	38	37	1	2.7%				
Total Miles (All Vehicles)	59,518	65,905	-6,387	-9.7%	596,418	673,754	-77,336	-11.5%
Diesel Fuel Consumed	4,447	4,082	365	8.9%	41,634	33,690	7,944	23.6%
Gas Consumed	3,133	4,097	-964	-23.5%	37,425	50,904	-13,479	-26.5%
CNG Consumed	0	60	-60	-100.0%	0	522	-522	-100.0%
Miles Per Gallon	7.9	8.0	-0.1	-1.8%	7.5	7.9	-0.4	-4.7%
Road calls	2	0			12	11		
Accidents	2	2			14	15		
Operations (Full Time Equivalent)	40	39	1	2.6%				
Maintenance	11	11	0	0.0%				
Administration	10	8	2	25.0%				
Total	61	58	3	5.2%				
Inbound Calls	4,052				39,697			
Outbound Calls	1,936				19,943			
Total Calls	5,988				59,640			
Average Call Duration	1:47				1:49			

Route Summary - October 2021

Fixed Routes

Route	Days	Passengers		Revenue Hours		Revenue Miles		Service Hours		Service Miles	
		Daily	Total	Daily	Total	Daily	Total	Daily	Total	Daily	Total
10-1	21	154.8	3,251	13.0	273.0	181.5	3,811.6	13.5	283.5	191.9	4,030.0
10-2	21	63.0	1,323	12.0	253.0	161.8	3,397.8	13.0	274.0	182.0	3,822.0
20	21	154.8	3,251	13.5	283.5	178.7	3,752.8	14.5	304.5	198.9	4,177.0
30	21	27.8	584	13.0	273.0	114.3	2,400.6	13.5	283.5	124.7	2,619.0
11	21	18.0	379	9.0	189.0	132.5	2,781.6	10.3	217.0	162.9	3,420.0
ODT1	26	17.2	446	11.1	289.0	101.5	2,640.0	12.1	315.0	131.5	3,420.0
ODT2	26	15.1	392	11.1	289.0	100.8	2,622.0	12.1	315.0	130.8	3,402.0
61	21	112.5	2,363	13.0	273.0	204.1	4,285.6	13.5	283.5	214.5	4,504.0
62	21	85.4	1,794	13.6	285.3	172.7	3,626.0	14.1	295.8	178.7	3,752.0
63	21	16.1	338	8.0	168.0	157.0	3,296.0	8.0	168.0	157.0	3,296.0
490	21	16.1	338	9.9	208.3	201.8	4,238.0	10.9	229.3	241.8	5,078.0
Total		680.8	14,459	127.3	2,784.0	1,706.7	36,852.0	135.6	2,969.0	1,914.7	41,520.0

Paratransit Routes

Route	Days	Passengers		Revenue Hours		Revenue Miles		Service Hours		Service Miles	
		Daily	Total	Daily	Total	Daily	Total	Daily	Total	Daily	Total
DR - CC	15	5.0	75	4.9	74.0	16.1	241.6	7.5	112.5	20.3	304.0
PT1	21	9.7	203	6.2	130.6	88.8	1,864.7	9.0	189.0	103.7	2,177.0
PT2	21	9.5	200	7.0	146.7	79.2	1,663.4	8.7	183.0	103.5	2,174.0
PT3	22	9.4	206	6.6	145.7	90.7	1,994.3	8.3	182.8	103.7	2,282.0
PT4	20	10.0	199	7.8	156.5	77.4	1,549.0	9.3	186.4	112.9	2,258.0
PT5	20	8.5	170	5.7	113.1	83.2	1,663.9	7.0	140.1	98.6	1,971.0
PT6	4	6.0	24	4.6	18.5	57.9	231.5	5.9	23.5	76.8	307.0
PT7	0	0.0	0	0.0	0.0	0.0	0.0	0.0	0.0	0.0	0.0
PT8	0	0.0	0	0.0	0.0	0.0	0.0	0.0	0.0	0.0	0.0
Total		58.0	1,077	42.9	785.0	493.3	9,208.4	55.7	1,017.3	619.4	11,473.0

Service Totals

	Passengers		Revenue Hours		Revenue Miles		Service Hours		Service Miles	
	Daily	Total	Daily	Total	Daily	Total	Daily	Total	Daily	Total
Paratransit	58.0	1,077.0	42.9	785.0	493.3	9,208.4	55.7	1,017.3	619.4	11,473.0
Fixed Route	680.8	14,459.0	127.3	2,784.0	1,706.7	36,852.0	135.6	2,969.0	1,914.7	41,520.0
Grand Total		15,536.0		3,569.0		46,060.4		3,986.3		52,993.0

Fixed Routes

10-1, 10-2, 20, 30: Fayetteville
 61, 62, 63: Springdale
 ODT1, ODT2: Rogers
 11: Bentonville
 490: I49 Commuter Express

Paratransit Routes

DR - CC: Demand Response Route in Carroll County
 PT1 - PT8: ADA Paratransit / Demand Response Routes

Route Summary - October 2021

Fixed Routes

Route	Days	Passengers				Wheel-chairs		Bikes	
		Daily	Total	Per Rev Hour	Per Rev Mile	Daily	Total	Daily	Total
10-1	21	154.8	3,251	11.9	0.9	1.3	28	6.2	131
10-2	21	63.0	1,323	5.2	0.4	0.9	18	1.1	23
20	21	154.8	3,251	11.5	0.9	1.7	35	3.2	67
30	21	27.8	584	2.1	0.2	0.3	7	1.8	38
11	21	18.0	379	2.0	0.1	3.1	65	0.4	8
ODT1	26	17.2	446	1.5	0.2	0.1	3	0.1	2
ODT2	26	15.1	392	1.4	0.1	0.1	2	0.0	1
61	21	112.5	2,363	8.7	0.6	0.5	10	4.5	95
62	21	85.4	1,794	6.3	0.5	2.2	47	1.7	36
63	21	16.1	338	2.0	0.1	0.0	0	0.1	2
490	21	16.1	338	1.6	0.1	0.6	13	1.1	23
		680.8	14,459	54.2	4.0	10.8	228	20.3	426

Paratransit Routes

Route	Days	Passengers				Wheel-chairs	
		Daily	Total	Per Rev Hour	Per Rev Mile	Daily	Total
DR - CC	15	5.0	75	1.0	0.3	0.0	
PT1	21	9.7	203	1.6	0.1	2.0	41
PT2	21	9.5	200	1.4	0.1	2.9	61
PT3	22	9.4	206	1.4	0.1	1.1	24
PT4	20	10.0	199	1.3	0.1	0.5	9
PT5	20	8.5	170	1.5	0.1	2.0	39
PT6	4	6.0	24	1.3	0.1	3.5	14
PT7	0	0.0	0	0.0	0.0	0.0	0
PT8	0	0.0	0	0.0	0.0	0.0	0
		58.0	1,077	9.4	1.0	11.8	188

Weekday Service Totals

	Passengers				Wheel-chairs		Bikes	
	Daily	Total	Per Rev Hour	Per Rev Mile	Daily	Total	Daily	Total
Paratransit	58.0	1,077	9.4	1.0	11.8	188	0.0	0
Fixed Route	680.8	14,459	54.2	4.0	10.8	228	20.3	426
Grand Total		15,536.0				416.0		426.0

Fixed Routes

10-1, 10-2, 20, 30: Fayetteville
 61, 62, 63: Springdale
 ODT1, ODT2: Rogers
 11: Bentonville
 490: I49 Commuter Express

Paratransit Routes

DR - CC: Demand Response Route in Carroll County
 PT1 - PT8: ADA Paratransit / Demand Response Routes

Rogers On Demand Transit Summary

October 2021

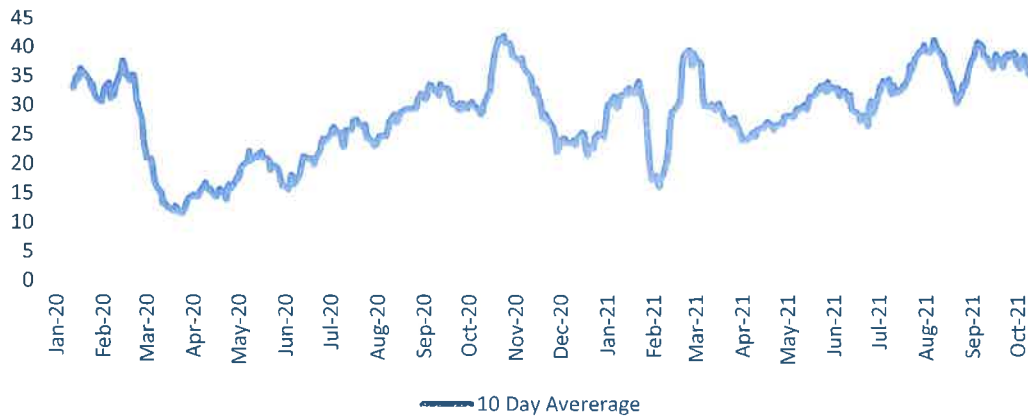
Weekdays	Passengers	Passengers per Hour
10/1/2021	38	1.2
10/4/2021	39	1.7
10/5/2021	45	1.9
10/6/2021	51	2.2
10/7/2021	30	1.3
10/8/2021	43	1.4
10/11/2021	27	1.1
10/12/2021	48	2.0
10/13/2021	32	1.4
10/14/2021	37	1.6
10/15/2021	30	1.0
10/18/2021	49	1.7
10/19/2021	41	1.7
10/20/2021	34	1.4
10/21/2021	28	1.2
10/22/2021	38	1.2
10/25/2021	49	2.1
10/26/2021	29	1.2
10/27/2021	30	1.3
10/28/2021	27	1.1
10/29/2021	27	0.9
Total	772	1.5

Saturdays	Passengers	Passengers per Hour
10/2/2021	14	1.2
10/9/2021	8	0.6
10/16/2021	15	0.9
10/23/2021	7	0.6
10/30/2021	22	1.8
Total	66	1.0

Top 10 Bus Stop Activity Locations	
Bus Stop	Serviced *
[R230] NWACC Burns Hall	132
[R154] Walmart Supercenter at 21st	99
[R235] Easy St at Doubletree Apts	77
[R151] Walmart on Pleasant Grove	43
[R231] Frisco Station Mall	39
[R104] 8th & Poplar (Southbound)	39
[R156] Harps on 2nd	26
[R150] 46th & Locust (Southbound)	25
[R242] 8th at Town & Country	23
[R161] Rogers Apartments on Persimmon	21

* - Number of passenger pickups and/or dropoffs

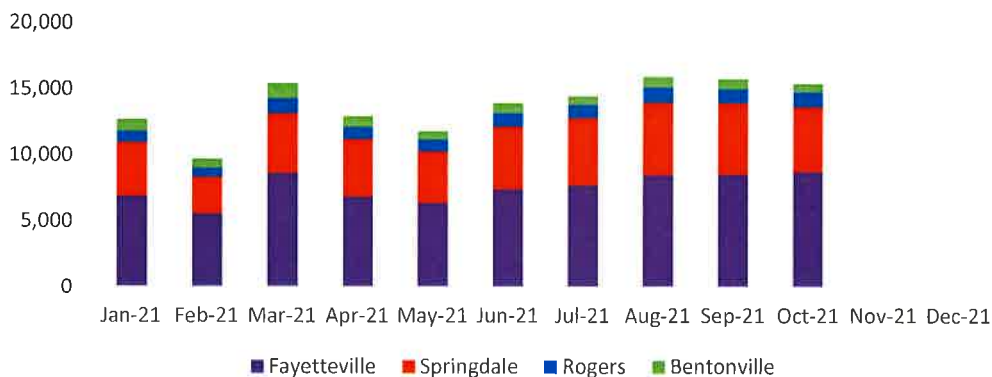
On Demand Transit Daily Passengers



ORT Ridership Summary

Boardings	Jan-21	Feb-21	Mar-21	Apr-21	May-21	Jun-21	Jul-21	Aug-21	Sep-21	Oct-21	Nov-21	Dec-21	Total
Total System													
Fixed Route	11,801	9,024	14,280	11,840	10,798	12,883	13,474	14,829	14,791	14,459			128,179
ADA Paratransit	760	564	842	853	815	855	795	894	815	847			8,040
Demand Response	323	298	625	523	404	407	375	403	357	230			3,945
Total Passengers	12,884	9,886	15,747	13,216	12,017	14,145	14,644	16,126	15,963	15,536			140,164
Fayetteville													
Fixed Route	6,681	5,379	8,330	6,560	6,122	7,141	7,454	8,195	8,303	8,493			72,658
ADA Paratransit	165	140	198	232	223	208	188	226	197	200			1,977
Demand Response	44	53	108	58	45	57	60	76	41	30			572
Total Passengers	6,890	5,572	8,636	6,850	6,390	7,406	7,702	8,497	8,541	8,723			75,207
Springdale													
Fixed Route	3,750	2,567	4,198	4,061	3,611	4,449	4,824	5,160	5,039	4,579			42,238
ADA Paratransit	287	195	260	244	235	247	242	276	286	315			2,587
Demand Response	28	27	56	46	58	57	64	66	83	66			551
Total Passengers	4,065	2,789	4,514	4,351	3,904	4,753	5,130	5,502	5,408	4,960			45,376
Rogers													
Fixed Route	631	520	876	646	622	785	746	941	879	923			7,569
ADA Paratransit	169	124	203	203	184	195	173	194	149	172			1,766
Demand Response	36	30	74	70	56	63	56	51	30	28			494
Total Passengers	836	674	1,153	919	862	1,043	975	1,186	1,058	1,123			9,829
Bentonville													
Fixed Route	739	558	876	573	443	508	450	533	570	464			5,714
ADA Paratransit	139	105	181	174	171	196	184	189	175	153			1,667
Demand Response	40	36	81	66	41	47	45	47	38	25			466
Total Passengers	918	699	1,138	813	655	751	679	769	783	642			7,847
Other Areas													
Fixed Route	0	0	0	0	0	0	0	0	0	0			0
ADA Paratransit	0	0	0	0	0	0	0	0	0	0			0
Demand Response	175	152	306	283	204	183	150	163	165	81			1,862
Total Passengers	175	152	306	283	204	183	150	163	165	81			1,862

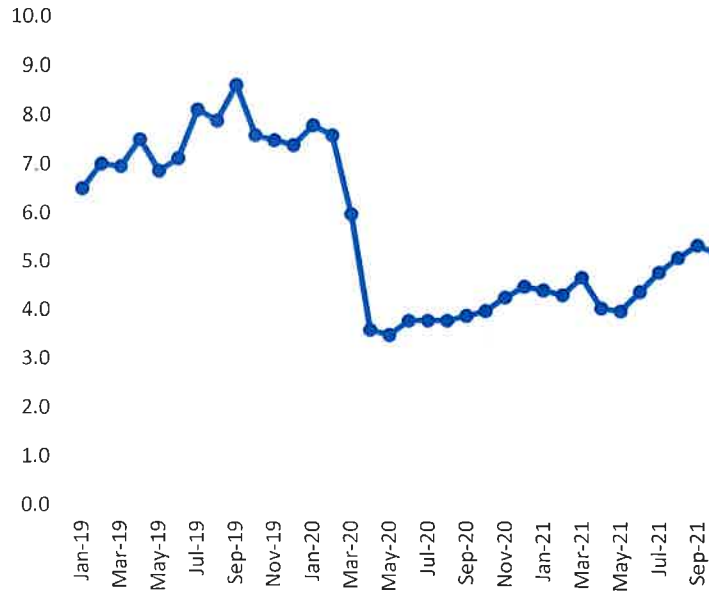
ORT Ridership Totals



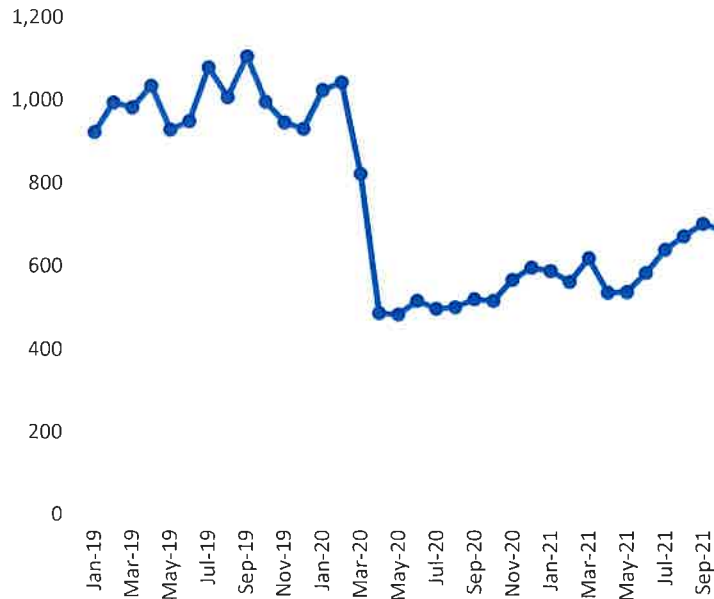
ORT Fixed Route Ridership Trends - January 2019 to Present

Month	Passengers per Revenue Hour	Daily Passengers
Jan-19	6.5	924
Feb-19	7.0	995
Mar-19	7.0	983
Apr-19	7.5	1,034
May-19	6.9	931
Jun-19	7.1	950
Jul-19	8.1	1,079
Aug-19	7.9	1,007
Sep-19	8.6	1,106
Oct-19	7.6	997
Nov-19	7.5	948
Dec-19	7.4	933
Jan-20	7.8	1,025
Feb-20	7.6	1,043
Mar-20	6.0	824
Apr-20	3.6	488
May-20	3.5	485
Jun-20	3.8	518
Jul-20	3.8	499
Aug-20	3.8	503
Sep-20	3.9	522
Oct-20	4.0	518
Nov-20	4.3	569
Dec-20	4.5	598
Jan-21	4.4	590
Feb-21	4.3	564
Mar-21	4.7	621
Apr-21	4.1	538
May-21	4.0	540
Jun-21	4.4	586
Jul-21	4.8	642
Aug-21	5.1	674
Sep-21	5.4	704
Oct-21	5.2	689

Passengers per Revenue Hour



Daily Passengers

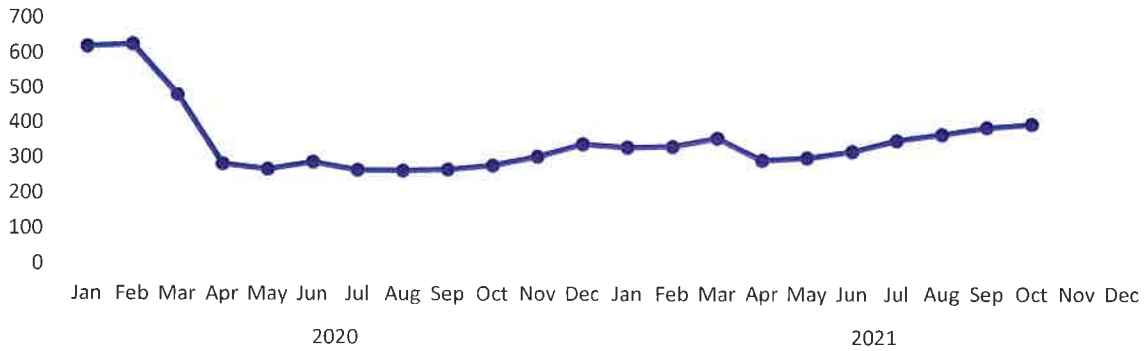


City of Fayetteville Fixed Routes

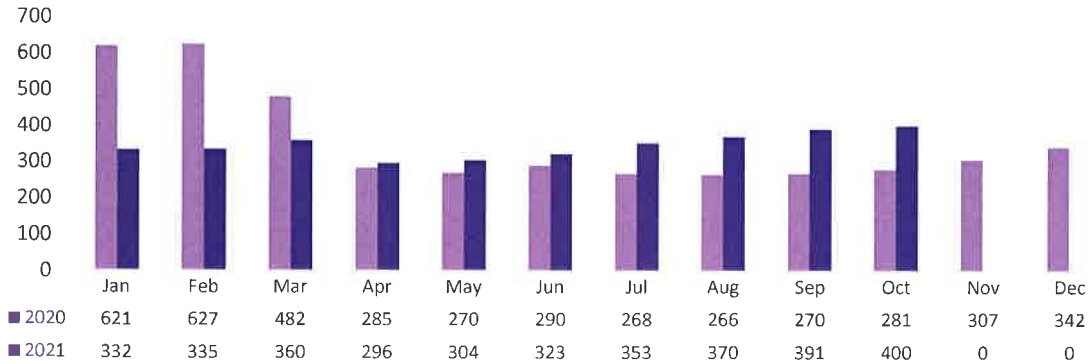
October 2021

Route	Days		Passengers			Revenue Hours			Passengers per Hour	
	Oct	2021	Daily	Oct	2021	Daily	Oct	2021	Oct	2021
10-1	21	208	155	3,251	26,923	13.0	273	2,704	11.9	10.0
10-2	21	208	63	1,323	12,385	12.0	253	2,648	5.2	4.7
10	21	208	218	4,574	39,308	25.0	526	5,352	17.1	14.6
20	21	208	155	3,251	26,823	13.5	284	2,808	11.5	9.6
30	21	206	28	584	6,046	13.0	273	2,678	2.1	2.3
Total			400	8,409	72,177	51.5	1,083	10,838	30.7	26.4

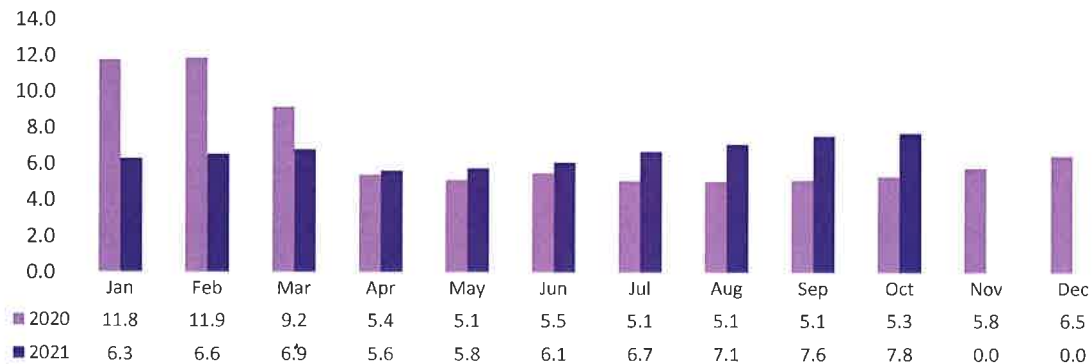
Average Daily Passengers



City Routes Daily Passengers

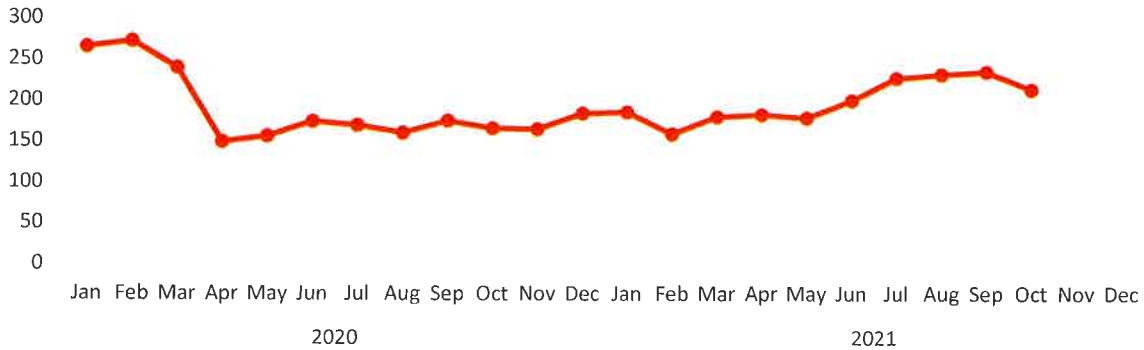


City Routes Passengers per Revenue Hour

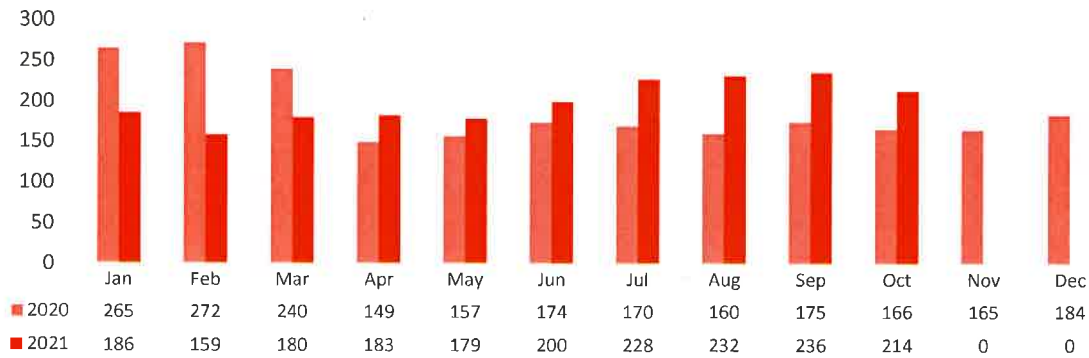


Route	Days		Passengers			Revenue Hours			Passengers per Hour	
	Oct	2021	Daily	Oct	2021	Daily	Oct	2021	Oct	2021
61	21	208	113	2,363	20,757	13.0	273	2,698	8.7	7.7
62	21	208	85	1,794	17,861	13.6	285	2,825	6.3	6.3
63	21	208	16	338	3,140	8.0	168	1,664	2.0	1.9
Total			214	4,495	41,758	34.6	726	7,187	17.0	15.9

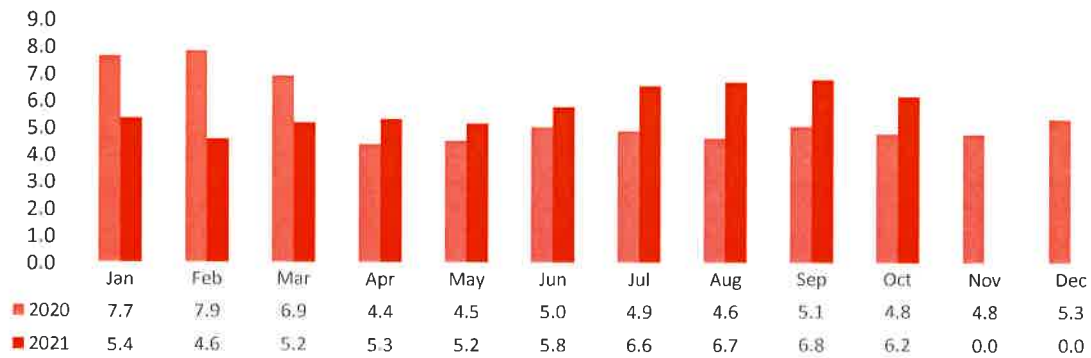
Average Daily Passengers



City Routes Daily Passengers



City Routes Passengers per Revenue Hour



City of Rogers Fixed Routes

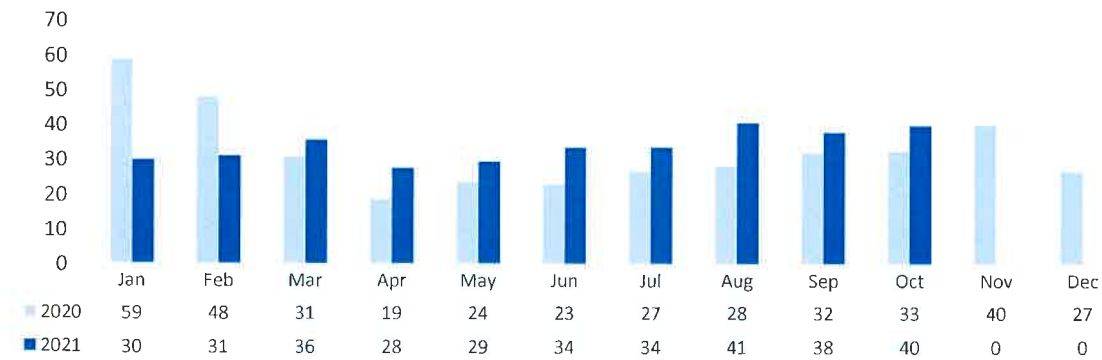
October 2021

Route	Days		Passengers			Revenue Hours			Passengers per Hour	
	Oct	2021	Daily	Oct	2021	Daily	Oct	2021	Oct	2021
ODT1	26	252	17	446	3,942	11.1	289	2,807	1.5	1.4
ODT2	26	247	15	392	3,144	11.1	289	2,745	1.4	1.1
Total				838	7,086		578	5,551	2.9	2.6

Average Daily Passengers



City Routes Daily Passengers



City Routes Passengers per Revenue Hour



City of Bentonville Fixed Route

October 2021

Route	Days		Passengers			Revenue Hours			Passengers per Hour	
	Oct	2021	Daily	Oct	2021	Daily	Oct	2021	Oct	2021
11	21	208	18	379	5,231	9.0	189	1,872	2.0	2.8
Total			18	379	5,231	9	189	1,872	2.0	2.8

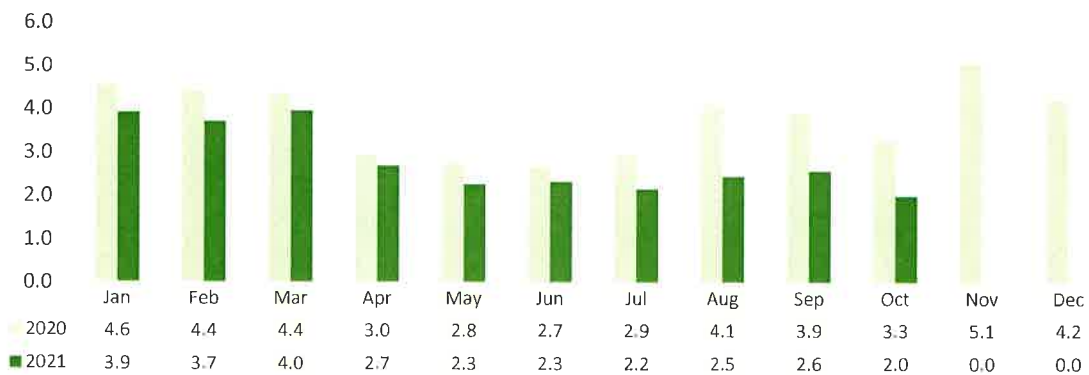
Average Daily Passengers



City Route Daily Passengers



City Route Passengers per Revenue Hour

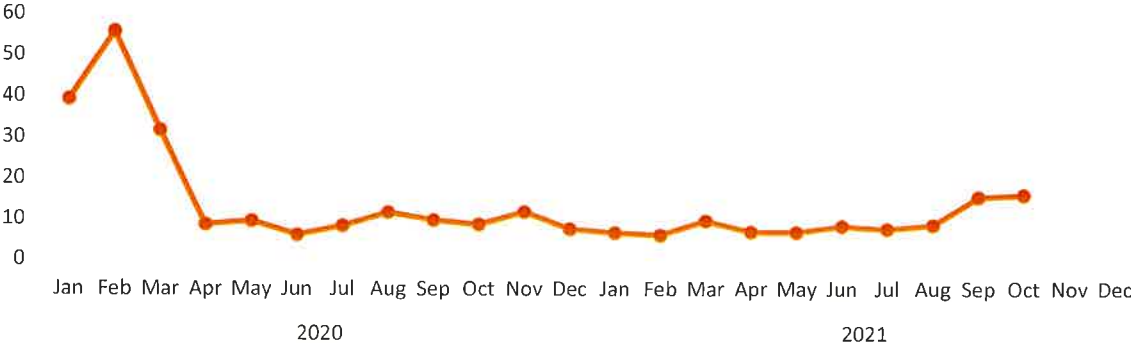


490 Express Route

October 2021

Route	Days		Passengers			Revenue Hours			Passengers per Hour	
	Oct	2021	Daily	Oct	2021	Daily	Oct	2021	Oct	2021
490	21	207	16	338	1,927	9.9	208	2,053	1.6	0.9
Total			16	338	1,927	10	208	2,053	1.6	0.9

Average Daily Passengers



Passenger Boardings by City
YTD through October

Benton County	2021				2020			
	Fixed Route	ADA Paratransit	Demand Response	Total	Fixed Route	ADA Paratransit	Demand Response	Total
Avoca	0	0	0	0	0	0	0	0
Bella Vista	0	0	2	2	0	0	0	0
Benton County	0	0	11	11	0	0	1	1
Bentonville	5,714	1,667	466	7,847	7,921	1,176	509	9,606
Bethel Heights	0	0	0	0	0	0	0	0
Cave Springs	0	0	0	0	0	0	0	0
Centerton	0	0	12	12	0	0	3	3
Garfield	0	0	0	0	0	0	0	0
Gravette	0	0	0	0	0	0	0	0
Little Flock	0	0	0	0	0	0	0	0
Lowell	0	43	72	115	0	0	92	92
Pea Ridge	0	0	3	3	0	0	1	1
Rogers	7,569	1,766	494	9,829	7,897	1,500	430	9,827
Siloam Springs	0	0	0	0	0	0	0	0
Total	13,283	3,476	1,060	17,819	15,818	2,676	1,036	19,530

Washington County	2021				2020			
	Fixed Route	ADA Paratransit	Demand Response	Total	Fixed Route	ADA Paratransit	Demand Response	Total
Elkins	0	0	0	0	0	0	5	5
Farmington	0	0	11	11	0	0	51	51
Fayetteville	72,658	1,977	572	75,207	79,177	2,099	394	81,670
Goshen	0	0	0	0	0	0	0	0
Greenland	0	0	0	0	0	0	0	0
Johnson	0	0	4	4	0	0	0	0
Lincoln	0	0	0	0	0	0	0	0
Prairie Grove	0	0	0	0	0	0	3	3
Springdale	42,238	2,587	551	45,376	42,255	3,402	419	46,076
Washington County	0	0	2	2	0	0	13	13
West Fork	0	0	7	7	0	0	15	15
Total	114,896	4,564	1,147	120,607	121,432	5,501	900	127,833

Carroll County	2021				2020			
	Fixed Route	ADA Paratransit	Demand Response	Total	Fixed Route	ADA Paratransit	Demand Response	Total
Berryville	0	0	1,612	1,612	0	0	681	681
Carroll County	0	0	119	119	0	0	179	179
Eureka Springs	0	0	0	0	0	0	0	0
Green Forest	0	0	7	7	0	0	4	4
Total	0	0	1,738	1,738	0	0	864	864

Madison County	2021				2020			
	Fixed Route	ADA Paratransit	Demand Response	Total	Fixed Route	ADA Paratransit	Demand Response	Total
Huntsville	0	0	0	0	0	0	0	0
Madison County	0	0	0	0	0	0	0	0
Total	0	0	0	0	0	0	0	0

Grand Total	2021				2020			
	Fixed Route	ADA Paratransit	Demand Response	Total	Fixed Route	ADA Paratransit	Demand Response	Total
Grand Total	128,179	8,040	3,945	140,164	137,250	8,177	2,800	148,227