



City of Farmington  
354 W. Main Street  
P.O. Box 150  
Farmington, AR 72730  
479-267-3865  
479-267-3805 (fax)

## **CITY COUNCIL AGENDA**

**March 14, 2022**

A regular meeting of the Farmington City Council will be held on  
Monday, March 14, 2022, 6:00 p.m.  
City Hall  
354 W. Main Street, Farmington, Arkansas.

1. Call to Order – Mayor Ernie Penn
2. Roll Call – City Clerk Kelly Penn
3. Pledge of Allegiance
4. Comments from Citizens – the Council will hear brief comments at this time from citizens. No action will be taken. All comments will be taken under advisement.
5. Approval of the minutes - February 14, 2022, City Council Minutes
6. Financial Reports
7. Entertain a motion to read all ordinances and resolutions by title only.
8. Proclamations, special announcements, committee/commission/council appointments.
9. Committee Reports
  - a. Street Committee
  - b. Community Development Committee
  - c. Park & Recreation Committee
10. Items to be removed from City of Farmington Inventory –

## **NEW BUSINESS**

11. Heartland Advanced Medical Manufacturing Regional Cluster update.
12. Resolution No. 2022-07 – A authorizing the offering of bonds by the City of Farmington, Arkansas to refund certain outstanding sales and use tax bonds: and prescribing other matters pertaining thereto.
13. Resolution No. 2022-08 – A resolution setting a public hearing to discuss the right of way vacation at the corner of S. Hill Street and West Vine Street, Farmington, AR.
14. Resolution No. 2022-09 – for purchase of Economic Development Services from the Farmington Chamber of Commerce in an amount not to exceed twenty thousand dollars (\$20,000) for the 2022 Calendar Year.

## **INFORMATIONAL ITEMS:**

- A. City Business Manager Report
- B. Court Clerk Monthly Distribution Report
- C. Fire Department Report
- D. Police Department Report
- E. Building/Public Works Report
- F. Library Report
- G. Sports & Recreation Report
- H. Planning Commission Minutes
- I. Ozark Regional Transit

**MINUTES**

## **Minutes of the Regular Farmington City Council Meeting February 14th, 2022**

Due to the Covid 19 pandemic, a state of emergency was declared by Arkansas Governor Asa Hutchinson, in order to comply to social distancing requirements this meeting was also held virtually using the Zoom Meeting system. Mayor Penn, City Clerk Penn, City Business Manager McCarville, City Attorney Tennant were physically at City Hall. The regular meeting of the City Council scheduled for Monday, February 14<sup>th</sup>, 2022 was called to order at 6:00 pm by Mayor Ernie Penn. City Clerk Kelly Penn called the roll and the following Council Members answered to their names: Sherry Mathews, Hunter Carnahan (Zoom), Keith Lipford, Brenda Cunningham, Bobby Morgan (Zoom), Diane Bryant and Shelly Parsley. Council Member Bell was absent.

### **Comments from Citizens**

Mayor Penn asked if there was anyone in the council chambers who wished to speak.

Mark Puls, 12385 Richardson Road – Mr. Puls advised he was concerned with the traffic and the speed of cars and wanted to know if the city could put up speed tables east of Hook Road coming from Clubhouse Parkway. He advised he watched traffic and unofficially saw someone doing 65 mph coming down Clubhouse. Mayor Penn thanked him for his comments and that the information would be given to the police department.

Mayor Penn opened public comment to Zoom participants, there were none.

### **Approval of the minutes for the January 10<sup>th</sup>, 2022 Regular Meeting.**

On the motion of Council Member Bryant, a second by Council Member Parsley and by the consent of all Council Members present after a roll call vote, the minutes were approved as presented by a vote of 7-0.

### **Financial Reports**

Mayor Penn presented the financial reports to the City Council. City sales tax increased 43.7% and State sales tax increased 26.3%.

### **Entertain a motion to read all Ordinances and Resolutions by title only.**

On the motion of Council Member Bryant, a second by Council Member Cunningham and by the consent of all Council Members present after a roll call vote, the motion to read all Ordinances and Resolutions by title only was approved 7-0.

### **Proclamations, Special Announcements, Committee/Commission Appointments. Committee Reports -**

On the motion of Council Member Cunningham, a second by Council Member Mathews the reappointment of planning commissioners Gerry Harris (5-year term), Jay Moore (3-year term), Judy Horne (3-year term) and Howard Carter (2-year term) was approved 7-0 after a roll call vote.

### **Committee Reports –**

Street Committee & Parks & Recreation Committee – None.

Community Development Committee – Minutes from January 27, 2022 meeting included in agenda packet.

**Items to be removed from City of Farmington Inventory – Farmington Public Library- Removal of Outdoor Book Drop, Inventory Tag #305**

On the motion of Council Member Bryant and a second by Council Member Lipford and by the consent of all Council Members present after a roll call vote, the motion to approve the removal of Outdoor Book Drop, Inventory Tag # 305 was approved 7-0.

**Public hearing to discuss the vacation of easement southwest of North Holland Drive and Serviceberry.**

Mayor Penn opened the Public Hearing at 6:11 pm – there were no public comments, Mayor Penn closed the public hearing at 6:12 p.m.

**Old Business – None.**

**New Business**

**Ordinance No. 2022-04 An Ordinance to vacate the unused easement southwest of North Holland Drive and Serviceberry, Farmington AR and for other purposes.**

Mayor Penn called for public comments on zoom or in council chambers, there were none. Council Member Bryant made a motion to suspend the rule requiring the reading of an ordinance in full on 3 different dates be suspended and for Ordinance 2022-04 be read 1 time by title only, it was seconded by Council Member Parsley and after a roll call vote, the motion was approved 7-0. City Attorney Tennant read Ordinance 2022-04 by title only. Mayor Penn asked Shall the ordinance pass? After a roll call vote the motion passed 7-0. A motion to pass Ordinance 2021-17 with an Emergency Clause was made by Council Member Bryant and seconded by Council Member Parsley, after a roll call vote the motion passed 7-0.

**Ordinance No. 2022-05 An Ordinance to amend Ordinance No. 98-8.1 (C), §2 to revise sidewalk specifications as recommended by the Farmington Planning Commission.**

Mayor Penn called for public comments on zoom or in council chambers, there were none. Council Member Mathews made a motion to suspend the rule requiring the reading of an ordinance in full on 3 different dates be suspended and for Ordinance 2022-05 be read 1 time by title only, it was seconded by Council Member Cunningham and after a roll call vote, the motion was approved 7-0. City Attorney Tennant read Ordinance 2022-05 by title only. Mayor Penn asked Shall the ordinance pass? After a roll call vote, the motion passed 7-0. A motion to pass Ordinance 2022-05 with an Emergency Clause was made by Council Member Bryant and seconded by Council Member Parsley, after a roll call vote the motion passed 7-0

**Ordinance No. 2022-06 An Ordinance rezoning property at 12425 Bethel Blacktop From R-1, single family residential to C-2, highway commercial, as requested by Matthew Goff on behalf of AFH Properties, LLC.**

Mayor Penn called for public comments on zoom or in council chambers, there were none. Council Member Bryant made a motion to suspend the rule requiring the reading of an ordinance in full on 3 different dates be suspended and for Ordinance 2022-06 be read 1 time by title only, it was seconded by Council Member Parsley and after a roll call vote, the motion was approved 7-0. City Attorney Tennant read Ordinance 2022-06 by title only. Mayor Penn asked Shall the ordinance pass? After a roll call vote, the motion passed 7-0.

**Award contract to Burns McDonnell for engineering services in the amount of \$61,560 for trail design.**

Aaron Bemler from Burns McDonnell gave the council a brief overview of his company and his experience with the trail system. Mayor Penn called for public comments on zoom or in council chambers. Planning commissioner Judy Horne asked what areas of the trail Mr. Bemler had worked on for Fayetteville. He cited several sections they had worked on. Council Member Lipford asked if landscaping was part of the plan. Mr. Bemler said that could be included if the city wanted that to be in the scope of the project. Council Member Cunningham asked if it included lighting, Mr. Bemler said yes it did. On the motion of Council Member Bryant and a second by Council Member Parsley and by the consent of all Council Members present after a roll call vote, the bid was awarded to Burns McDonnell for engineering services in the amount of \$61,560 for trail design by a vote of 7-0.

**Resolution No. 2022-05 A resolution expressing willingness of the City of Farmington to utilize state monies to be used for Southwinds Road and Jim Brooks Road in 2022.**

After a brief presentation by Public Works Director Shelley, Mayor Penn called for public comments on zoom or in council chambers. Via Zoom Comments: Planning Commissioner Judy Horne wanted to know if the road would be scrapped of the existing material. Mr. Shelley said yes, the road would be milled. Jill Topping, 306 Claybrook, asked if the corner of Clyde Carnes Road and Jim Brooks Road would be widened, it was dangerous and not wide enough now. Mayor Penn advised that was not in the current plan but they could consult with ArDot when the work begins on the project. On the motion of Council Member Bryant and a second by Council Member Lipford and by the consent of all Council Members present after a roll call vote, Resolution 2022-05 was approved by a vote of 7-0.

**Resolution No. 2022-06 A resolution waiving requirements of competitive bidding for the purchase of T66 T4 Bobcat Compact Tract Loader with associated attachments in the amount of \$89,819.40 for the City of Farmington Public Works Department pursuant to A.C.A. § 14-58-303(b)(2)(B)**

Mayor Penn called for public comments on zoom or in council chambers, there were none. On the motion of Council Member Bryant and a second by Council Member Morgan and by the consent of all Council Members present after a roll call vote, Resolution 2022-06 was approved by a vote of 7-0.

There being no further business to come before the council and on the motion of Council Member Lipford and seconded by Council Member Cunningham and by the consent of all members present, the meeting adjourned at 6:52 pm until the next regularly scheduled meeting to be held Monday, March 14th, 2022 in the City Council Chambers at City Hall, located at 354 West Main Street, Farmington, Arkansas.

Approved;

\_\_\_\_\_  
Mayor Ernie Penn

Attest;

\_\_\_\_\_  
City Clerk Kelly Penn

# Financial

MONTH	CITY SALES TAX		STATE SALES TAX		STATE SALES TAX	
	2021	2022	2021	2022	2021	2022
JANUARY	\$ 176,605.15	\$ 253,791.83	\$ 118,422.94	\$ 149,600.30		
FEBRUARY	\$ 191,113.19	\$ 268,481.85	\$ 132,077.29	\$ 160,478.16		
MARCH	\$ 173,156.53		\$ 116,243.77			
APRIL	\$ 159,711.77		\$ 103,435.79			
MAY	\$ 212,317.86		\$ 145,997.63			
JUNE	\$ 195,552.42		\$ 133,392.16			
JULY	\$ 203,173.25		\$ 133,013.22			
AUGUST	\$ 207,265.88		\$ 130,850.39			
SEPTEMBER	\$ 239,117.11		\$ 136,498.27			
OCTOBER	\$ 225,821.18		\$ 146,632.25			
NOVEMBER	\$ 247,429.21		\$ 145,564.50			
DECEMBER	\$ 233,116.01		\$ 141,427.84			
Monthly Comparison -February 2021/February 2022		\$ 77,368.66	Increase (Decrease)	\$ 105,769.53	\$ 28,400.87	
YTD comparison						
		Increase for 2022 over 2021 YTD - City Sales Tax	\$ 154,555.34	Increase for 2022 over 2021 YTD - State Sales Tax	\$ 59,578.23	
Total Actual Income vs 2022 Budgeted Income	County Wide Sales Tax	City Sales Tax	Total Sales Tax Increase YTD 2022		\$ 214,133.57	
Budget 2022	\$1,444,984.82	\$2,100,000.00				
Actual 2022 (thru February)	\$310,078.46	\$522,273.68				



3/8/2022

**GENERAL FUND**

1:49 PM

**Statement of Revenue and Expenditures**

	Year-To-Date	Annual Budget	Jan 2022
	Jan 2022	Jan 2022	Dec 2022
	Feb 2022	Dec 2022	Percent of
	Actual		Budget
<b>Revenue &amp; Expenditures</b>			
<b>GENERAL REVENUES</b>			
<b>Revenue</b>			
ACCIDENT REPORT REVENUES	281.80	1,500.00	18.79%
ACT 833	0.00	20,000.00	0.00%
ALCOHOL SALES TAX	500.25	4,000.00	12.51%
ANIMAL CONTROL REVENUES	626.75	2,500.00	25.07%
BUILDING INSPECTION FEES	95,477.85	175,000.00	54.56%
BUSINESS LICENSES	4,165.75	6,000.00	69.43%
CITY COURT FINES	27,335.07	120,000.00	22.78%
CITY SALES TAX REVENUES	522,273.68	2,100,000.00	24.87%
COUNTY TURNBACK	63,066.57	475,000.00	13.28%
DEVELOPMENT FEES	8,072.18	20,000.00	40.36%
FRANCHISE FEES	121,167.84	375,000.00	32.31%
GARAGE SALE PERMITS	0.00	2,000.00	0.00%
GRANTS	77,619.05	0.00	0.00%
INTEREST REVENUES	433.45	20,000.00	2.17%
MISCELLANEOUS REVENUES	6,740.79	0.00	0.00%
Off Duty Police Reimbursement	716.60	4,000.00	17.92%
PARK RENTAL	206.00	5,000.00	4.12%
PAYMENT IN LIEU OF	0.00	125,000.00	0.00%
SALES TAX - OTHER	310,078.46	1,444,984.82	21.46%
SPORTS COMPLEX FEES	14,884.52	35,000.00	42.53%
SRO REIMBURSEMENT REVENUES	28,195.33	100,000.00	28.20%
STATE TURNBACK	22,197.33	95,000.00	23.37%
<b>Revenue</b>	<b>\$1,304,039.27</b>	<b>\$5,129,984.82</b>	

3/8/2022

**GENERAL FUND**

1:49 PM

**Statement of Revenue and Expenditures**

	Year-To-Date	Annual Budget	Jan 2022
	Jan 2022	Jan 2022	Dec 2022
	Feb 2022	Dec 2022	Percent of
	Actual		Budget
<b>ADMINISTRATIVE DEPT</b>			
<b>Expenses</b>			
ADDITIONAL SERVICES EXPENSE	63,783.07	190,000.00	33.57%
ADVERTISING EXPENSE	369.75	6,000.00	6.16%
BANK CHARGE	273.89	0.00	0.00%
BUILDING MAINT & CLEANING	7,517.57	35,000.00	21.48%
CREDIT CARD FEE EXPENSE	0.00	1,000.00	0.00%
ELECTION EXPENSES	0.00	5,000.00	0.00%
ENGINEERING FEES	15,995.67	200,000.00	8.00%
INSURANCES EXPENSE	0.00	75,000.00	0.00%
LEGAL FEES	0.00	10,000.00	0.00%
MATERIALS & SUPPLIES EXPENSE	2,535.60	17,000.00	14.92%
MISCELLANEOUS EXPENSE	956.45	2,000.00	47.82%
NEW EQUIPMENT PURCHASE	0.00	25,000.00	0.00%
PAYROLL EXP - CITY ATTRNY	10,871.60	65,000.00	16.73%
PAYROLL EXP - ELECTED OFFICIAL	22,388.05	132,000.00	16.96%
PAYROLL EXP - REGULAR	37,425.80	243,000.00	15.40%
PLANNING COMMISSION	2,916.80	21,000.00	13.89%
POSTAGE EXPENSE	37.57	2,000.00	1.88%
PROFESSIONAL SERVICES	0.00	10,000.00	0.00%
REPAIR & MAINT - BUILDING	0.00	2,500.00	0.00%
REPAIR & MAINT - OFFICE EQUIP	754.23	4,000.00	18.86%
SERVICE CHARGES	0.00	1,000.00	0.00%
TECHNICAL SUPPORT	12,918.88	40,000.00	32.30%
TELECOMMUNICATION EXPENSES	2,149.92	12,000.00	17.92%
TRAVEL, TRAINING & MEETINGS	230.00	20,000.00	1.15%
UTILITIES EXPENSES	13,214.40	70,000.00	18.88%
<b>Expenses</b>	<b>\$194,339.25</b>	<b>\$1,188,500.00</b>	

3/8/2022

**GENERAL FUND**

1:49 PM

**Statement of Revenue and Expenditures**

	Year-To-Date	Annual Budget	Jan 2022
	Jan 2022	Jan 2022	Dec 2022
	Feb 2022	Dec 2022	Percent of
	Actual		Budget
<b>ANIMAL CONTROL DEPT</b>			
<b>Expenses</b>			
FUEL EXPENSES	166.82	2,000.00	8.34%
MATERIALS & SUPPLIES EXPENSE	0.00	1,100.00	0.00%
PAYROLL EXP - REGULAR	10,499.76	67,000.00	15.67%
PROFESSIONAL SERVICES	1,050.00	15,000.00	7.00%
REPAIR & MAINT - AUTOMOBILES	39.55	1,500.00	2.64%
REPAIR & MAINT - EQUIPMENT	0.00	500.00	0.00%
TRAVEL, TRAINING & MEETINGS	0.00	500.00	0.00%
UNIFORMS/GEAR EXPENSE	0.00	500.00	0.00%
<b>Expenses</b>	<b>\$11,756.13</b>	<b>\$88,100.00</b>	

3/8/2022

**GENERAL FUND**

1:49 PM

**Statement of Revenue and Expenditures**

	<b>Year-To-Date</b>	<b>Annual Budget</b>	<b>Jan 2022</b>
	<b>Jan 2022</b>	<b>Jan 2022</b>	<b>Dec 2022</b>
	<b>Feb 2022</b>	<b>Dec 2022</b>	<b>Percent of</b>
	<b>Actual</b>		<b>Budget</b>
<b>BUILDING PERMIT DEPT</b>			
<b>Expenses</b>			
FUEL EXPENSES	332.10	6,000.00	5.54%
PAYROLL EXP - REGULAR	23,214.86	159,800.00	14.53%
REPAIR & MAINT - AUTOMOBILES	77.13	2,000.00	3.86%
TRAVEL, TRAINING & MEETINGS	985.50	5,000.00	19.71%
UNIFORMS/GEAR EXPENSE	0.00	1,000.00	0.00%
<b>Expenses</b>	<b>\$24,609.59</b>	<b>\$173,800.00</b>	

3/8/2022

GENERAL FUND

1:49 PM

Statement of Revenue and Expenditures

	Year-To-Date	Annual Budget	Jan 2022
	Jan 2022	Jan 2022	Dec 2022
	Feb 2022	Dec 2022	Percent of
	Actual		Budget
<b>FIRE DEPT</b>			
<b>Expenses</b>			
ADVERTISING EXPENSE	0.00	1,000.00	0.00%
FUEL EXPENSES	1,195.77	7,800.00	15.33%
HAZMAT EXPENSES	2,270.12	2,400.00	94.59%
MATERIALS & SUPPLIES EXPENSE	561.32	9,500.00	5.91%
MISCELLANEOUS EXPENSE	0.00	500.00	0.00%
NEW EQUIPMENT PURCHASE	0.00	65,000.00	0.00%
PAYROLL EXP - REGULAR	145,088.70	880,350.00	16.48%
PROFESSIONAL SERVICES	730.50	5,000.00	14.61%
REPAIR & MAINT - BUILDING	83,378.66	18,200.00	458.12%
REPAIR & MAINT - EQUIPMENT	1,432.12	10,000.00	14.32%
REPAIR & MAINT - TRUCK	291.31	10,500.00	2.77%
TRAVEL, TRAINING & MEETINGS	737.93	18,000.00	4.10%
UNIFORMS/GEAR EXPENSE	11,817.61	15,700.00	75.27%
<b>Expenses</b>	<b>\$247,504.04</b>	<b>\$1,043,950.00</b>	

3/8/2022

GENERAL FUND

1:49 PM

Statement of Revenue and Expenditures

	Year-To-Date	Annual Budget	Jan 2022
	Jan 2022	Jan 2022	Dec 2022
	Feb 2022	Dec 2022	Percent of
	Actual		Budget
<b>LAW ENFORCE - COURT</b>			
<b>Expenses</b>			
MATERIALS & SUPPLIES EXPENSE	141.08	3,000.00	4.70%
MISCELLANEOUS EXPENSE	0.00	400.00	0.00%
NEW EQUIPMENT PURCHASE	0.00	3,000.00	0.00%
PAYROLL EXP - REGULAR	12,277.82	89,726.99	13.68%
POSTAGE EXPENSE	0.00	1,800.00	0.00%
PROSECUTING ATTORNEY	3,000.00	18,000.00	16.67%
REPAIR & MAINT - OFFICE EQUIP	0.00	500.00	0.00%
SPECIAL COURT COSTS	0.00	7,500.00	0.00%
TRAVEL, TRAINING & MEETINGS	150.00	6,000.00	2.50%
<b>Expenses</b>	<b>\$15,568.90</b>	<b>\$129,926.99</b>	

3/8/2022

GENERAL FUND

1:49 PM

Statement of Revenue and Expenditures

	Year-To-Date	Annual Budget	Jan 2022
	Jan 2022	Jan 2022	Dec 2022
	Feb 2022	Dec 2022	Percent of
	Actual		Budget
<b>LAW ENFORCE - POLICE</b>			
<b>Expenses</b>			
ADVERTISING EXPENSE	0.00	100.00	0.00%
BREATHALYZER EXPENSES	98.26	700.00	14.04%
DRUG TASK FORCE	1,500.00	2,000.00	75.00%
FUEL EXPENSES	3,680.28	65,000.00	5.66%
MATERIALS & SUPPLIES EXPENSE	2,668.53	60,000.00	4.45%
MISCELLANEOUS EXPENSE	0.00	500.00	0.00%
NEW EQUIPMENT PURCHASE	0.00	81,000.00	0.00%
Off Duty Police Pay	0.00	4,000.00	0.00%
PAYROLL EXP - REGULAR	226,684.98	1,552,930.00	14.60%
PAYROLL EXP - SRO	24,056.18	160,930.00	14.95%
REPAIR & MAINT - AUTOMOBILES	5,980.25	25,000.00	23.92%
REPAIR & MAINT - EQUIPMENT	0.00	3,000.00	0.00%
TRAVEL, TRAINING & MEETINGS	815.00	7,000.00	11.64%
UNIFORMS/GEAR EXPENSE	840.91	15,000.00	5.61%
<b>Expenses</b>	<b>\$266,324.39</b>	<b>\$1,977,160.00</b>	

3/8/2022

### GENERAL FUND

1:49 PM

## Statement of Revenue and Expenditures

	Year-To-Date	Annual Budget	Jan 2022
	Jan 2022	Jan 2022	Dec 2022
	Feb 2022	Dec 2022	Percent of
	Actual		Budget
<b>LIBRARY</b>			
<b>Expenses</b>			
LIBRARY TRANSFER	0.00	57,000.00	0.00%
<b>Expenses</b>	<b>\$0.00</b>	<b>\$57,000.00</b>	
<b>Revenue Less Expenditures</b>	<b>\$0.00</b>	<b>(\$57,000.00)</b>	



3/8/2022

**GENERAL FUND**

1:49 PM

**Statement of Revenue and Expenditures**

	Year-To-Date	Annual Budget	Jan 2022
	Jan 2022	Jan 2022	Dec 2022
	Feb 2022	Dec 2022	Percent of
	Actual		Budget
<b>PARKS DEPT</b>			
<b>Expenses</b>			
CAPITAL IMPROVEMENT	0.00	125,000.00	0.00%
ENGINEERING FEES	0.00	25,000.00	0.00%
MATERIALS & SUPPLIES EXPENSE	659.79	10,000.00	6.60%
NEW EQUIPMENT PURCHASE	0.00	20,000.00	0.00%
PAYROLL EXP - REGULAR	26,521.38	182,297.83	14.55%
PROFESSIONAL SERVICES	0.00	2,500.00	0.00%
REPAIR & MAINT - BUILDING	606.95	0.00	0.00%
REPAIR & MAINT - EQUIPMENT	859.34	3,000.00	28.64%
SPORTS PARK MATERIALS	5,337.89	25,000.00	21.35%
SPORTS PARK NEW EQUIP	0.00	10,000.00	0.00%
SPORTS PARK PROF SERV	23,923.22	45,000.00	53.16%
SPORTS PARK REPAIR/MAINT	0.00	2,500.00	0.00%
SPORTS PARK UNIFORMS	0.00	250.00	0.00%
SPORTS PARK UTILITIES	2,196.95	15,000.00	14.65%
UNIFORMS/GEAR EXPENSE	0.00	1,000.00	0.00%
UTILITIES EXPENSES	2,120.72	5,000.00	42.41%
<b>Expenses</b>	<b>\$62,226.24</b>	<b>\$471,547.83</b>	

**STREET FUND**  
**Statement of Revenue and Expenditures**

	Year-To-Date Jan 2022 Feb 2022 Actual	Annual Budget Jan 2022 Dec 2022	Jan 2022 Dec 2022 Percent of Budget
<b>Revenue &amp; Expenditures</b>			
<b>Revenue</b>			
INTEREST REVENUES	53.87	1,000.00	5.39%
MISCELLANEOUS REVENUES	0.00	100.00	0.00%
STREET COUNTY TURNBACK	6,921.69	45,000.00	15.38%
STREET STATE TURNBACK	109,495.12	450,000.00	24.33%
TRANSFER INCOME	0.00	389,342.02	0.00%
<b>Revenue</b>	<b>\$116,470.68</b>	<b>\$885,442.02</b>	
<b>Expenses</b>			
ADVERTISING EXPENSE	0.00	1,000.00	0.00%
ENGINEERING FEES	2,030.28	30,000.00	6.77%
FUEL EXPENSES	441.55	12,500.00	3.53%
MATERIALS & SUPPLIES EXPENSE	2,123.30	15,000.00	14.16%
MISCELLANEOUS EXPENSE	0.00	500.00	0.00%
NEW EQUIPMENT PURCHASE	0.00	125,000.00	0.00%
PAYROLL EXP - REGULAR	31,468.18	219,342.02	14.35%
PROFESSIONAL SERVICES	0.00	2,000.00	0.00%
REPAIR & MAINT - BUILDING	6,747.00	2,000.00	337.35%
REPAIR & MAINT - EQUIPMENT	1,116.05	10,000.00	11.16%
STREET LIGHTS	13,233.67	150,400.00	8.80%
STREET/ROAD REPAIRS	31,804.00	300,000.00	10.60%
TRAVEL, TRAINING & MEETINGS	0.00	500.00	0.00%
UNIFORMS/GEAR EXPENSE	0.00	2,200.00	0.00%
UTILITIES EXPENSES	3,626.98	15,000.00	24.18%
<b>Expenses</b>	<b>\$92,591.01</b>	<b>\$885,442.02</b>	

**LIBRARY FUND**  
**Statement of Revenue and Expenditures**

	Current Period Jan 2022 Feb 2022 Actual	Annual Budget Jan 2022 Dec 2022	Jan 2022 Dec 2022 Percent of Budget
<b>Revenue &amp; Expenditures</b>			
<b>Revenue</b>			
Donations	500.00	0.00	0.00%
FINES & COSTS	25.00	0.00	0.00%
FINES/LOST ITEMS	425.51	2,000.00	21.28%
INTEREST REVENUES	7.92	0.00	0.00%
TRANS FROM GENERAL FUND		57,000.00	0.00%
WASHINGTON CO LIBRARY	49,498.00	216,994.00	22.81%
<b>Revenue</b>	<b>\$50,456.43</b>	<b>\$275,994.00</b>	
<b>Expenses</b>			
ADVERTISING EXPENSE		1,000.00	0.00%
BOOKS AND MEDIA	10,795.51	32,000.00	33.74%
BUILDING MAINT & CLEANING		4,800.00	0.00%
GRANT EXPENSE	3,054.24	0.00	0.00%
MATERIALS & SUPPLIES EXPENSE	4,841.81	14,694.00	32.95%
MISCELLANEOUS EXPENSE		500.00	0.00%
NEW EQUIPMENT PURCHASE	2,381.56	7,000.00	34.02%
PAYROLL EXP - REGULAR	29,236.72	200,700.00	14.57%
POSTAGE EXPENSE		300.00	0.00%
PROGRAMS EXPENSE		4,000.00	0.00%
REPAIR & MAINT - BUILDING	42.00	0.00	0.00%
TECHNICAL SUPPORT	1,034.51	7,000.00	14.78%
TRAVEL, TRAINING & MEETINGS	150.00	1,000.00	15.00%
UTILITIES EXPENSES	496.12	3,000.00	16.54%
<b>Expenses</b>	<b>\$52,032.47</b>	<b>\$275,994.00</b>	



P.O. Box 1009  
Searcy, AR 72145

Statement Date

02/28/22

Account Number

RECEIVED

MAR 07 2022

CITY OF FARMINGTON

Page 1 of 1

0 CYCLE-019



\*\*\*\*\*AUTO\*\*SCH 5-DIGIT 72761  
11224 0.4550 AV 0.426 35 1 23  
CITY OF FARMINGTON  
PO BOX 150  
FARMINGTON AR 72730-0150



### Monthly Statement Summary

#### CHECKING ACCOUNT

NEG RATE MM INV PF

ACCOUNT NUMBER

PREVIOUS STATEMENT BALANCE AS OF 01/31/22

\$3,654,711.11

PLUS 1 DEPOSITS AND OTHER CREDITS

\$981.26

LESS 0 CHECKS AND OTHER DEBITS

\$0.00

CURRENT STATEMENT BALANCE AS OF 02/28/22

\$3,655,692.37

NUMBER OF DAYS IN THIS STATEMENT PERIOD

28

### Checking Account Transactions

Date	Description	Debits	Credits
02/28	INTEREST PAYMENT		\$981.26

### Balance By Date

01/31 | \$3,654,711.11      02/28 | \$3,655,692.37

Payer Federal Id Number

Interest Paid Year To Date

\$2,067.34



Account Portfolio as of Tuesday, 03/08/2022 15:25:00 PM

Account Display

- Display By Account Type     Sort By Account Number  
 Display By Asset/Liability     Sort By Account Name

Checking Accounts

Account Name	Account Number	Today's Beginning Balance	Available Balance	Collected Balance	Relationship Balance
<u>Adminstration of Justice</u>		\$2,593.00	\$2,593.00	\$2,593.00	\$0.00
<u>ARPA Fund</u>		\$645,937.62	\$645,937.62	\$645,937.62	\$0.00
<u>Catastrophic</u>		\$137,702.43	\$137,702.43	\$137,702.43	\$0.00
<u>Court Automation</u>		\$46,050.44	\$46,050.44	\$46,050.44	\$0.00
<u>Court Fines</u>		\$14,208.02	\$15,843.02	\$15,843.02	\$0.00
<u>Debt Service</u>		\$21,310.92	\$21,310.92	\$21,310.92	\$0.00
<u>General Fund Checking</u>		\$1,780,933.26	\$1,780,933.26	\$1,780,933.26	\$0.00
<u>Library Fund</u>		\$82,894.80	\$82,325.98	\$82,325.98	\$0.00
<u>Money Market</u>		\$2,211,169.24	\$2,211,169.24	\$2,211,169.24	\$0.00
<u>Payroll Account</u>		\$154,553.94	\$154,553.94	\$154,553.94	\$0.00
<u>Street Fund</u>		\$624,557.92	\$624,557.92	\$624,557.92	\$0.00
<b>Totals</b>		<b>\$5,721,911.59</b>	<b>\$5,722,977.77</b>	<b>\$5,722,977.77</b>	

# Committee Reports

## STREET COMMITTEE REPORT for MARCH 14<sup>TH</sup> COUNCIL MEETING

Bobby Morgan ---Chair

Floyd Shelley ---Public Works Manager

1. Double Springs Bridge repair is progressing, the completion date of the repair has changed to 3-31-22. This change was due to weather related issues.
2. Goose Creek Drainage----There is an area on Goose Creek that needs to have the drainage tile replaced and increased in size with a larger drainage box. Our Engineer is obtaining estimates for the potential costs for this change. This area has flooded in the past with water running over the road because the current drainage tile is too small.
3. Meadowsweet/ Garland McKee drainage project-----75% of the dirt work has been completed by Leming & Son Trucking. The rest of the work will be completed once the ground dries out and then the blocks for the retaining wall can be installed.

## COMMUNITY DEVELOPMENT MINUTES

2-24-2022- AT 12 NOON VIA ZOOM

Vision Statement: Promote a welcoming, interesting, pleasant community where people want to live, work, shop, and play.

Mission Statement: Coordinate with the City of Farmington, schools, churches, the Chamber of Commerce, and local business to provide information and events that increase citizen involvement, pride, and loyalty to the city. In addition, we will work to create a positive image to citizens of Farmington and to the greater metropolitan area.

In attendance were; Judy Horne, Gerry Harris, Melissa McCarville, and Diane Bryant, several other people tried to attend but they had technical problems.

Old Business:

What progress has been made for our monthly activity at Creekside Park?

Cost of tee- shirts? The shirts were priced at \$700 for 100 shirts plus tax from NWAtees

Cost of banners? The banner cost \$192 each plus tax. We requested double side banners that are 6ft. by 4ft. Plus tax. The bid was from NWAtees.

Contest for tee-shirt design? Diane has been collaborating with the high school on a tee-shirt design.

Line Dancing is scheduled for April 9<sup>th</sup> and May 14<sup>th</sup> ,2022.

Pickle ball lessons? Pickleball lessons are scheduled for June 11 and July 9<sup>th</sup>

Yoga lessons? Judy Harrel can teach us Yoga on August 13<sup>th</sup> and September 10<sup>th</sup>.

All activities are scheduled form 9-10am at Creekside Park.

Walk leader? TBD

Schedule of events and activities:

April 9: Line Dancing

May 14: Line Dancing

June 11: Pickle Ball Lessons

July 9: Pickleball Lessons

August 13: Yoga Lessons

September 10: Yoga Lessons

October 8: A Walk in the Park- We hope to start a yearlong program to award people with frequent walking. More information later.



November 12: A Walk in the Park

December: 10: A Walk in the Park

Spreadsheet of finances? Diane was to work on the financial aspect

Hold Harmless or waiver for legal purposes? Melissa McCarville was to check with Steve Tennent to see if a waiver was necessary,

Documentation of the names and number of individuals who attend. Diane will develop a form.

We discussed several other items such as inviting NWABike to coach elementary school children and safe biking skills.

It was confirmed that the distances that people walk are painted on the sidewalk at Creekside Park.

We discussed how to publicize the event. Diane and Judy agreed to take flyers out to business, schools, churches, the city, and the chamber. Also, we will email many others about the event.

Meeting adjourned at 12:35.

Submitted,

Diane Bryant

# Agenda Item 11



354 W. Main Street  
P.O. Box 150  
Farmington, AR 72730  
479-267-3865  
479-267-3805 (fax)

## **Memo**

To: Farmington City Council  
Kelly Penn, City Clerk

From: Mayor Ernie L Penn

Re: Heartland Advanced Medical Manufacturing Regional Cluster  
HAMMRC----UPDATE

Date: March 14<sup>th</sup>, 2022

### **Recommendation**

City staff recommends approval of this request / NO ACTION IS REQUIRED

### **Background**

City of Farmington is a member of this organization

### **Discussion**

Mr. Steve Clark will be presenting an update of activity that has occurred since HAMMRC was formed

### **Budget Impact**

None

**From:** Fayetteville Chamber <chamber@fayetteville-ar.com>  
**Sent:** Tuesday, March 8, 2022 7:00 PM  
**To:** erniepenn@cityoffarmington-ar.gov  
**Subject:** ADV: HAMMRC Newsletter



### HAMMRC Update

## Meeting With Senator Boozman

*Senator Boozman joined the HAMMRC board to discuss further funding on Friday, March 4th.*



The HAMMRC office welcomed Senator John Boozman on Friday to discuss further funding for the HAMMRC project. He was very impressed with our goals and what we plan to accomplish within the next 3-5 years. Upon news that we did not get the Build Back Better grant, we pivoted to a cooperative model that can be replicated statewide; which is applicable to the Senators "set-aside" budget. For more information, click [here](#).



### **Members: Discounted Robotics Training**

As a benefit of HAMMRC membership, each city is permitted to refer citizens to attend the robotics training course at a discount of 35%. These citizens can be students, business owners/employees, or anyone of your choice. Please contact the Fayetteville Chamber, or visit the [Robotics Lab website](#) to see when classes are available.

### **Website Development**

There is no better time to be a part of the HAMMRC team. We are making strides in research and development everyday. Currently, we are developing a state of the art website including detailed engineering and architecture in order to not only inform the everyday reader, but to connect with medical manufacturing companies. Our plan is to allow engineers of interested companies to upload their design plans right onto your town's designated land. With a click of a button, they can gather all the needed permits and begin building essentially instantly.

### **For more information on membership, contact:**

Wayne Mays  
(479) 345-8187  
[wmays@fayettevillear.com](mailto:wmays@fayettevillear.com)

**Follow us on LinkedIn**



Heartland Advanced  
Medical Manufacturing  
Regional Cluster  
[HAMMRC]

Fayetteville Chamber of Commerce | 21 W. Mountain, Ste 300, Fayetteville, AR 72701

[Unsubscribe erniepenn@cityoffarmington-ar.gov](mailto:erniepenn@cityoffarmington-ar.gov)

[Update Profile](#) | [Constant Contact Data Notice](#)

Sent by chamber@fayettevillear.com powered by



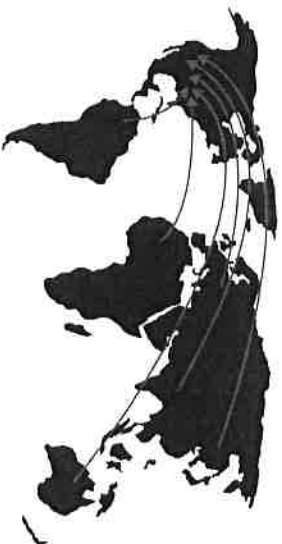
# OUR OBJECTIVE

To attract, develop, and retain a professional Healthcare manufacturing presence in the Northwest Arkansas and Northeast Oklahoma region. The focus of our efforts being medical manufacturers producing medical devices and instruments. This is consistent with the goal of developing the Northwest Arkansas and Northeast Oklahoma region into one of the top 20 healthcare destinations in the world.

*"70% of firms say they will likely reshore in the coming years."*

## RESHORING

transferring a business operation that was moved overseas back to its country of origin



**Walmart plans to spend \$350B over the next 10 years on items made, grown or assembled in the US**

### WALMART'S FOCUS AREAS:



Personal Care



Toys



Small Appliances



Food Processing



Pharmaceuticals & Medical Supplies




Goods Made for People

*"US manufacturing surged in February 2021 at the fastest pace in 3 years"*

# OUR GOAL

Help small communities get in a position to recruit specialty original equipment manufacturers



## MEMBERS

### FOUNDING ORGANIZATIONS

Fayetteville, AR Chamber Economic Development Authority (EDA)

Tahlequah, OK Regional Development Authority

### CITIES AND NATIONS

City of Farmington

City of Stillwell

Cherokee Nation

### SUSTAINING MEMBERS

AEP/SWEPCCO  
Ozarks Electric



# CONTACT US


21 West Mountain St. Suite 300  
Fayetteville, Arkansas  
479-521-1710

## ARKANSAS

Wayne Mays  
wmays@fayettevilllear.com  
479-238-6999

## OKLAHOMA

Nathan Reed  
nathan@tahlequahchamber.com  
918-456-3742



Heartland Advanced  
Medical Manufacturing  
Regional Cluster  
[HAMMRC]

# HAMMRC

A two-state corporation organized exclusively to create opportunities and promote research about manufacturing of equipment and devices used for providing treatment and to enhance the quality of life in the geographic region of the cluster, comprised of Washington County, Arkansas, and Adair and Cherokee Counties, Oklahoma.



# Agenda Item 12



354 W. Main Street  
P.O. Box 150  
Farmington, AR 72730  
479-267-3865  
479-267-3805 (fax)

## **Memo**

To: Farmington City Council  
Kelly Penn, City Clerk

From: Mayor Ernie L Penn

A handwritten signature in blue ink, appearing to read "Ernie L Penn", is written over the "From:" line.

Re: Potential Refunding of Series 2017 Sales & Use Tax Bonds

Date: March 14<sup>th</sup>, 2022

### **Recommendation**

City staff recommends approval of this request for the refunding of Series 2017 Sales & Use Tax Bonds subject to a satisfactory new rate and interest savings

### **Background**

In 2017, The City of Farmington issued \$5,090,000 in Series 2017 Sales and Use Tax Bonds. The Bonds paid for the Creekside Park improvements and Public Works Building Construction and Street and Drainage improvements.

The original bonds were for a 20 year term with at rate of 3.43%. The City pays monthly payments out of our 1% sales tax.

### **Discussion**

Kevin Faught has provided our City with a written scenario for the refunding of these bonds and reducing our interest rate and interest savings over the remaining 15 year term. ( see attached letter)

### **Budget Impact**

None

RESOLUTION NO. 2022-07

A RESOLUTION AUTHORIZING THE OFFERING OF BONDS BY THE CITY OF FARMINGTON, ARKANSAS TO REFUND CERTAIN OUTSTANDING SALES AND USE TAX BONDS; AND PRESCRIBING OTHER MATTERS PERTAINING THERETO.

WHEREAS, the City of Farmington, Arkansas (the "City") has previously issued its Sales and Use Tax Bonds, Series 2017 (the "Series 2017 Bonds"); and

WHEREAS, the Series 2017 Bonds are payable from and secured by a pledge of collections of a 1% sales and use tax levied by the City by Ordinance No. 2017-05 of the City adopted on April 10, 2017 (the "Existing Tax"); and

WHEREAS, the City can achieve debt service savings by refunding the Series 2017 Bonds (the "Refunding"); and

WHEREAS, the City can accomplish the Refunding by the issuance of its Sales and Use Tax Refunding Bonds, Series 2022 (the "Series 2022 Bonds"), which will be payable from and secured by a pledge of collections of the Existing Tax;

NOW, THEREFORE, BE IT RESOLVED by the City Council of the City of Farmington, Arkansas:

Section 1. The offering of the Series 2022 Bonds is hereby authorized to provide funds to accomplish the Refunding, to pay costs of issuing the Series 2022 Bonds and to provide a debt service reserve.

Section 2. The terms of the sale of the Series 2022 Bonds, including particularly, without limitation, the purchase price, interest rates, maturities, principal amounts and redemption dates, shall be subject to the approval of the City Council by ordinance at a subsequent meeting.

Section 3. The officials of the City are hereby authorized and directed to work with Stephens Inc. and Friday, Eldredge and Clark, LLP, as underwriter and bond counsel, respectively, in connection with the offering and sale of the Series 2022 Bonds.

PASSED AND APPROVED this \_\_\_\_\_ day of \_\_\_\_\_, 2022.

APPROVED:

ATTEST:

By: \_\_\_\_\_  
Mayor

\_\_\_\_\_  
City Clerk

(SEAL)



Jackson T. Stephens, 1923-2006  
Chairman Emeritus in Perpetuity

Kevin Faught  
Senior Vice President  
Public Finance  
Stephens Inc.

February 10, 2022

The Honorable Ernie Penn  
Mayor  
City of Farmington  
354 W. Main St.  
P.O. Box 150  
Farmington, AR 72730

RE: **Potential Refunding of Series 2017 Sales & Use Tax Bonds**

Dear Mayor Penn:

As you know, we have been monitoring the City's Series 2017 Sales and Use Tax Bonds for a potential refunding opportunity. Based on current interest rates, the City could refund these bonds and reduce the interest rate from 3.43% to approximately 2.50%. This reduction in interest rates could result in a **net present value savings of \$149,000 with a cash flow savings of approximately \$184,000**. Enclosed is the refunding analysis along with a proposed Schedule of Events. Please note any change in par amount, interest rate or term will necessitate a revision of this analysis.

If the City is interested in moving forward, included is a Resolution for the City's consideration. I've also included a draft schedule of events for your review. If the interest rate market should increase and we would not be able to realize an acceptable refunding savings, the City would not be obligated for any expenses from Stephens Inc. associated with attempting this refunding.

I look forward to reviewing this information with the City Council at your direction. In the meantime, if you have any questions or would like to discuss this in more detail, please do not hesitate to contact me at (479) 718-7444 or [kfaught@stephens.com](mailto:kfaught@stephens.com).

Sincerely,

Kevin Faught

Attachments

Cc: Melissa McCarville

Suite 201	479-718-7444 t	kfaught@stephens.com
3425 North Futrall Drive	479-718-7490 f	stephens.com
Fayetteville, AR 72703	800-205-8613	

# City of Farmington, Arkansas

Sales &amp; Use Tax Bonds

Series 2022

## Gross Debt Service Comparison

Date	Principal	Coupon	Interest	New D/S	Old D/S	Savings
10/01/2022	50,000.00	1.875%	25,154.69	71,183.74	88,990.62	17,806.88
10/01/2023	245,000.00	1.875%	99,681.26	344,681.26	356,562.50	11,881.24
10/01/2024	250,000.00	1.875%	95,087.50	345,087.50	357,062.50	11,975.00
10/01/2025	255,000.00	2.000%	90,400.00	345,400.00	357,462.50	12,062.50
10/01/2026	260,000.00	2.000%	85,300.00	345,300.00	356,293.76	10,993.76
10/01/2027	265,000.00	2.000%	80,100.00	345,100.00	354,993.76	9,893.76
10/01/2028	270,000.00	2.000%	74,800.00	344,800.00	353,562.50	8,762.50
10/01/2029	275,000.00	2.125%	69,400.00	344,400.00	355,125.00	10,725.00
10/01/2030	280,000.00	2.250%	63,556.26	343,556.26	356,350.00	12,793.74
10/01/2031	290,000.00	2.250%	57,256.26	347,256.26	357,237.50	9,981.24
10/01/2032	295,000.00	2.375%	50,731.26	345,731.26	357,787.50	12,056.24
10/01/2033	300,000.00	2.750%	43,725.00	343,725.00	353,000.00	9,275.00
10/01/2034	310,000.00	2.750%	35,475.00	345,475.00	357,306.26	11,831.26
10/01/2035	320,000.00	2.750%	26,950.00	346,950.00	356,068.76	9,118.76
10/01/2036	325,000.00	2.750%	18,150.00	343,150.00	354,468.76	11,318.76
10/01/2037	335,000.00	2.750%	9,212.50	344,212.50	357,506.26	13,293.76
<b>Total</b>	<b>\$4,325,000.00</b>	<b>-</b>	<b>\$924,979.73</b>	<b>\$5,246,008.78</b>	<b>\$5,429,778.18</b>	<b>\$183,769.40</b>

## PV Analysis Summary (Gross to Gross)

Gross PV Debt Service Savings	349,691.37
Transfers from Prior Issue Debt Service Fund	(198,990.63)
Transfers from Prior Issue DSR Fund	(178,893.75)
Amount deposited into new DSR Fund	173,628.13
Contingency or Rounding Amount	3,970.95
<b>Net Present Value Benefit</b>	<b>\$149,406.07</b>
Net PV Benefit / \$4,345,000 Refunded Principal	3.439%
Net PV Benefit / \$4,325,000 Refunding Principal	3.454%

## Refunding Bond Information

Refunding Dated Date	7/01/2022
Refunding Delivery Date	7/01/2022

**CITY OF FARMINGTON, ARKANSAS  
Sales and Use Tax Bonds, Series 2022**

**PRELIMINARY SCHEDULE OF EVENTS**

March 2022							April 2022							May 2022						
S	M	T	W	T	F	S	S	M	T	W	T	F	S	S	M	T	W	T	F	S
		1	2	3	4	5						1	2	1	2	3	4	5	6	7
6	7	8	9	10	11	12	3	4	5	6	7	8	9	8	9	10	11	12	13	14
13	14	15	16	17	18	19	10	11	12	13	14	15	16	15	16	17	18	19	20	21
20	21	22	23	24	25	26	17	18	19	20	21	22	23	22	23	24	25	26	27	28
27	28	29	30	31			24	25	26	27	28	29	30	29	30	31				

June 2022							July 2022						
S	M	T	W	T	F	S	S	M	T	W	T	F	S
			1	2	3	4						1	2
5	6	7	8	9	10	11	3	4	5	6	7	8	9
12	13	14	15	16	17	18	10	11	12	13	14	15	16
19	20	21	22	23	24	25	17	18	19	20	21	22	23
26	27	28	29	30			24	25	26	27	28	29	30

2022	Event	Responsible Parties
March 14	City Council adopts Resolution to move forward with potential refunding	City / FEC / Stephens
May 10	Distribute first draft of financing documents	FEC
May 17	Comments due on financing documents	All Parties
May 23	Blacklined financing documents distributed	FEC
May 26	Comments due on blacklined financing documents	All Parties
May 30	Distribute Preliminary Official Statement to investors	Stephens
June 3	Pre-pricing meeting with the City (3:00 PM)	City / Stephens
June 6	Offer Bonds	Stephens
June 6	Commit to Underwrite	Stephens
June 6	City authorizes Bond Ordinance and executes Bond Purchase Agreement ( <b>Special Meeting</b> )	All Parties
June 9	Distribute draft of the final Official Statement	FEC

June 10	Comments due on final Official Statement	All Parties
June 13	Distribute final Official Statement	FEC / Stephens
June 15	Post/Publish Bond Ordinance	City
June 28	Prepare and Distribute closing documents	FEC
July 19	Closing of issue and redeeming of Series 2017 Bonds	All Parties



# Agenda Item 13

**RESOLUTION NO. 2022-08**

**A RESOLUTION SETTING A PUBLIC HEARING TO DISCUSS THE RIGHT-OF-WAY VACATION AT THE CORNER OF S. HILL STREET AND WEST VINE STREET, FARMINGTON, AR.**

**WHEREAS**, a petition has been filed with the City Council of the City of Farmington, Arkansas by Pop's Holdings, LLC to abandon an easement located within the corporate city limits of the City of Farmington, Arkansas; and

**WHEREAS**, upon the filing of the petition with the City, the City shall set a date and time for a hearing before the City Council for consideration of the petition.

**NOW, THEREFORE, BE IT RESOLVED BY THE CITY COUNCIL OF THE CITY OF FARMINGTON, ARKANSAS:**

1. That the City Council shall hear said petition at its regular meeting to be held at 354 West Main Street, Farmington, Arkansas on the 11<sup>th</sup> day of April 2022 at 6:00 p.m.
2. That the City Clerk is hereby directed to publish notice of the filing of said petition and said hearing for the time and in the manner prescribed by law.

**PASSED AND APPROVED** on this 14th day of March, 2022.

**APPROVED:**

By: \_\_\_\_\_  
*Ernie Penn, Mayor*

**ATTEST:**

By: \_\_\_\_\_  
*Kelly Penn, City Clerk*

## Challenge: Increase Customer Parking

### Situation

- 10 parking spots to be shared among 5 food truck vendors, building employees and potential customers
- Customers of neighboring business frequently park in our spots

### Researched options prior to contacting planning commission

- Sharing and renting parking spots not available from Lee Trailer, Onion Creek, or Farmington Dental
- Will invest in bike racks to encourage cycling customers



# Proposed Solution: Invest in Offsite Parking within Neighborhood

*Pops Holdings has purchased the lot at 175 W. Vine Street and proposes the following to the City of Farmington for approval:*


1. Re-zone 175 W Vine Lot from Residential to Commercial to build employees and vendor parking
2. Vacate S. Hill Street right of way to enable overflow parking for customers
3. Allow merger of (1) & (2) to maximize use of space

## Anticipated Benefits:

1. Reduce on-street parking that would disturb residents
2. Utilize vacant properties located on the flood plain







Proposal to re-zone lot on Vine Street, vacate lot on Hill Street and merge into one plot




# Aerial view of Proposed parking area



# Neighborhood View



In front of 175 W Vine



S Hill Street right-of-way

# Agenda Item 14





354 W. Main Street  
P.O. Box 150  
Farmington, AR 72730  
479-267-3865  
479-267-3805 (fax)

## **Memo**

To: Farmington City Council  
Kelly Penn, City Clerk

From: Mayor Ernie L Penn

A handwritten signature in blue ink, appearing to read "Ernie L. Penn", is written over the printed name.

Re: Approval of Contract with Farmington Chamber of Commerce to provide economic development services in the amount of \$20,000.

Date: March 14<sup>th</sup>, 2022

### **Recommendation**

City staff recommends approval of this request

### **Background**

The City and Chamber have been talking the last few years about how we can improve the promoting of economic development in our City and provide marketing materials and manage community events such as the Christmas Parade, Farmers Market and Fall Festival.

### **Discussion**

See the attached proposed contract with the Chamber. This will be a year to year renewable contract as required by State law and must be approved by Council each year.

This contract is similar to the one we have with Area Agency of Aging of NW Arkansas for our Senior Center for additional services and staff support.

### **Budget Impact**

\$20,000

**RESOLUTION NO. 2022-09**

**RESOLUTION FOR PURCHASE OF ECONOMIC DEVELOPMENT SERVICES FROM THE FARMINGTON CHAMBER OF COMMERCE IN AN AMOUNT NOT TO EXCEED TWENTY THOUSAND DOLLARS (\$20,000) FOR THE 2022 CALENDAR YEAR**

WHEREAS, the City of Farmington, Arkansas (“City”) desires to enhance the quality of life for Farmington Citizens by improving the City’s economic prosperity and community engagement offerings; and

WHEREAS, the City seeks to engage an organization to assist in providing certain economic development services, including community event management, to the City; and

WHEREAS, the Farmington Chamber of Commerce (“Chamber”) has demonstrated itself as being capable of providing such services and has submitted a request to the City to provide the following economic development services for the remainder of 2022 for the total sum of \$20,000.00:

1. Development and management of a website to promote the City’s economic growth opportunities;
2. Organization, promotion and delivery of community events, including no less than the: 2022 City Fall Festival and 2022 City Christmas Parade & Tree lighting ceremony;
3. Retention of part-time staff to administer the above tasks (current Chamber Board Members serve voluntarily); and

WHEREAS, Article 12, Section 5(b)(2) of the Arkansas Constitution permits a municipal government to enter into a contract for economic development services;

NOW THEREFORE, IT IS AGREED:

The City Council hereby authorizes Mayor to enter into a contract with the Chamber in accordance with the herein terms and conditions.

PASSED AND APPROVED on March 14, 2022.

Approved: Attest:

City of Farmington, Arkansas

APPROVED:

By: \_\_\_\_\_  
Ernie Penn, Mayor

ATTEST:

By: \_\_\_\_\_  
Kelly Penn, City Clerk

# Informational Items



354 W. Main Street  
P.O. Box 150  
Farmington, AR 72730  
479-267-3865  
479-267-3805 (fax)  
City Business Manager Report  
March 2022  
City Council Meeting

- Anniversaries include: Bo Carnes (9), and Pete Oxford (10), James Cavin (2) have work anniversaries this month; thank them for their service.
- We plan to continue to hold our public meetings through Zoom. If you or your constituents have questions about logging in, the information is on our Facebook page and website. If they call the office we can give them the information also.
- We will be requesting redistricting advice from NWARPC. They have assisted us in the past. We are waiting on final information.
- The Arkansas Municipal League has adjusted the dates for their winter conference; it is this month. Please check your City & Town magazine for details. There is also information on the AML website.
- City employees participated in CPR training last week. If any elected officials are interested in participating in CPR training let us know and we can schedule a time.
- We've been working with regional planning to update our portion of the regional trail plan. Once we have more information we will report to you.
- We would like to schedule a work session to discuss the park plan that EDA is working on for us. I gave you some information on it at last month's meeting. Please review the information I provided and we will discuss scheduling a time to discuss.

*"Good teams become great ones when the members trust each other enough to SURRENDER THE ME FOR THE WE."*

*- Phil Jackson*


# WASHINGTON COUNTY DISTRICT COURT FARMINGTON DEPARTMENT MONTHLY DISTRIBUTION WORKSHEET February 2022

ADMIN OF JUSTICE FUND	Check 1	Dept. of Finance and Administration	Total for Check 1	\$0.00	No Check
	Check 2	General Fund	Total for Check 2	\$ 1,644.76	Chk# 2200
	Check 3	Washington County Treasurer (Act 1256)	Total for Check 3	\$ 948.24	Chk# 2201
<b>Total Checks Admin of Justice</b>					<b>\$2,593.00</b>

COURT COST & FINE	Check 4	<b>Administration of Justice Fund</b>				
		CCCR- Court Cost-Criminal	\$	1,120.00		
		CCDWI-Court Cost DWI	\$	110.00		
		CCTR- Court Cost-Traffic	\$	743.00		
		CCTRO- Court Cost-Traffic Ordinance	\$	495.00		
		CCFTPI - Court Cost Insurance	\$	125.00		
		<b>Total for Check 4</b>		<b>Chk# 3778</b>	<b>\$2,593.00</b>	
	Check 5	<b>General Fund</b>				
		FINE- Fines Collected	\$	3,791.00		
		WF - Warrant Fee	\$	315.00		
		FTPRFL-FTPR+60 Days Fines-Local	\$	340.00		
	NLIFL-No Liability Ins. Fines-Local	\$	545.00			
	FTPRLOC-Fines Local	\$	155.00			
	<b>Total for Check 5</b>		<b>Chk# 3779</b>	<b>\$5,146.00</b>		
Check 6	<b>Court Automation Fund</b>					
	CFEE-Local Court Automation	\$	812.50			
	<b>Total for Check 6</b>		<b>Chk# 3780</b>	<b>\$812.50</b>		
Check 7	<b>Department of Finance &amp; Administration</b>					
	CFEES - State Court Automation Fee	\$	810.00			
	CVCF - Child Victim Crime Fee (5-4-703(a))	\$	50.00			
	DVPPF - Domestic Violence Peace Fund Fee	\$	10.00			
	NIFS - New Installment Fee - State	\$	1,622.50			
	<b>Total for Check 7</b>		<b>Chk# 3781</b>	<b>\$2,492.50</b>		
Check 8	<b>Arkansas State Treasury</b>					
	MVLF- Motor Vehicle Liability Fine	\$	75.00			
	<b>Total for Check 8</b>		<b>Chk# 3782</b>	<b>\$75.00</b>		
Check 9	<b>Washington County Treasurer</b>					
	JBAF - Jail Booking and Admin Fee	\$	35.00			
	CJF - County Jail Fee	\$	760.00			
	<b>Total for Check 9</b>		<b>Chk# 3783</b>	<b>\$795.00</b>		
Check 10	<b>RF - Restitution Fee</b>					
	Amanda Leigh Hoskins /Kimberly Meyer CR-19-873	\$	25.00			
	<b>Total for Check 10</b>		<b>Chk# 3784</b>	<b>\$25.00</b>		
Check 11	<b>RF - Restitution Fee</b>					
	Dynasty Taxi/ Carol Pettigrew cr-18-696	\$	75.00			
	<b>Total for Check 11</b>		<b>Chk# 3785</b>	<b>\$75.00</b>		
				<b>Monthly Total</b>	<b>\$12,014.00</b>	
				<b>Year to Date</b>	<b>\$38,663.37</b>	

 3-4-22  
Ernie Penn, Mayor Date

Graham Nations, District Judge Date

  
Kim Bentley, Chief Court Clerk Date

# Fire Department



March 2022 Monthly Report for the Mayor and City Council

**Information:**

In 2021 we had 84 overlapping calls. This was 9.14% of our call volume. As of March 2022, we have had 31. This was 15.5% of our call volume. We will continue to monitor this trend and our increase in call volume. These numbers will guide the need to increase staffing in the future.

## Farmington Fire Department

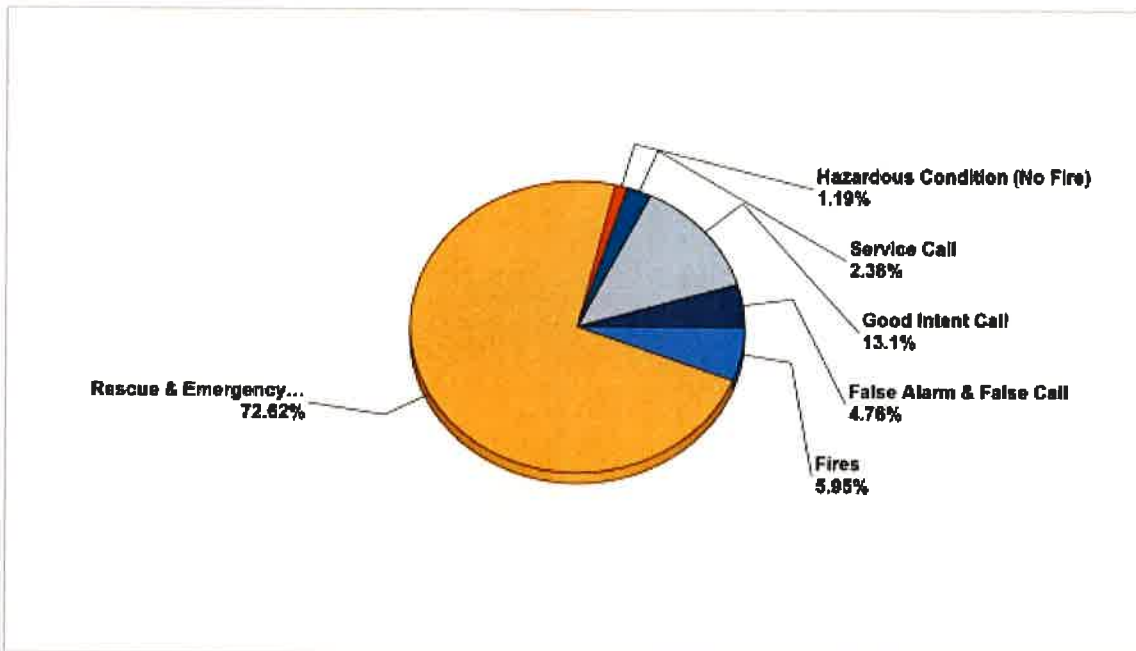
Farmington, AR

This report was generated on 2/28/2022 2:05:12 PM



**Breakdown by Major Incident Types for Date Range**

Zone(s): All Zones | Start Date: 02/01/2022 | End Date: 02/28/2022



MAJOR INCIDENT TYPE	# INCIDENTS	% of TOTAL
Fires	5	5.95%
Rescue & Emergency Medical Service	61	72.62%
Hazardous Condition (No Fire)	1	1.19%
Service Call	2	2.38%
Good Intent Call	11	13.1%
False Alarm & False Call	4	4.76%
<b>TOTAL</b>	<b>84</b>	<b>100%</b>



# Fire Department



## Farmington Fire Department

Farmington, AR

This report was generated on 2/28/2022 2:06:46 PM



Code Hours Summary per Training Code For Date Range

Training Code(s): All Training Codes | Start Date: 02/01/2022 | End Date: 02/28/2022

Total Training Hours By Code	
Total Hours for Training Code: Apparatus Driving Simulator	1:00
Total Hours for Training Code: Apparatus Operator: Pumper Skills	16:00
Total Hours for Training Code: Building Constructions	2:00
Total Hours for Training Code: Carbon Monoxide Releases	10:00
Total Hours for Training Code: Care of Apparatus and Equipment	100:00
Total Hours for Training Code: Chemistry of Fire	3:00
Total Hours for Training Code: EMS - Airway Training	3:00
Total Hours for Training Code: EMS-CEUS	28:00
Total Hours for Training Code: Evaluation and Discipline	3:00
Total Hours for Training Code: Extrication Refresher Training	27:00
Total Hours for Training Code: Fire Attack	1:00
Total Hours for Training Code: Fire Department: Incident Safety Officer	1:00
Total Hours for Training Code: Fire Ground Health and Safety	64:00
Total Hours for Training Code: Fire Inspections	8:00
Total Hours for Training Code: Fire Pumps	33:00
Total Hours for Training Code: Firefighting Tactics	12:00
Total Hours for Training Code: Firefighting Tools	16:00
Total Hours for Training Code: Forcible Entry	5:00
Total Hours for Training Code: Hose Practices	10:00
Total Hours for Training Code: Instructional Tool	4:00
Total Hours for Training Code: Ladder Practices	6:00
Total Hours for Training Code: Leading the Fire Company	6:00
Total Hours for Training Code: Management Concepts	5:00
Total Hours for Training Code: Managing Incidents	3:00
Total Hours for Training Code: Map and Territory Study	42:30
Total Hours for Training Code: Monitoring Equipment	10:00
Total Hours for Training Code: New Hardware/Software Orientation	5:00
Total Hours for Training Code: Nozzles and Appliances	4:00
Total Hours for Training Code: Portable Extinguishers	2:00
Total Hours for Training Code: Pre-Fire Planning	8:00
Total Hours for Training Code: Principles of Supervision	1:00
Total Hours for Training Code: Public Relations	5:00
Total Hours for Training Code: Rapid Intervention Crew Certification Course	15:00
Total Hours for Training Code: Reports and Records	3:00
Total Hours for Training Code: Required Recruit Training	3:00
Total Hours for Training Code: Rescue: Equipment and Procedures	11:00
Total Hours for Training Code: Ropes and Knots	6:00

Displays the total training hours per for each of the selected Training Codes. NOTE that this report only applies to accounts that are set to Track Hours by Training Code. Archived Training Codes are not included in this report. This report also includes hours for non-agency Personnel. This report pulls training hours from the Training Code Hours field on the Info Page.



Total Hours for Training Code: Rules and Regulations	8:00	
Total Hours for Training Code: SCBA	120:30	
Total Hours for Training Code: Target Hazards	3:00	
Total Hours for Training Code: Water Supply	3:00	
Total Hours for Training Code: Working in the Community	1:00	
<b>Totals for all selected Training Codes 2/1/2022 - 2/28/2022</b>	<b>21 personnel</b>	<b>645:00</b>



# Farmington Police Dept.

Offenses for Month 2/2021 and 2/2022

3/1/2022 7:02:03 AM

	<u>2021</u>	<u>2022</u>
<b>AGENCY ASSIST</b>		
	1	0
<b>AGGRAVATED ASSAULT ON A FAMILY OR HOUSEHOLD MEMBER</b>		
	0	1
<b>BREAKING OR ENTERING / ARTICLES FROM VEHICLE</b>		
	1	0
<b>Breaking or Entering/Vehicle</b>		
	0	1
<b>BURGLARY, RESIDENTIAL</b>		
	2	1
<b>CONTEMPT</b>		
	8	13
<b>CRIMINAL MISCHIEF - 1ST DEGREE PROPERTY OF ANOTHER VALUE \$500 OR LESS</b>		
	0	1
<b>CRIMINAL MISCHIEF - 1ST DEGREE / PROPERTY OF ANOTHER W/VALUE OF \$1,000 OR LESS</b>		
	1	0
<b>CRIMINAL TRESPASS IN OR ON A VEHICLE OR STRUCTURE / VEHICLE</b>		
	0	1
<b>CRIMINAL USE OF PROHIBITED WEAPON/BRASS KNUCKLES</b>		
	0	1
<b>DOMESTIC BATTERING - 3RD DEGREE / PURPOSE OF CAUSING INJURY, CAUSES INJURY</b>		
	1	1
<b>DOMESTIC BATTERING - 3RD DEGREE / PURPOSE OF CAUSING INJURY, CAUSES SERIOUS INJURY</b>		
	1	0
<b>DRIVING ON SUSPENDED LICENSE</b>		
	1	0
<b>DWI (UNLAWFUL ACT)</b>		
	0	1
<b>Excess Speed</b>		
	2	0
<b>FAILURE TO APPEAR</b>		
	10	14
<b>Fictitious Tags</b>		
	1	0
<b>Fire ( Structure/Vehicle/Grass)</b>		
	1	0
<b>FLEEING</b>		
	2	0
<b>HARASSING COMMUNICATIONS / TELEPHONE, TELEGRAPH, MAIL, OR ANY WRITTEN FORM</b>		

	<u>2021</u>	<u>2022</u>
	2	0
Headlamp Out		
	1	0
Improper Lane Change/Use		
	0	1
Leaving Scene of Accident/Property Damage		
	1	3
LOITERING		
	0	1
OPEN ALCHOLIC CONTAINER		
	1	0
POSSESSION OF A CONTROLLED SUBSTANCE - MARIJUANA		
	0	1
POSSESSION OF DRUG PARAPHERNALIA		
	1	4
POSSESSION OF SCH VI WITH PURPOSE TO DELIVERY		
	0	1
PUBLIC INTOXICATION / DRINKING IN PUBLIC		
	0	5
PUBLIC SEXUAL INDECENCY		
	0	1
RECKLESS DRIVING		
	2	0
Run Stop Sign		
	1	0
Run Stop(red) Light		
	2	0
SEXUAL ASSAULT - 2ND DEGREE		
	0	1
STALKING		
	0	1
TERRORISTIC THREATENING		
	0	1
THEFT BY RECEIVING		
	1	1
THEFT OF PROPERTY / ALL OTHER		
	1	1
TRAFFICKING A CONTROLLED SUBSTANCE		
	0	1
UNATTENDED DEATH/NATURAL CAUSES		
	0	2
UNEMPLOYMENT FRAUD		
	1	0
VIOLATION OF A PROTECTION ORDER- FELONY		
	1	0
VIOLATION OF CONTACT ORDER		

11-0111

	<u>2021</u>	<u>2022</u>
	0	1
<b>Totals:</b>	<hr/> 47	<hr/> 61

<b>FEBRUARY</b>	<b>Citation</b>	<b>Warning</b>	<b>Warrant</b>	<b>Total</b>
Bocchino - Justin	1	0	1	2
Burnett - Nicholas	3	5	0	8
Cavin - James	1	1	0	2
Collins - John	0	3	0	3
Cooper - Jason	4	0	0	4
Howerton - Joshua	1	2	0	3
Long - Dustin	5	9	0	14
Mahone - Taron	11	2	1	14
Stine - Jacob	6	16	0	22
Talley - Taylor	4	6	1	11
<b><u>Totals</u></b>	<b><u>36</u></b>	<b><u>44</u></b>	<b><u>3</u></b>	<b><u>83</u></b>

# Permit Report

02/01/2022 - 02/28/2022

Permit Date	Permit #	Site Address	Permit Type	Type of Building	Description of Work	Contractor	Material & Labor	Total Fees
2/25/2022	6099	295 Kelli	Mechanical	Commercial	Vent hood for commercial kitchen	Tab Custom Solutions	10,000	\$60.00
2/22/2022	6098	217 Amber Dawn	Building	Residential	Reinspection Fee	Riverwood Homes	236,000	\$25.00
2/18/2022	6097	90 Loveland	Electric	Residential	Electrical for duplex	R & Jess Electric	9,000	\$55.00
2/18/2022	6095	391 Cloudy	Electric	Residential	Electrical for duplex	R & Jess Electric	9,000	\$55.00
2/18/2022	6093	387 Cloudy	Electric	Residential	Electrical for duplex	R & Jess Electric	9,000	\$55.00
2/18/2022	6092	383 Cloudy	Electric	Residential	Electrical for duplex	R & Jess Electric	9,000	\$55.00
2/18/2022	6091	379 Cloudy	Electric	Residential	Electrical for duplex	R & Jess Electric	9,000	\$55.00
2/18/2022	6089	375 Cloudy	Electric	Residential	Electrical for duplex	R & Jess Electric	9,000	\$55.00
2/18/2022	6088	371 Cloudy	Electric	Residential	Electrical for duplex	R & Jess Electric	9,000	\$55.00
2/18/2022	6087	367 Cloudy	Electric	Residential	Electrical for duplex	R & Jess Electric	9,000	\$55.00
2/18/2022	6086	363 Cloudy	Electric	Residential	Electrical for duplex	R & Jess Electric	9,000	\$55.00
2/18/2022	6085	359 Cloudy	Electric	Residential	Electrical for duplex	R & Jess Electric	9,000	\$55.00
2/18/2022	6084	335 Cloudy	Electric	Residential	Electrical for duplex	R & Jess Electric	9,000	\$55.00
2/18/2022	6083	331 Cloudy	Electric	Residential	Electrical for duplex	R & Jess Electric	9,000	\$55.00

2/18/2022	6082	327 Cloudy	Electric	Residential	Electrical for duplex	R & Jess Electric	9,000	\$55.00
2/18/2022	6081	323 Cloudy	Electric	Residential	Electrical for duplex	R & Jess Electric	9,000	\$55.00
2/18/2022	6080	319 Cloudy	Electric	Residential	Electrical for duplex	R & Jess Electric	9,000	\$55.00
2/18/2022	6079	311 Cloudy	Electric	Residential	Electrical for duplex	R & Jess Electric	9,000	\$55.00
2/18/2022	6078	307 Cloudy	Electric	Residential	Electrical for duplex	R & Jess Electric	9,000	\$55.00
2/18/2022	6077	80 Loveland	Electric	Residential	Electrical for duplex	R & Jess Electric	9,000	\$55.00
2/18/2022	6076	82 Loveland	Electric	Residential	Electrical for duplex	R & Jess Electric	9,000	\$55.00
2/18/2022	6075	84 Loveland	Electric	Residential	Electrical for duplex	R & Jess Electric	9,000	\$55.00
2/18/2022	6074	86 Loveland	Electric	Residential	Electrical for duplex	R & Jess Electric	9,000	\$110.00
2/18/2022	6073	94 Loveland	Electric	Residential	Electrical for duplex	R & Jess Electric	9,000	\$55.00
2/18/2022	6072	96 Loveland	Electric	Residential	Electrical for duplex	R & Jess Electric	9,000	\$55.00
2/17/2022	6071	220 Nightfall	Electric	Residential	Electric for new house	Fast Electric	5,100	\$40.00
2/17/2022	6070	258 Amber Dawn	Electric	Residential	Electric for new house	Fast Electric	5,100	\$40.00
2/17/2022	6069	209 Nightfall	Electric	Residential	Electric for new house	Fast Electric	5,100	\$40.00
2/17/2022	6068	214 Nightfall	Electric	Residential	Electric for new house	Fast Electric	5,100	\$40.00
2/16/2022	6067	42 Double Springs	Plumbing/Gas	Commercial	Plumbing for JR High addition	American Air Conditioning & Mechanical	443,000	\$1,489.00
2/16/2022	6066	11758 East Creek	Building	Residential	Solar panel addition	Cornerstone Electric and Solar	30,000	\$160.00

2/16/2022	6065	12286 Jimmy Devault	Building	Residential	Solar power	Marc Jones Construction	61,000	\$304.00
2/15/2022	6064	303 Cloudy	Electric	Multi-Family	Electric for duplex	R & Jess Electric	9,000	\$55.00
2/15/2022	6063	322 Broyles	Plumbing/Gas	Commercial	Plumbing for Elementary addition	American Air Conditioning & Mechanical	92,000	\$428.00
2/15/2022	6062	230 Grace Lane	Plumbing/Gas	Commercial	Plumbing for Elementary addition	American Air Conditioning and Mechanical	104,000	\$472.00
2/14/2022	6061	12381 Jimmy Devault	Electric	Commercial	Adding electrical to tower	Diamond State Electric	4,500	\$35.00
2/14/2022	6060	233 Nightfall	Building	Residential	Reinspection fee	Riverwood Homes	219,000	\$25.00
2/14/2022	6058	203 Nightfall	Building	Residential	New House	Riverwood Homes	236,000	
2/14/2022	6057	347 Cloudy	Electric	Multi-Family	Electric for new house	R & Jess Electric	9,000	\$55.00
2/14/2022	6056	355 Cloudy	Electric	Multi-Family	Electric for duplex	R & Jess Electric	9,000	\$55.00
2/14/2022	6055	351 Cloudy	Electric	Multi-Family	Electric for duplex	R & Jess Electric	9,000	\$55.00
2/11/2022	6054	396 Emerald Woods	Mechanical	Residential	HVAC for new house	Air Control	4,472	\$35.00
2/11/2022	6053	402 Emerald Woods	Mechanical	Residential	HVAC for new house	Air Control	5,363	\$40.00
2/11/2022	6052	440 Emerald Woods	Mechanical	Residential	HVAC for new house	Air Control	6,927	\$45.00
2/11/2022	6051	458 Emerald Woods	Mechanical	Residential	HVAC for new house	Air Control	6,182	\$45.00
2/11/2022	6049	422 Emerald Woods	Mechanical	Residential	HVAC for new house	Air Control	4,472	\$35.00
2/11/2022	6048	410 Emerald Woods	Mechanical	Residential	HVAC for new house	Air Control	4,472	\$35.00

2/11/2022	6047	264 Amber Dawn	Mechanical	Residential	HVAC for new house	Air Control	4,403	\$35.00
2/11/2022	6046	303 Emerald Woods	Mechanical	Residential	HVAC for new house	Air Control	5,001	\$40.00
2/11/2022	6045	339 Emerald Woods	Mechanical	Residential	HVAC for new house	Air Control	5,363	\$40.00
2/11/2022	6044	338 Emerald Woods	Mechanical	Residential	HVAC for new house	Air Control	6,132	\$45.00
2/11/2022	6043	209 Nightfall	Mechanical	Residential	HVAC for new house	Air Control	3,966	\$30.00
2/11/2022	6042	350 Emerald Woods	Mechanical	Residential	HVAC for new house	Air Control	4,403	\$35.00
2/11/2022	6041	446 Emerald Woods	Mechanical	Residential	HVAC for new house	Air Control	5,001	\$40.00
2/11/2022	6040	345 Emerald Woods	Building	Residential	New House	Riverwood Homes	261,000	\$943.00
2/11/2022	6039	468 Eagle Ridge	Building	Residential	Detached Garage	TEG Construction	100,000	\$460.00
2/10/2022	6038	401 Canada	Plumbing/Gas	Residential	Plumbing for new house	Brad's Plumbing	7,200	\$50.00
2/10/2022	6037	332 Tacoma	Mechanical	Residential	HVAC for new house	Comfort Heat and Air	6,000	\$40.00
2/9/2022	6035	42 Double Springs	Grading Permit	Commercial	Grading for JH addition	Kinco Construction	10,000	\$200.00
2/9/2022	6034	203 Nightfall	Electric	Residential	Electric for new house	Fast Electric	5,500	\$40.00
2/9/2022	6033	317 Tyler	Electric	Residential	Electric for new house	Fast Electric	5,600	\$40.00
2/9/2022	6032	370 Tyler	Electric	Residential	Electric for new house	Fast Electric	5,600	\$40.00
2/9/2022	6031	252 Amber Dawn	Electric	Residential	Electric for new house	Fast Electric	5,600	\$40.00
2/9/2022	6030	384 Tyler	Electric	Residential	Electric for new house	Fast Electric	4,800	
2/9/2022	6029	327 Emerald Woods	Electric	Residential	Electric for new house	Electro Craft	7,203	\$50.00



2/9/2022	6028	303 Emerald Woods	Electric	Residential	Electric for new house	Electro Craft	7,637	\$50.00
2/8/2022	6027	Hillcrest Subdivision	Grading Permit	Residential	Grading for new subdivision	EBL Investments	0	\$300.00
2/8/2022	6026	464 Emerald Woods	Building	Residential	New House	Riverwood Homes	278,000	\$994.00
2/8/2022	6025	452 Emerald Woods	Building	Residential	New House	Riverwood Homes	261,000	\$943.00
2/7/2022	6024	11087 Club House	Building	Residential	Addition of solar panels	Atlantic Key Energy	38,120	\$205.00
2/7/2022	6023	11688 Club House	Building	Residential	Addition of solar panels	Atlantic Key Energy	31,240	\$170.00
2/7/2022	6021	256 Nightfall	Building	Residential	Reinspection fee	Riverwood Homes	250,000	\$25.00
2/1/2022	6020	506 Briarwood	Building	Residential	New House	Landmarc Custom Homes	462,000	\$1,546.00
2/1/2022	6019	511 Briarwood	Building	Residential	New House	Landmarc Custom Homes	462,000	\$1,546.00
2/1/2022	6018	519 Briarwood	Building	Residential	New House	Landmarc Custom Homes	463,000	\$1,549.00
2/1/2022	6017	531 Briarwood	Building	Residential	New House	Landmarc Custom Homes	460,000	\$1,540.00
								\$15,969.00

Total Records: 76

3/7/2022

Library

Circulation and Patron Services

	JAN	FEB	MAR	APR	MAY	JUN	JUL	AUG	SEPT	OCT	NOV	DEC
<b>2022</b>												
Total Check Outs	3,646	3,655										
YTD Check Outs	3,646	7,301										
Total Check In	1,925	2,056										
YTD Check In	1,925	3,981										
Holds Satisfied	484	351										
YTD Hold Satisfied	484	835										
PAC Logins	513	468										
YTD PAC Logins	513	981										
New Cardholders	33	20										
YTD New Cardholders	33	53										
eMedia Circulation	268	378										
YTD eMedia Circulation	268	646										
<b>2021</b>												
Total Check Outs	1,811	1,538	1,976	2,034	2,883	4,723	4,208	4,034	3,816	3,883	3,496	3,127
YTD Check Outs	1,811	3,349	5,325	7,359	10,242	14,965	19,173	23,207	27,023	30,906	34,402	37,529
Total Check In	1,273	1,129	1,546	1,257	1,506	2,249	2,701	2,279	2,024	2,202	2,092	1,921
YTD Check In	1,273	2,402	3,948	5,205	6,711	8,960	11,661	13,940	15,964	18,166	20,258	22,179
Holds Satisfied	484	375	654	649	542	653	503	462	465	458	361	355
YTD Hold Satisfied	484	859	1,513	2,162	2,704	3,357	3,860	4,322	4,787	5,245	5,606	5,961
PAC Logins	546	535	707	483	479	600	574	548	493	506	441	395
YTD PAC Logins	546	1,081	1,788	2,271	2,750	3,350	3,924	4,472	4,965	5,471	5,912	6,307
New Cardholders	10	10	11	18	20	32	39	33	26	29	23	20
YTD New Cardholders	10	20	31	49	69	101	140	173	199	228	251	271
eMedia Circulation	169	137	147	128	169	165	187	223	734	228	228	261
YTD eMedia Circulation	169	306	453	581	750	915	1,102	1,325	2,059	2,287	2,515	2,776







Library

Daily Visitors

	JAN	FEB	MAR	APR	MAY	JUN	JUL	AUG	SEP	OCT	NOV	DEC
2022												
Visits	1,730	1,092										
YTD Visits	1,730	2,822										
2021												
Visits	205	156	310	611	840	1,414	1,441	1,340	1,267	1,686	1,111	1,244
YTD Visits	205	361	671	1,282	2,122	3,536	4,977	6,317	7,584	9,270	10,381	11,625

## **Planning Commission Minutes January 24, 2022 at 6 PM**

1. **ROLL CALL** – Meeting which was available in person and with Zoom on-line service due to Corona Virus pandemic, was called to order by Vice-Chairman Gerry Harris. A quorum was present.

**PRESENT**

Chad Ball  
Gerry Harris, Vice Chair  
Judy Horne  
Keith Macedo  
Jay Moore  
Howard Carter  
Bobby Wilson

**ABSENT**

Robert Mann, Chair

**City Employees Present:** Melissa McCarville, City Business Manager; Rick Bramall, City Building Inspector; Chris Brackett, City Engineer; Mayor Ernie Penn; Fire Chief, Bill Hellard

2. **Approval of Minutes:** December 28, 2021 meeting minutes were approved as written.

3. **Comments from Citizens:**

Mike Thompson with Pedal Pops asked the Commission about buying property for a proposed vendor parking lot. He only has 10-11 parking spots at Pedal Pops. He wants additional space for food truck vendors to park, while preserving customer parking adjacent to his business. The proposed property sits behind Onion Creek and it is partially in the flood plain. The property is currently zoned residential and it would have to be rezoned in order to do this. If he could extend the parking area from behind Onion Creek and those other businesses it could benefit those businesses too. It was suggested that it be placed on the February agenda present a concept drawing.

**Public Hearings:**

Vice-Chairman Harris determined which agenda items had the most citizens' interest. It was moved to change the order of agenda items, taking 4B. first to clear the room faster. Motion was seconded and passed unanimously.

**4B. Rezoning- from R-1 to C-2 for property located at 12425 Bethel Blacktop owned by Matthew Goff as presented by Joseph Odima:**

Joseph Odima was present to discuss the request. There is currently a residential building on the property that needs to be demolished. The surrounding properties are mostly commercial. A large commercial building can't be put there because it will need septic. Melissa read her memo stating that she recommends commercial use.

**Public Comment:** None.

Jay Moore made a motion to approve the rezoning with a second from Keith Macedo.

Vice- Chairman, Gerry Harris called for question to rezone the property from R-1 to C-2 and upon roll call vote motion passed unanimously.

**4A. Review the proposed sidewalk ordinance:**

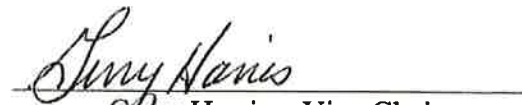
This Ordinance has not had any changes since the Commission last reviewed it. The Commissioners stated that they wanted to see changes to the right-of-way dedication to reflect to the furthest point which would be within 6 inches. The ordinance number will be changed when presented to Council. Jay Moore made a motion to pass the ordinance on to the City Council for approval. It was seconded by Chad Ball.

Upon roll call, the motion passed unanimously.

There were several things that were discussed that will be reviewed in a work session meeting. Chris Brackett stated he would like to review the street standards and start bringing them up to date for future projects. Other work items will be: zoning, setbacks, adding an additional zoning classification between RE-2 and R-1. Multi-family has another moratorium for 6 more months.

**Adjournment:** Having no further business, the on-line/in-person Planning Commission meeting was adjourned at 6:30 PM.

  
\_\_\_\_\_  
Judy Horne - Secretary

  
\_\_\_\_\_  
Gerry Harris - Vice Chair



## Ridership Summary

January 2022

### Traditional Fixed Routes

	January 2022			Year To Date		
	Weekday	Saturday	Total	Weekday	Saturday	Total
Fayetteville	7,599	0	7,599	7,599	0	7,599
Springdale	4,217	0	4,217	4,217	0	4,217
Rogers	0	0	0	0	0	0
Bentonville	528	0	528	528	0	528
Express	214	0	214	214	0	214
<b>Total</b>	<b>12,558</b>	<b>0</b>	<b>12,558</b>	<b>12,558</b>	<b>0</b>	<b>12,558</b>

### On Demand Transit Routes

	January 2022			Year To Date		
	Weekday	Saturday	Total	Weekday	Saturday	Total
Fayetteville	0	0	0	0	0	0
Springdale	0	0	0	0	0	0
Rogers	625	26	651	625	26	651
Bentonville	0	0	0	0	0	0
<b>Total</b>	<b>625</b>	<b>26</b>	<b>651</b>	<b>625</b>	<b>26</b>	<b>651</b>

### Paratransit Routes

	January 2022			Year To Date		
	Weekday	Saturday	Total	Weekday	Saturday	Total
Fayetteville	251	0	251	251	0	251
Springdale	295	0	295	295	0	295
Rogers	198	0	198	198	0	198
Bentonville	165	0	165	165	0	165
Other	156	0	156	156	0	156
<b>Total</b>	<b>1,065</b>	<b>0</b>	<b>1,065</b>	<b>1,065</b>	<b>0</b>	<b>1,065</b>

# OZARK REGIONAL TRANSIT

## Operating Statistics

January 2022

FIXED ROUTE	January 2022				Year To Date			
	This Year	Prior Year	Change	% Chg	This Year	Prior Year	Change	% Chg
FR Passenger Boardings	13,209	11,801	1,408	11.9%	13,209	11,801	1,408	11.9%
Passengers per Revenue Hour	5.2	4.4	0.8	18.0%	5.2	4.4	0.8	18.0%
Daily Passengers	629	590	39	6.6%	629	590	39	6.6%
ADA Complementary Paratransit	787	760	27	3.6%	787	760	27	3.6%
Bike Passengers	208	450	-242	-53.8%	208	450	-242	-53.8%
FR Revenue Hours	2,532	2,668	-136	-5.1%	2,532	2,668	-136	-5.1%
FR Service Hours	2,698	2,845	-147	-5.2%	2,698	2,845	-147	-5.2%
FR Revenue Miles	33,810	36,166	-2,356	-6.5%	33,810	36,166	-2,356	-6.5%
FR Service Miles	37,996	40,626	-2,630	-6.5%	37,996	40,626	-2,630	-6.5%
PARATRANSIT	This Year	Prior Year	Change	% Chg	This Year	Prior Year	Change	% Chg
PT Passenger Boardings	1,065	1,083	-18	-1.7%	1,065	1,083	-18	-1.7%
Passengers per Revenue Hour	1.4	1.4	0.0	1.9%	1.4	1.4	0.0	1.9%
Daily Passengers	51	54	-3	-6.3%	51	54	-3	-6.3%
PT Revenue Hours	751	778	-27	-3.5%	751	778	-27	-3.5%
PT Service Hours	926	1,006	-80	-7.9%	926	1,006	-80	-7.9%
PT Revenue Miles	8,724	8,699	25	0.3%	8,724	8,699	25	0.3%
PT Service Miles	10,794	11,261	-467	-4.1%	10,794	11,261	-467	-4.1%
TOTAL	This Year	Prior Year	Change	% Chg	This Year	Prior Year	Change	% Chg
Paratransit/Fixed Route Passengers	14,274	12,884	1,390	10.8%	14,274	12,884	1,390	10.8%
Daily PT/FR Passengers	680	644	36	5.5%	680	644	36	5.5%
Charter/Shuttle Passengers	9,369	0	9,369	100.0%	9,369	0	9,369	100.0%
Total Passengers	23,643	12,884	10,759	83.5%	23,643	12,884	10,759	83.5%

	January 2022				Year To Date			
	This Year	Prior Year	Change	% Chg	This Year	Prior Year	Change	% Chg
Weekdays	21	20	1	5.0%	21	20	1	5.0%
Revenue Vehicles	31	30	1	3.3%				
Non-Revenue Vehicles	6	6	0	0.0%				
Total Vehicles	37	36	1	2.8%				
Total Miles (All Vehicles)	57,823	56,007	1,816	3.2%	57,823	56,007	1,816	3.2%
Diesel Fuel Consumed	4,398	3,721	678	18.2%	4,398	3,721	678	18.2%
Gas Consumed	2,767	3,152	-386	-12.2%	2,767	3,152	-386	-12.2%
Miles Per Gallon	8.1	8.1	-0.1	-1.0%	8.1	8.1	-0.1	-1.0%
Road calls	2	0			2	0		
Accidents	1	1			1	1		
Operations (Full Time Equivalent)	10	41	-31	-75.6%				
Maintenance	10	11	-1	-9.1%				
Administration	40	8	32	400.0%				
Total	60	60	0	0.0%				
Inbound Calls	3,883				3,883			
Outbound Calls	1,502				1,502			
Total Calls	5,385				5,385			
Average Call Duration	1:51				1:51			

## Route Summary - January 2022

### Fixed Routes

Route	Days	Passengers		Revenue Hours		Revenue Miles		Service Hours		Service Miles	
		Daily	Total	Daily	Total	Daily	Total	Daily	Total	Daily	Total
10-1	21	151.9	3,190	12.7	267.5	166.0	3,486.6	13.2	278.0	176.4	3,705.0
10-2	11	38.1	419	10.3	113.0	122.9	1,351.8	11.3	124.0	143.1	1,574.0
20	21	164.9	3,463	13.2	277.8	195.6	4,106.8	14.2	298.8	215.8	4,531.0
30	21	25.1	527	12.8	268.5	106.8	2,242.6	13.3	279.0	117.2	2,461.0
11	21	25.1	528	9.0	189.0	135.0	2,834.6	10.3	217.0	165.4	3,473.0
ODT1	25	14.7	368	11.1	276.5	105.8	2,645.0	12.1	301.5	135.8	3,395.0
ODT2	19	14.9	283	11.3	215.0	111.1	2,111.0	12.3	234.0	141.1	2,681.0
61	21	95.1	1,997	13.0	273.0	197.6	4,148.6	13.5	283.5	208.0	4,367.0
62	21	89.0	1,870	13.6	285.3	178.1	3,741.0	14.1	295.8	184.1	3,867.0
63	21	16.7	350	8.0	168.0	152.2	3,196.0	8.0	168.0	152.2	3,196.0
490	20	10.7	214	9.9	198.3	197.3	3,946.0	10.9	218.3	237.3	4,746.0
<b>Total</b>		<b>646.3</b>	<b>13,209</b>	<b>124.9</b>	<b>2,531.8</b>	<b>1,668.3</b>	<b>33,810.0</b>	<b>133.2</b>	<b>2,697.8</b>	<b>1,876.3</b>	<b>37,996.0</b>

### Paratransit Routes

Route	Days	Passengers		Revenue Hours		Revenue Miles		Service Hours		Service Miles	
		Daily	Total	Daily	Total	Daily	Total	Daily	Total	Daily	Total
DR - CC	20	7.1	142	4.7	93.8	26.2	524.6	7.5	150.0	30.4	607.0
PT1	22	9.4	207	6.6	145.1	91.4	2,009.9	8.0	174.9	105.4	2,319.0
PT2	21	11.4	240	8.1	169.5	97.3	2,043.9	9.4	197.8	123.7	2,597.0
PT3	15	9.7	146	6.8	102.6	82.9	1,244.2	8.4	125.9	108.9	1,634.0
PT4	12	9.4	113	7.3	87.2	74.9	898.3	8.7	104.6	113.1	1,357.0
PT5	21	10.3	217	7.3	152.4	95.4	2,002.9	8.2	172.9	108.6	2,280.0
PT6	0	0.0	0	0.0	0.0	0.0	0.0	0.0	0.0	0.0	0.0
PT7	0	0.0	0	0.0	0.0	0.0	0.0	0.0	0.0	0.0	0.0
PT8	0	0.0	0	0.0	0.0	0.0	0.0	0.0	0.0	0.0	0.0
<b>Total</b>		<b>57.4</b>	<b>1,065</b>	<b>40.7</b>	<b>750.5</b>	<b>468.1</b>	<b>8,723.8</b>	<b>50.2</b>	<b>926.1</b>	<b>590.0</b>	<b>10,794.0</b>

### Service Totals

	Passengers		Revenue Hours		Revenue Miles		Service Hours		Service Miles	
	Daily	Total	Daily	Total	Daily	Total	Daily	Total	Daily	Total
Paratransit	57.4	1,065.0	40.7	750.5	468.1	8,723.8	50.2	926.1	590.0	10,794.0
Fixed Route	646.3	13,209.0	124.9	2,531.8	1,668.3	33,810.0	133.2	2,697.8	1,876.3	37,996.0
<b>Grand Total</b>		<b>14,274.0</b>		<b>3,282.4</b>		<b>42,533.8</b>		<b>3,623.9</b>		<b>48,790.0</b>

### Fixed Routes

10-1, 10-2, 20, 30: Fayetteville  
 61, 62, 63: Springdale  
 ODT1, ODT2: Rogers  
 11: Bentonville  
 490: I49 Commuter Express

### Paratransit Routes

DR - CC: Demand Response Route in Carroll County  
 PT1 - PT8: ADA Paratransit / Demand Response Routes

## Route Summary - January 2022

### Fixed Routes

Route	Days	Passengers				Wheel-chairs		Bikes	
		Daily	Total	Per Rev Hour	Per Rev Mile	Daily	Total	Daily	Total
10-1	21	151.9	3,190	11.9	0.9	2.0	42	2.0	43
10-2	11	38.1	419	3.7	0.3	0.3	3	0.6	7
20	21	164.9	3,463	12.5	0.8	1.8	37	1.6	33
30	21	25.1	527	2.0	0.2	0.0	0	1.0	20
11	21	25.1	528	2.8	0.2	0.8	16	0.6	13
ODT1	25	14.7	368	1.3	0.1	0.0	0	0.0	0
ODT2	19	14.9	283	1.3	0.1	0.0	0	0.0	0
61	21	95.1	1,997	7.3	0.5	0.2	5	1.7	36
62	21	89.0	1,870	6.6	0.5	0.9	18	1.1	24
63	21	16.7	350	2.1	0.1	0.4	9	1.2	25
490	20	10.7	214	1.1	0.1	0.3	5	0.4	7
		<b>646.3</b>	<b>13,209</b>	<b>52.5</b>	<b>3.9</b>	<b>6.6</b>	<b>135</b>	<b>10.2</b>	<b>208</b>

### Paratransit Routes

Route	Days	Passengers				Wheel-chairs	
		Daily	Total	Per Rev Hour	Per Rev Mile	Daily	Total
DR - CC	20	7.1	142	1.5	0.3	0.0	0
PT1	22	9.4	207	1.4	0.1	1.3	29
PT2	21	11.4	240	1.4	0.1	1.0	21
PT3	15	9.7	146	1.4	0.1	0.9	13
PT4	12	9.4	113	1.3	0.1	0.4	5
PT5	21	10.3	217	1.4	0.1	2.6	54
PT6	0	0.0	0	0.0	0.0	0.0	0
PT7	0	0.0	0	0.0	0.0	0.0	0
PT8	0	0.0	0	0.0	0.0	0.0	0
		<b>57.4</b>	<b>1,065</b>	<b>8.5</b>	<b>0.8</b>	<b>6.2</b>	<b>122</b>

### Weekday Service Totals

	Passengers				Wheel-chairs		Bikes	
	Daily	Total	Per Rev Hour	Per Rev Mile	Daily	Total	Daily	Total
Paratransit	57.4	1,065	8.5	0.8	6.2	122	0.0	0
Fixed Route	646.3	13,209	52.5	3.9	6.6	135	10.2	208
<b>Grand Total</b>		<b>14,274.0</b>				<b>257.0</b>		<b>208.0</b>

### Fixed Routes

10-1, 10-2, 20, 30: Fayetteville  
 61, 62, 63: Springdale  
 ODT1, ODT2: Rogers  
 11: Bentonville  
 490: I49 Commuter Express

### Paratransit Routes

DR - CC: Demand Response Route in Carroll County  
 PT1 - PT8: ADA Paratransit / Demand Response Routes

# Rogers On Demand Transit Summary

January 2022

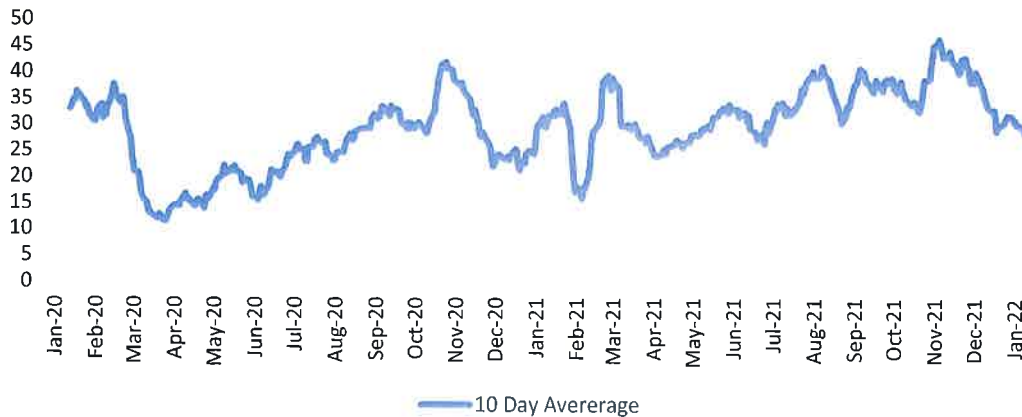
Weekdays	Passengers	Passengers per Hour
1/3/2022	27	1.1
1/4/2022	35	1.5
1/5/2022	31	1.3
1/6/2022	23	1.0
1/7/2022	40	1.3
1/10/2022	36	1.5
1/11/2022	27	1.1
1/12/2022	30	1.3
1/13/2022	34	1.4
1/14/2022	37	1.2
1/17/2022	26	0.7
1/18/2022	32	1.4
1/19/2022	24	1.0
1/20/2022	25	1.1
1/21/2022	31	1.0
1/24/2022	34	2.1
1/25/2022	24	1.0
1/26/2022	30	1.3
1/27/2022	29	1.2
1/28/2022	27	0.9
1/31/2022	23	1.0
<b>Total</b>	<b>625</b>	<b>1.2</b>

Saturdays	Passengers	Passengers per Hour
1/8/2022	3	0.5
1/15/2022	7	0.6
1/22/2022	6	0.3
1/29/2022	10	0.8
<b>Total</b>	<b>26</b>	<b>0.5</b>

Top 10 Bus Stop Activity Locations	
Bus Stop	Serviced *
[R230] NWACC Burns Hall	128
[R154] Walmart Supercenter at 21st	77
[R231] Frisco Station Mall	49
[R242] 8th at Town & Country	43
[R235] Easy St at Doubletree Apts	37
[R209] 46th & Locust (Northbound)	24
[R165] Poplar & 15th	18
[R188] Mercy Hospital	16
[R104] 8th & Poplar (Southbound)	15
[R238] 8th St at Easy St	14

\* - Number of passenger pickups and/or dropoffs

## On Demand Transit Daily Passengers



# ORT Ridership Summary

Boardings	Jan-21	Feb-21	Mar-21	Apr-21	May-21	Jun-21	Jul-21	Aug-21	Sep-21	Oct-21	Nov-21	Dec-21	Total
<b>Total System</b>													
Fixed Route	13,209												13,209
ADA Paratransit	787												787
Demand Response	278												278
<b>Total Passengers</b>	<b>14,274</b>												<b>14,274</b>
<b>Fayetteville</b>													
Fixed Route	7,652												7,652
ADA Paratransit	218												218
Demand Response	33												33
<b>Total Passengers</b>	<b>7,903</b>												<b>7,903</b>
<b>Springdale</b>													
Fixed Route	4,270												4,270
ADA Paratransit	257												257
Demand Response	38												38
<b>Total Passengers</b>	<b>4,565</b>												<b>4,565</b>
<b>Rogers</b>													
Fixed Route	705												705
ADA Paratransit	169												169
Demand Response	29												29
<b>Total Passengers</b>	<b>903</b>												<b>903</b>
<b>Bentonville</b>													
Fixed Route	582												582
ADA Paratransit	132												132
Demand Response	33												33
<b>Total Passengers</b>	<b>747</b>												<b>747</b>
<b>Other Areas</b>													
Fixed Route	0	0	0	0	0	0	0	0	0	0	0	0	0
ADA Paratransit	11	0	0	0	0	0	0	0	0	0	0	0	11
Demand Response	145												145
<b>Total Passengers</b>	<b>156</b>												<b>156</b>

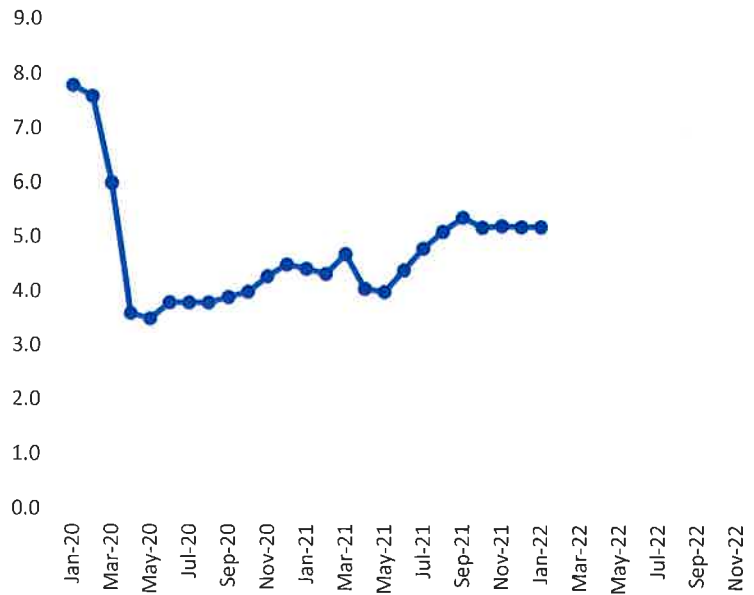
## ORT Ridership Totals



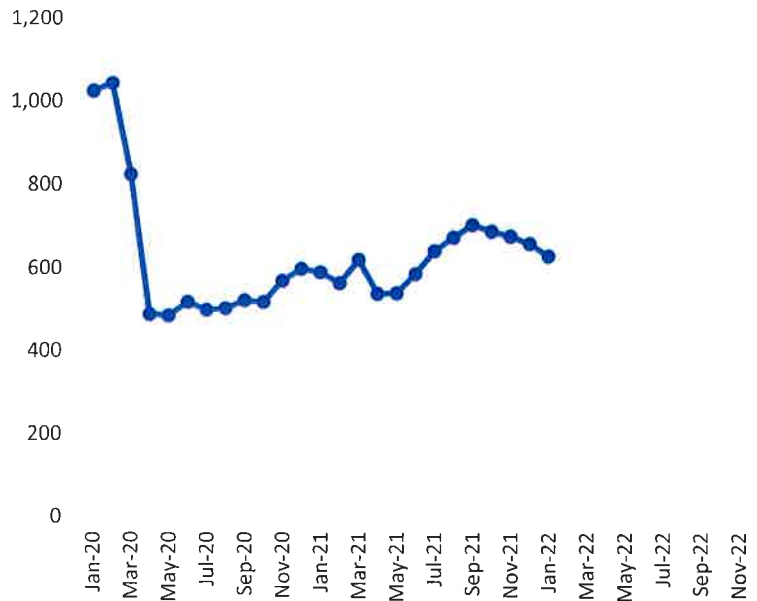
## ORT Fixed Route Ridership Trends - January 2020 to Present

Month	Passengers per Revenue Hour	Daily Passengers
Jan-20	7.8	1,025
Feb-20	7.6	1,043
Mar-20	6.0	824
Apr-20	3.6	488
May-20	3.5	485
Jun-20	3.8	518
Jul-20	3.8	499
Aug-20	3.8	503
Sep-20	3.9	522
Oct-20	4.0	518
Nov-20	4.3	569
Dec-20	4.5	598
Jan-21	4.4	590
Feb-21	4.3	564
Mar-21	4.7	621
Apr-21	4.1	538
May-21	4.0	540
Jun-21	4.4	586
Jul-21	4.8	642
Aug-21	5.1	674
Sep-21	5.4	704
Oct-21	5.2	689
Nov-21	5.2	677
Dec-21	5.2	659
Jan-22	5.2	629
Feb-22		
Mar-22		
Apr-22		
May-22		
Jun-22		
Jul-22		
Aug-22		
Sep-22		
Oct-22		
Nov-22		
Dec-22		

### Passengers per Revenue Hour



### Daily Passengers









City of Springdale Fixed Routes

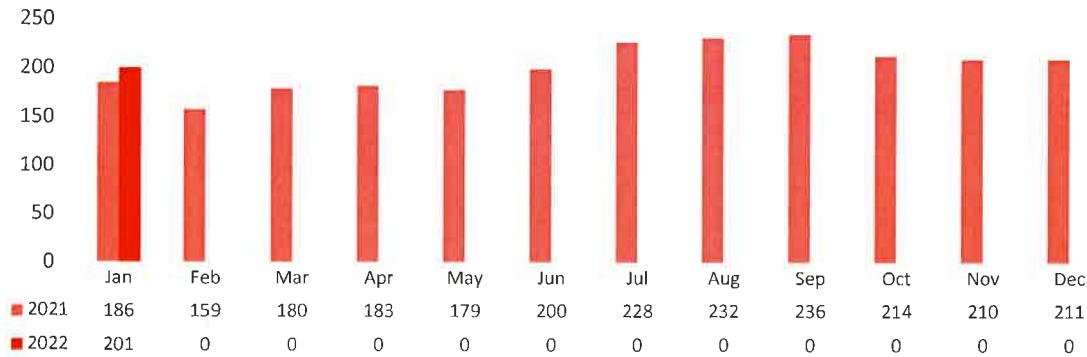
January 2022

Route	Days		Passengers			Revenue Hours			Passengers per Hour	
	Jan	2022	Daily	Jan	2022	Daily	Jan	2022	Jan	2022
61	21	21	95	1,997	1,997	13.0	273	273	7.3	7.3
62	21	21	89	1,870	1,870	13.6	285	285	6.6	6.6
63	21	21	17	350	350	8.0	168	168	2.1	2.1
<b>Total</b>			<b>201</b>	<b>4,217</b>	<b>4,217</b>	<b>34.6</b>	<b>726</b>	<b>726</b>	<b>16.0</b>	<b>16.0</b>

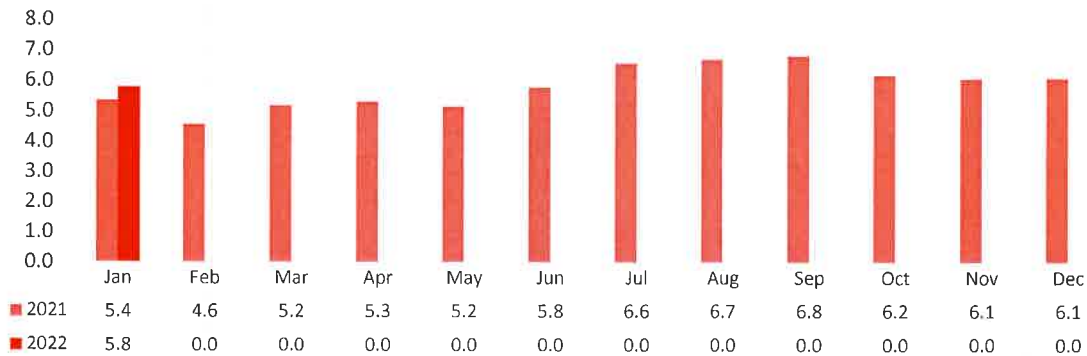
Average Daily Passengers



City Routes Daily Passengers



City Routes Passengers per Revenue Hour



City of Rogers Fixed Routes

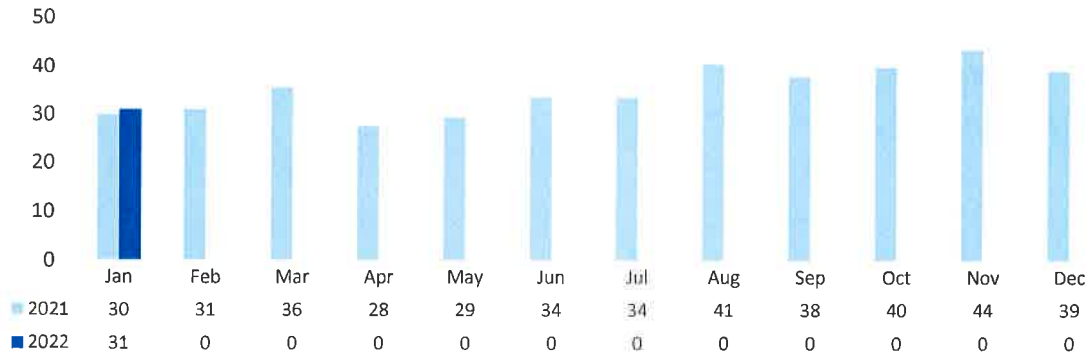
January 2022

Route	Days		Passengers			Revenue Hours			Passengers per Hour	
	Jan	2022	Daily	Jan	2022	Daily	Jan	2022	Jan	2022
ODT1	25	25	15	368	368	11.1	277	277	1.3	1.3
ODT2	19	19	15	283	283	11.3	215	215	1.3	1.3
<b>Total</b>				<b>651</b>	<b>651</b>		<b>492</b>	<b>492</b>	<b>2.6</b>	<b>2.6</b>

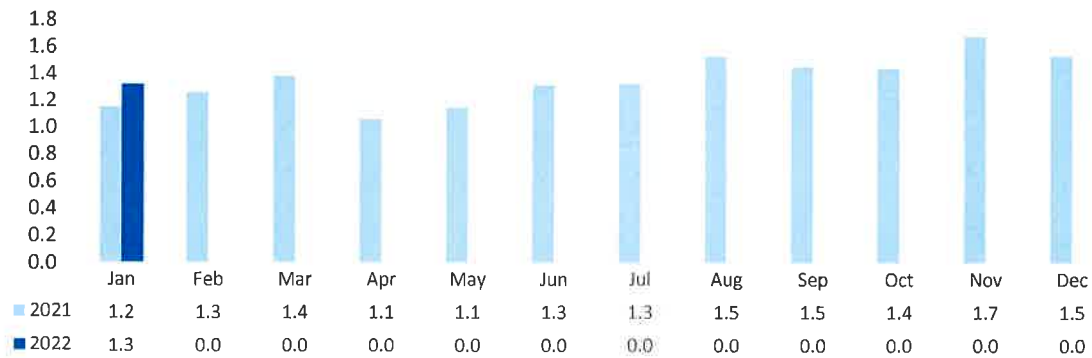
Average Daily Passengers



City Routes Daily Passengers



City Routes Passengers per Revenue Hour





**490 Express Route**

*January 2022*

Route	Days		Passengers			Revenue Hours			Passengers per Hour	
	Jan	2022	Daily	Jan	2022	Daily	Jan	2022	Jan	2022
490	20	20	11	214	214	9.9	198	198	1.1	1.1
<b>Total</b>			<b>11</b>	<b>214</b>	<b>214</b>	<b>10</b>	<b>198</b>	<b>198</b>	<b>1.1</b>	<b>1.1</b>

**Average Daily Passengers**



**Passenger Boardings by City**  
YTD through January

Benton County	2022				2021			
	Fixed Route	ADA Paratransit	Demand Response	Total	Fixed Route	ADA Paratransit	Demand Response	Total
Avoca	0	0	0	0	0	0	0	0
Bella Vista	0	0	0	0	0	0	0	0
Benton County	0	0	0	0	0	0	2	2
Bentonville	582	132	33	747	739	139	40	918
Bethel Heights	0	0	0	0	0	0	0	0
Cave Springs	0	0	0	0	0	0	0	0
Centerton	0	0	1	1	0	0	0	0
Garfield	0	0	0	0	0	0	0	0
Gravette	0	0	0	0	0	0	0	0
Little Flock	0	0	0	0	0	0	0	0
Lowell	0	11	1	12	0	0	9	9
Pea Ridge	0	0	1	1	0	0	1	1
Rogers	705	169	29	903	631	169	36	836
Siloam Springs	0	0	0	0	0	0	0	0
<b>Total</b>	<b>1,287</b>	<b>312</b>	<b>65</b>	<b>1,664</b>	<b>1,370</b>	<b>308</b>	<b>88</b>	<b>1,766</b>

Washington County	2022				2021			
	Fixed Route	ADA Paratransit	Demand Response	Total	Fixed Route	ADA Paratransit	Demand Response	Total
Elkins	0	0	0	0	0	0	0	0
Farmington	0	0	0	0	0	0	2	2
Fayetteville	7,652	218	33	7,903	6,681	165	44	6,890
Goshen	0	0	0	0	0	0	0	0
Greenland	0	0	0	0	0	0	0	0
Johnson	0	0	0	0	0	0	0	0
Lincoln	0	0	0	0	0	0	0	0
Prairie Grove	0	0	0	0	0	0	0	0
Springdale	4,270	257	38	4,565	3,750	287	28	4,065
Washington County	0	0	0	0	0	0	0	0
West Fork	0	0	0	0	0	0	0	0
<b>Total</b>	<b>11,922</b>	<b>475</b>	<b>71</b>	<b>12,468</b>	<b>10,431</b>	<b>452</b>	<b>74</b>	<b>10,957</b>

Carroll County	2022				2021			
	Fixed Route	ADA Paratransit	Demand Response	Total	Fixed Route	ADA Paratransit	Demand Response	Total
Berryville	0	0	138	138	0	0	140	140
Carroll County	0	0	3	3	0	0	20	20
Eureka Springs	0	0	1	1	0	0	0	0
Green Forest	0	0	0	0	0	0	1	1
<b>Total</b>	<b>0</b>	<b>0</b>	<b>142</b>	<b>142</b>	<b>0</b>	<b>0</b>	<b>161</b>	<b>161</b>

Madison County	2022				2021			
	Fixed Route	ADA Paratransit	Demand Response	Total	Fixed Route	ADA Paratransit	Demand Response	Total
Huntsville	0	0	0	0	0	0	0	0
Madison County	0	0	0	0	0	0	0	0
<b>Total</b>	<b>0</b>	<b>0</b>	<b>0</b>	<b>0</b>	<b>0</b>	<b>0</b>	<b>0</b>	<b>0</b>

Grand Total	2022				2021			
	Fixed Route	ADA Paratransit	Demand Response	Total	Fixed Route	ADA Paratransit	Demand Response	Total
<b>Grand Total</b>	<b>13,209</b>	<b>787</b>	<b>278</b>	<b>14,274</b>	<b>11,801</b>	<b>760</b>	<b>323</b>	<b>12,884</b>