



City of Farmington
354 W. Main Street
P.O. Box 150
Farmington, AR 72730
479-267-3865
479-267-3805 (fax)

CITY COUNCIL AGENDA

May 9, 2022

A regular meeting of the Farmington City Council will be held on
Monday, May 9, 2022, 6:00 p.m.
City Hall
354 W. Main Street, Farmington, Arkansas.

1. Call to Order – Mayor Ernie Penn
2. Roll Call – City Clerk Kelly Penn
3. Pledge of Allegiance
4. Comments from Citizens – the Council will hear brief comments at this time from citizens. No action will be taken. All comments will be taken under advisement.
5. Approval of the minutes - April 11, 2022, City Council Minutes
6. Financial Reports
7. Entertain a motion to read all ordinances and resolutions by title only.
8. Proclamations, special announcements, committee/commission/council appointments.
9. Committee Reports
 - a. Street Committee
 - b. Community Development Committee
 - c. Park & Recreation Committee
10. Items to be removed from City of Farmington Inventory –

NEW BUSINESS

11. Request approval of the School Resource Officer contract with Farmington School District.
12. Resolution No. 2022-09 A resolution in support of an application for the TAP Grant.
13. Resolution No. 2022-10 A resolution setting a public hearing to discuss the right of way vacation at 175 West Vine Street, Farmington, AR.

INFORMATIONAL ITEMS:

- A. City Business Manager Report
- B. Court Clerk Monthly Distribution Report
- C. Fire Department Report
- D. Police Department Report
- E. Building/Public Works Report
- F. Library Report
- G. Sports & Recreation Report
- H. Planning Commission Minutes
- I. Ozark Regional Transit

MINUTES

Minutes of the Regular Farmington City Council Meeting April 11th, 2022

Due to the Covid 19 pandemic, a state of emergency was declared by Arkansas Governor Asa Hutchinson, in order to comply to social distancing requirements this meeting was also held virtually using the Zoom Meeting system. Mayor Penn, City Clerk Penn, City Business Manager McCarville, City Attorney Tennant were physically at City Hall. The regular meeting of the City Council scheduled for Monday, April 11th, 2022, was called to order at 6:00 pm by Mayor Ernie Penn. City Clerk Kelly Penn called the roll and the following Council Members answered to their names: Sherry Mathews, Hunter Carnahan, Keith Lipford, Linda Bell, Brenda Cunningham, Bobby Morgan. Diane Bryant and Shelly Parsley.

Comments from Citizens.

Mayor Penn asked if there was anyone who wished to comment at this time. Jill Toring , 306 Claybrook - commented that the ballpark lights are on for long periods of time, even when it's raining, and that seemed wasteful. Mayor Penn responded that the Parks Director had them set on timers and they can be turned on and off from her phone.

Approval of the minutes for the March 14th, 2022, Regular Meeting.

On the motion of Council Member Bryant, a second by Council Member Parsley and by the consent of all Council Members present after a roll call vote, the minutes were approved as presented by a vote of 8-0.

Financial Reports.

Mayor Penn presented the financial reports to the City Council. City sales tax increased 27.4 % and State sales tax increased 18.6%.

Entertain a motion to read all Ordinances and Resolutions by title only.

On the motion of Council Member Bryant and a second by Council Member Morgan and by the consent of all Council Members present after a roll call vote, the motion to read all Ordinances and Resolutions by title only was approved 8-0.

Proclamations, Special Announcements, Committee/Commission Appointments. Committee Reports -None.

Committee Reports.

Street Committee – No meeting was held.

Parks & Recreation Committee – No meeting was held.

Community Development Committee – Minutes from March 31st, 2022, meeting included in the agenda packet.

Items to be removed from City of Farmington Inventory –None.

Old Business – None.

New Business

Ordinance No. 2022-07 An Ordinance Redistricting City Wards

Mayor Penn called for public comments on zoom or in council chambers, there were none. Council Member Bell made a motion to suspend the rule requiring the reading of an ordinance in full on 3 different dates be suspended and for Ordinance 2022-07 be read 1 time by title only, it was seconded by Council Member Morgan and after a roll call vote, the motion was approved 8-0. City Attorney Tennant read Ordinance 2022-07 by title only. Mayor Penn asked Shall the ordinance pass? After a roll call vote the motion passed 8-0. A motion to pass Ordinance 2022-07 with an Emergency Clause was made by Council Member Carnahan and seconded by Council Member Lipford, after a roll call vote the motion passed 8-0.

Request approval of city cost for the State Aid Project for overlay of Southwind's & Jim Brooks Roads.

A motion to request approval of \$38,738.90 for the city's share of the cost for the State Aid Project for the overlay of Southwind's and Jim Brooks Road was made by Council Member Bryant and seconded by Council Member Lipford and after a roll call vote the motion passed 8-0.

There being no further business to come before the council and on the motion of Council Member Bryant and seconded by Council Member Morgan and by the consent of all members present, the meeting adjourned at 6:13pm until the next regularly scheduled meeting to be held Monday, May 9th, 2022 in the City Council Chambers at City Hall, located at 354 West Main Street, Farmington, Arkansas.

Approved;

Mayor Ernie Penn

Attest; _____

City Clerk Kelly Penn

Financial

MONTH	CITY SALES TAX		STATE SALES TAX		STATE SALES TAX	
	2021	2022	2021	2022		
JANUARY	\$ 176,605.15	\$ 253,791.83	\$ 118,422.94	\$ 149,600.30		
FEBRUARY	\$ 191,113.19	\$ 268,481.85	\$ 132,077.29	\$ 160,478.16		
MARCH	\$ 173,156.53	\$ 220,557.24	\$ 116,243.77	\$ 137,886.58		
APRIL	\$ 159,711.77	\$ 204,221.59	\$ 103,435.79	\$ 132,413.09		
MAY	\$ 212,317.86		\$ 145,997.63			
JUNE	\$ 195,552.42		\$ 133,392.16			
JULY	\$ 203,173.25		\$ 133,013.22			
AUGUST	\$ 207,265.88		\$ 130,850.39			
SEPTEMBER	\$ 239,117.11		\$ 136,498.27			
OCTOBER	\$ 225,821.18		\$ 146,632.25			
NOVEMBER	\$ 247,429.21		\$ 145,564.50			
DECEMBER	\$ 233,116.01		\$ 141,427.84			
Monthly Comparison -April 2021/April 2022		\$ 44,509.82	Increase (Decrease)	\$ 73,487.12		\$ 28,977.30
YTD comparison		Increase for 2022 over 2021 YTD - City Sales Tax		\$ 246,465.87	Increase for 2022 over 2021 YTD - State Sales Tax	\$ 110,198.34
Total Actual Income vs 2022 Budgeted Income	County Wide Sales Tax	City Sales Tax	Total Sales Tax Increase YTD 2022			
Budget 2022	\$1,444,984.82	\$2,100,000.00		\$		356,664.21
Actual 2022 (thru April)	\$580,378.13	\$947,052.51				

5/3/2022

GENERAL FUND

8:22 AM

Statement of Revenue and Expenditures

	Year-To-Date	Annual Budget	Jan 2022
	Jan 2022	Jan 2022	Dec 2022
	Apr 2022	Dec 2022	Percent of
	Actual		Budget
Revenue & Expenditures			
GENERAL REVENUES			
Revenue			
ACCIDENT REPORT REVENUES	612.70	1,500.00	40.85%
ACT 833	0.00	20,000.00	0.00%
ALCOHOL SALES TAX	1,863.94	4,000.00	46.60%
ANIMAL CONTROL REVENUES	747.95	2,500.00	29.92%
BUILDING INSPECTION FEES	163,030.16	175,000.00	93.16%
BUSINESS LICENSES	5,141.50	6,000.00	85.69%
CITY COURT FINES	45,484.68	120,000.00	37.90%
CITY SALES TAX REVENUES	947,052.51	2,100,000.00	45.10%
COUNTY TURNBACK	118,460.85	475,000.00	24.94%
DEVELOPMENT FEES	18,940.34	20,000.00	94.70%
FRANCHISE FEES	206,267.13	375,000.00	55.00%
GARAGE SALE PERMITS	192.10	2,000.00	9.61%
GRANTS	77,619.05	0.00	0.00%
INTEREST REVENUES	1,785.45	20,000.00	8.93%
MISCELLANEOUS REVENUES	11,090.80	0.00	0.00%
Off Duty Police Reimbursement	716.60	4,000.00	17.92%
PARK RENTAL	2,259.26	5,000.00	45.19%
PAYMENT IN LIEU OF	34,200.00	125,000.00	27.36%
SALES TAX - OTHER	580,378.13	1,444,984.82	40.16%
SPORTS COMPLEX FEES	37,644.14	35,000.00	107.55%
SRO REIMBURSEMENT REVENUES	39,414.66	100,000.00	39.41%
STATE TURNBACK	36,826.71	95,000.00	38.76%
Revenue	\$2,329,728.66	\$5,129,984.82	

5/3/2022

GENERAL FUND

8:22 AM

Statement of Revenue and Expenditures

	Year-to-Date	Annual Budget	Jan 2022
	Jan 2022	Jan 2022	Dec 2022
	Apr 2022	Dec 2022	Percent of
	Actual		Budget
ADMINISTRATIVE DEPT			
Expenses			
ADDITIONAL SERVICES EXPENSE	114,998.13	190,000.00	60.53%
ADVERTISING EXPENSE	1,234.88	6,000.00	20.58%
BANK CHARGE	754.18	0.00	0.00%
BUILDING MAINT & CLEANING	14,937.88	35,000.00	42.68%
CREDIT CARD FEE EXPENSE	0.00	1,000.00	0.00%
ELECTION EXPENSES	0.00	5,000.00	0.00%
ENGINEERING FEES	44,040.89	200,000.00	22.02%
INSURANCES EXPENSE	0.00	75,000.00	0.00%
LEGAL FEES	3,801.80	10,000.00	38.02%
MATERIALS & SUPPLIES EXPENSE	6,347.36	17,000.00	37.34%
MISCELLANEOUS EXPENSE	4,093.41	2,000.00	204.67%
NEW EQUIPMENT PURCHASE	0.00	25,000.00	0.00%
PAYROLL EXP - CITY ATTRNY	21,743.20	65,000.00	33.45%
PAYROLL EXP - ELECTED OFFICIAL	45,018.31	132,000.00	34.10%
PAYROLL EXP - REGULAR	74,483.79	243,000.00	30.65%
PLANNING COMMISSION	6,264.20	21,000.00	29.83%
POSTAGE EXPENSE	44.95	2,000.00	2.25%
PROFESSIONAL SERVICES	219.50	10,000.00	2.20%
REPAIR & MAINT - BUILDING	0.00	2,500.00	0.00%
REPAIR & MAINT - OFFICE EQUIP	1,524.20	4,000.00	38.11%
SERVICE CHARGES	0.00	1,000.00	0.00%
TECHNICAL SUPPORT	16,479.56	40,000.00	41.20%
TELECOMMUNICATION EXPENSES	2,149.92	12,000.00	17.92%
TRAVEL, TRAINING & MEETINGS	3,085.50	20,000.00	15.43%
UTILITIES EXPENSES	27,788.58	70,000.00	39.70%
Expenses	\$389,010.24	\$1,188,500.00	

5/3/2022

GENERAL FUND

8:22 AM

Statement of Revenue and Expenditures

	Year-To-Date	Annual Budget	Jan 2022
	Jan 2022	Jan 2022	Dec 2022
	Apr 2022	Dec 2022	Percent of
	Actual		Budget
ANIMAL CONTROL DEPT			
Expenses			
FUEL EXPENSES	417.17	2,000.00	20.86%
MATERIALS & SUPPLIES EXPENSE	0.00	1,100.00	0.00%
PAYROLL EXP - REGULAR	20,531.29	67,000.00	30.64%
PROFESSIONAL SERVICES	2,850.00	15,000.00	19.00%
REPAIR & MAINT - AUTOMOBILES	39.55	1,500.00	2.64%
REPAIR & MAINT - EQUIPMENT	0.00	500.00	0.00%
TRAVEL, TRAINING & MEETINGS	0.00	500.00	0.00%
UNIFORMS/GEAR EXPENSE	0.00	500.00	0.00%
Expenses	\$23,838.01	\$88,100.00	

5/3/2022

GENERAL FUND

8:22 AM

Statement of Revenue and Expenditures

	Year-to-Date	Annual Budget	Jan 2022
	Jan 2022	Jan 2022	Dec 2022
	Apr 2022	Dec 2022	Percent of
	Actual		Budget
BUILDING PERMIT DEPT			
Expenses			
FUEL EXPENSES	1,238.39	6,000.00	20.64%
PAYROLL EXP - REGULAR	47,432.24	159,800.00	29.68%
REPAIR & MAINT - AUTOMOBILES	77.13	2,000.00	3.86%
TRAVEL, TRAINING & MEETINGS	2,627.08	5,000.00	52.54%
UNIFORMS/GEAR EXPENSE	0.00	1,000.00	0.00%
Expenses	\$51,374.84	\$173,800.00	

5/3/2022

GENERAL FUND

8:22 AM

Statement of Revenue and Expenditures

	Year-To-Date	Annual Budget	Jan 2022
	Jan 2022	Jan 2022	Dec 2022
	Apr 2022	Dec 2022	Percent of
	Actual		Budget
FIRE DEPT			
Expenses			
ADVERTISING EXPENSE	0.00	1,000.00	0.00%
FUEL EXPENSES	2,988.00	7,800.00	38.31%
HAZMAT EXPENSES	2,270.12	2,400.00	94.59%
MATERIALS & SUPPLIES EXPENSE	2,158.20	9,500.00	22.72%
MISCELLANEOUS EXPENSE	0.00	500.00	0.00%
NEW EQUIPMENT PURCHASE	0.00	65,000.00	0.00%
PAYROLL EXP - REGULAR	268,960.63	880,350.00	30.55%
PROFESSIONAL SERVICES	4,631.00	5,000.00	92.62%
REPAIR & MAINT - BUILDING	83,678.66	18,200.00	459.77%
REPAIR & MAINT - EQUIPMENT	1,606.84	10,000.00	16.07%
REPAIR & MAINT - TRUCK	3,193.96	10,500.00	30.42%
TRAVEL, TRAINING & MEETINGS	3,665.69	18,000.00	20.36%
UNIFORMS/GEAR EXPENSE	13,265.08	15,700.00	84.49%
Expenses	\$386,418.18	\$1,043,950.00	

5/3/2022

GENERAL FUND

8:22 AM

Statement of Revenue and Expenditures

	Year-To-Date	Annual Budget	Jan 2022
	Jan 2022	Jan 2022	Dec 2022
	Apr 2022	Dec 2022	Percent of
	Actual		Budget
LAW ENFORCE - COURT			
Expenses			
MATERIALS & SUPPLIES EXPENSE	395.26	3,000.00	13.18%
MISCELLANEOUS EXPENSE	0.00	400.00	0.00%
NEW EQUIPMENT PURCHASE	0.00	3,000.00	0.00%
PAYROLL EXP - REGULAR	24,476.46	89,726.99	27.28%
POSTAGE EXPENSE	29.52	1,800.00	1.64%
PROSECUTING ATTORNEY	6,000.00	18,000.00	33.33%
REPAIR & MAINT - OFFICE EQUIP	0.00	500.00	0.00%
SPECIAL COURT COSTS	0.00	7,500.00	0.00%
TRAVEL, TRAINING & MEETINGS	150.00	6,000.00	2.50%
Expenses	\$31,051.24	\$129,926.99	

5/3/2022

GENERAL FUND

8:22 AM

Statement of Revenue and Expenditures

	Year-To-Date	Annual Budget	Jan 2022
	Jan 2022	Jan 2022	Dec 2022
	Apr 2022	Dec 2022	Percent of
	Actual		Budget
LAW ENFORCE - POLICE			
Expenses			
ADVERTISING EXPENSE	0.00	100.00	0.00%
BREATHALYZER EXPENSES	196.35	700.00	28.05%
DRUG TASK FORCE	1,500.00	2,000.00	75.00%
FUEL EXPENSES	11,021.74	65,000.00	16.96%
MATERIALS & SUPPLIES EXPENSE	8,739.79	60,000.00	14.57%
MISCELLANEOUS EXPENSE	0.00	500.00	0.00%
NEW EQUIPMENT PURCHASE	0.00	81,000.00	0.00%
Off Duty Police Pay	0.00	4,000.00	0.00%
PAYROLL EXP - REGULAR	438,094.40	1,552,930.00	28.21%
PAYROLL EXP - SRO	45,016.07	160,930.00	27.97%
REPAIR & MAINT - AUTOMOBILES	9,448.65	25,000.00	37.79%
REPAIR & MAINT - EQUIPMENT	0.00	3,000.00	0.00%
TRAVEL, TRAINING & MEETINGS	1,408.00	7,000.00	20.11%
UNIFORMS/GEAR EXPENSE	4,959.56	15,000.00	33.06%
Expenses	\$520,384.56	\$1,977,160.00	

5/3/2022

GENERAL FUND

8:22 AM

Statement of Revenue and Expenditures

	<u>Year-To-Date</u>	<u>Annual Budget</u>	<u>Jan 2022</u>
	<u>Jan 2022</u>	<u>Jan 2022</u>	<u>Dec 2022</u>
	<u>Apr 2022</u>	<u>Dec 2022</u>	<u>Percent of</u>
	<u>Actual</u>		<u>Budget</u>
LIBRARY			
Expenses			
LIBRARY TRANSFER	57,000.00	57,000.00	100.00%
Expenses	\$57,000.00	\$57,000.00	

5/3/2022

GENERAL FUND

8:22 AM

Statement of Revenue and Expenditures

	Year-To-Date	Annual Budget	Jan 2022
	Jan 2022	Jan 2022	Dec 2022
	Apr 2022	Dec 2022	Percent of
	Actual		Budget
PARKS DEPT			
Expenses			
CAPITAL IMPROVEMENT	0.00	125,000.00	0.00%
ENGINEERING FEES	0.00	25,000.00	0.00%
MATERIALS & SUPPLIES EXPENSE	1,269.92	10,000.00	12.70%
MISCELLANEOUS EXPENSE	75.00	0.00	0.00%
NEW EQUIPMENT PURCHASE	0.00	20,000.00	0.00%
PAYROLL EXP - REGULAR	57,512.72	182,297.83	31.55%
PROFESSIONAL SERVICES	0.00	2,500.00	0.00%
REPAIR & MAINT - BUILDING	606.95	0.00	0.00%
REPAIR & MAINT - EQUIPMENT	2,026.85	3,000.00	67.56%
SPORTS PARK MATERIALS	7,552.95	25,000.00	30.21%
SPORTS PARK NEW EQUIP	0.00	10,000.00	0.00%
SPORTS PARK PROF SERV	23,923.22	45,000.00	53.16%
SPORTS PARK REPAIR/MAINT	125.00	2,500.00	5.00%
SPORTS PARK UNIFORMS	0.00	250.00	0.00%
SPORTS PARK UTILITIES	3,619.24	15,000.00	24.13%
UNIFORMS/GEAR EXPENSE	0.00	1,000.00	0.00%
UTILITIES EXPENSES	3,347.98	5,000.00	66.96%
Expenses	\$100,059.83	\$471,547.83	

LIBRARY FUND
Statement of Revenue and Expenditures

	Current Period Jan 2022 Apr 2022 Actual	Annual Budget Jan 2022 Dec 2022	Jan 2022 Dec 2022 Percent of Budget
Revenue & Expenditures			
Revenue			
Donations	515.00	0.00	0.00%
FINES & COSTS	25.00	0.00	0.00%
FINES/LOST ITEMS	1,034.55	2,000.00	51.73%
INTEREST REVENUES	11.08	0.00	0.00%
TRANS FROM GENERAL FUND	57,000.00	57,000.00	100.00%
WASHINGTON CO LIBRARY	82,996.00	216,994.00	38.25%
Revenue	\$141,581.63	\$275,994.00	
Expenses			
ADVERTISING EXPENSE	119.99	1,000.00	12.00%
BOOKS AND MEDIA	16,051.37	32,000.00	50.16%
BUILDING MAINT & CLEANING		4,800.00	0.00%
GRANT EXPENSE	3,054.24	0.00	0.00%
MATERIALS & SUPPLIES EXPENSE	15,439.58	14,694.00	105.07%
MISCELLANEOUS EXPENSE		500.00	0.00%
NEW EQUIPMENT PURCHASE	2,381.56	7,000.00	34.02%
PAYROLL EXP - REGULAR	58,299.88	200,700.00	29.05%
POSTAGE EXPENSE		300.00	0.00%
PROGRAMS EXPENSE	500.00	4,000.00	12.50%
REPAIR & MAINT - BUILDING	749.89	0.00	0.00%
TECHNICAL SUPPORT	3,814.00	7,000.00	54.49%
TRAVEL, TRAINING & MEETINGS	370.00	1,000.00	37.00%
UTILITIES EXPENSES	908.93	3,000.00	30.30%
Expenses	\$101,689.44	\$275,994.00	

STREET FUND
Statement of Revenue and Expenditures

	Year-To-Date Jan 2022 Apr 2022 Actual	Annual Budget Jan 2022 Dec 2022	Jan 2022 Dec 2022 Percent of Budget
Revenue & Expenditures			
Revenue			
GRANTS	24,400.00	0.00	0.00%
INTEREST REVENUES	79.63	1,000.00	7.96%
MISCELLANEOUS REVENUES	0.00	100.00	0.00%
STREET COUNTY TURNBACK	13,014.98	45,000.00	28.92%
STREET STATE TURNBACK	208,256.94	450,000.00	46.28%
TRANSFER INCOME	0.00	389,342.02	0.00%
Revenue	\$245,751.55	\$885,442.02	
Expenses			
ADVERTISING EXPENSE	0.00	1,000.00	0.00%
ENGINEERING FEES	4,540.08	30,000.00	15.13%
FUEL EXPENSES	1,932.24	12,500.00	15.46%
MATERIALS & SUPPLIES EXPENSE	7,358.31	15,000.00	49.06%
MISCELLANEOUS EXPENSE	0.00	500.00	0.00%
NEW EQUIPMENT PURCHASE	0.00	125,000.00	0.00%
PAYROLL EXP - REGULAR	64,129.24	219,342.02	29.24%
PROFESSIONAL SERVICES	1,450.00	2,000.00	72.50%
REPAIR & MAINT - BUILDING	6,872.00	2,000.00	343.60%
REPAIR & MAINT - EQUIPMENT	1,358.80	10,000.00	13.59%
STREET LIGHTS	20,671.48	150,400.00	13.74%
STREET/ROAD REPAIRS	296,574.07	300,000.00	98.86%
TRAVEL, TRAINING & MEETINGS	0.00	500.00	0.00%
UNIFORMS/GEAR EXPENSE	0.00	2,200.00	0.00%
UTILITIES EXPENSES	7,953.74	15,000.00	53.02%
Expenses	\$412,839.96	\$885,442.02	



P.O. Box 1009
Searcy, AR 72145

RECEIVED *RS*
APR 04 2022
CITY OF FARMINGTON

Statement Date
03/31/22
Account Number

Page 1 of 1
0 CYCLE-019



*****AUTO**SCH 5-DIGIT 72761
16832 0.4550 AV 0.426 50 1 36
CITY OF FARMINGTON
PO BOX 150
FARMINGTON AR 72730-0150



Monthly Statement Summary

CHECKING ACCOUNT

NEG RATE MM INV PF

ACCOUNT NUMBER

PREVIOUS STATEMENT BALANCE AS OF 02/28/22

\$3,655,692.37

PLUS 1 DEPOSITS AND OTHER CREDITS

\$1,086.69

LESS 0 CHECKS AND OTHER DEBITS

\$0.00

CURRENT STATEMENT BALANCE AS OF 03/31/22

\$3,656,779.06

NUMBER OF DAYS IN THIS STATEMENT PERIOD

31

Checking Account Transactions

Date	Description	Debits	Credits
03/31	INTEREST PAYMENT		\$1,086.69

Balance By Date

02/28 | \$3,655,692.37 03/31 | \$3,656,779.06

Payer Federal Id Number
Interest Paid Year To Date

\$3,154.03



Online Printable Version

Note: Changes on this screen are not actionable and will not be saved.

Account Portfolio as of Tuesday, 05/03/2022 08:39:55 AM

Account Display	
<input checked="" type="radio"/> Display By Account Type	<input type="radio"/> Sort By Account Number
<input type="radio"/> Display By Asset/Liability	<input checked="" type="radio"/> Sort By Account Name

Checking Accounts

Account Name	Account Number	Today's Beginning Balance	Available Balance	Collected Balance	Relationship Balance
<u>Administration of Justice</u>		\$0.00	\$0.00	\$0.00	\$0.00
<u>ARPA Fund</u>		\$645,937.62	\$645,937.62	\$645,937.62	\$0.00
<u>Catastrophic</u>		\$137,713.94	\$137,713.94	\$137,713.94	\$0.00
<u>Court Automation</u>		\$45,054.24	\$45,054.24	\$45,054.24	\$0.00
<u>Court Fines</u>		\$26,249.52	\$27,264.52	\$27,264.52	\$0.00
<u>Debt Service</u>		\$2,863.31	\$2,863.31	\$2,863.31	\$0.00
<u>General Fund Checking</u>		\$2,061,663.54	\$2,061,556.23	\$2,061,556.23	\$0.00
<u>Library Fund</u>		\$121,958.84	\$121,958.84	\$121,958.84	\$0.00
<u>Money Market</u>		\$2,211,538.79	\$2,211,538.79	\$2,211,538.79	\$0.00
<u>Payroll Account</u>		\$126,340.91	\$126,340.91	\$126,340.91	\$0.00
<u>Street Fund</u>		\$446,116.56	\$446,116.56	\$446,116.56	\$0.00
Totals		\$5,825,437.27	\$5,826,344.96	\$5,826,344.96	

This page printed on 05/03/2022 08:40:02 AM

Agenda Item 11

MEMORANDUM OF UNDERSTANDING

This Memorandum of Understanding is made and entered into on this 9th day of May, 2022, by and between the Farmington Public School District (hereinafter the "Farmington School") and the City of Farmington, Arkansas (hereinafter the "City").

WHEREAS, the Farmington School desires to employ two (2) police officers from the Farmington Police Department as School Resource Officers (hereinafter referred to as the "SRO" or "SROs") for the period prescribed herein and subject to the terms herein provided; and

WHEREAS, the City is willing to provide police officers for the Farmington School for the period prescribed herein and subject to the terms herein provided.

NOW, THEREFORE, in consideration of the premises, the mutual covenants and agreements hereinafter set forth and for other good and valuable consideration, the receipt, adequacy and sufficiency of which are hereby acknowledged, the parties hereto covenant and agree as follows:

1. Term of Employment and Compensation. The Farmington School agrees to employ two (2) City police officers for the position of SRO for a period commencing July 1, 2022 and ending June 30, 2023. The Farmington School shall reimburse the City for fifty percent (50%) of the total payroll cost of the first SRO provided by the City, including payroll and withholding deductions as required by law and such other payroll deductions, as may be determined by the City. The Farmington School shall reimburse the City for eighty percent (80%) of the total payroll cost of the second SRO provided by the City, including payroll and withholding deductions as required by law and such other payroll deductions, as may be determined by the City.
2. Position and Duties. City police officers shall fulfill the positions of School Resource Officers and shall have the duties normally attributed to those positions and as assigned to them by the Farmington School Superintendent and the Farmington Chief of Police. The SROs shall devote a substantial amount of their time, labor, skill, and attention to the performance of their duties in a manner which will faithfully and diligently further the interests of the Farmington School and its student body.
3. Policy and Procedures.

It is further understood and agreed as follows:

- a. The SROs shall be under the direct supervision of the Farmington School Superintendent and under the general supervision of the Farmington Chief of Police.
- b. Since some of the school functions are after school hours, it shall be the responsibility of the SROs to adjust their work schedule in order to attend the activities.
- c. No overtime pay or compensation time shall be authorized without prior approval from the Farmington Chief of Police.

- d. The SROs shall take their vacation during the scheduled Spring Break, or Christmas and Summer Vacations unless otherwise approved by the Farmington Chief of Police.
 - e. The SROs shall apprise the Farmington Chief of Police of any activities or problems which may arise, and which may directly or indirectly affect the SROs or their job duties.
 - f. During daytime school hours, one of the SROs may be on call to provide backup for other Farmington police officers or respond to calls if the SRO is the only one available at the time of the call.
 - g. The SROs shall dress in uniforms that are required by the Farmington Chief of Police.
 - h. The Farmington Police Department shall furnish two (2) patrol vehicles for the SROs' use in patrolling school grounds.
 - i. The SRO will complete any required training and keep a record of yearly professional development as required by the Farmington Public School District and the Farmington Police Department.
4. Entire Agreement. This contains the entire agreement and understanding among the parties hereto with respect to the subject matter hereof, and supersedes all prior and contemporaneous agreements, understandings, inducements and conditions, express or implied, oral or written, of any nature whatsoever with respect to the subject matter hereof.
 5. Amendments. This Memorandum of Understanding shall not be amended, nor shall any waiver, change, modification, consent or discharge be affected except by an instrument in writing executed by or on behalf of the party against whom enforcement of any waiver, change, modification, consent or discharge is sought.
 6. Governing Law. This Memorandum of Understanding shall be governed by, construed and enforced in accordance with the laws of the State of Arkansas.

IN WITNESS WHEREOF, the parties have executed or caused to be executed this Memorandum of Understanding as of the date first above written.

City of Farmington

Farmington Public School District

By: _____
Ernie Penn, Mayor

By: _____
Jon Laffoon, Superintendent

By: _____
Kelly Penn, City Clerk

Agenda Item 12

RESOLUTION NO. 2022-09

A RESOLUTION EXPRESSING THE WILLINGNESS OF THE CITY OF FARMINGTON TO UTILIZE FEDERAL AID TRANSPORTATION ALTERNATIVES PROGRAM (TAP) FUNDING ADMINISTERED BY NORTHWEST ARKANSAS REGIONAL PLANNING COMMISSION AND ARDOT FOR CONSTRUCTION OF THE CREEKSIDE PARK TRAIL

WHEREAS, the City of Farmington understands Federal–Aid Transportation Alternative Program Funds are available at 80% federal participation and 20% local match to construct a trail, and

WHEREAS, the City of Farmington understands the Federal-Aid Funds are available for this project on a reimbursable basis, requiring work to be accomplished and proof of payment be provided prior to reimbursement, and

WHEREAS, the City of Farmington is committed to continuing construction of connections to neighboring cities trail plans and expanding their own trail system, and

WHEREAS, the project using federal funding will be open and available for use by the general public and maintained by the City of Farmington, and

WHEREAS, the City of Farmington agrees to provide the matching funds in the amount of 20% of the cost of this trail project.

NOW, THEREFORE, BE IT RESOLVED BY THE CITY OF FARMINGTON CITY COUNCIL THAT:

SECTION I: The City of Farmington will request TAP funding for fiscal year 2023 from the Northwest Arkansas Regional Planning Commission (NWARPC) and ArDOT for the project: Creekside Trail in the amount up to \$687,790.00; with a total construction cost of \$1,182,457.00.

SECTION II: The City of Farmington Mayor is hereby authorized and directed to execute all appropriate agreements and contracts necessary to expedite the construction of the above stated project.

SECTION III: The City of Farmington will participate in accordance with its designated responsibility, including maintenance of this project.

SECTION IV: The City of Farmington pledges its full support and hereby authorizes the City of Farmington staff to cooperate with the Northwest Arkansas Regional Planning Commission and ArDot to initiate action to obtain these available funds.

PASSED AND APPROVED THIS 11th DAY OF April, 2022.

APPROVED:

By: _____
Ernie Penn, Mayor

ATTEST:

Kelly Penn, City Clerk

Agenda Item 13

RESOLUTION NO. 2022-10

A RESOLUTION SETTING A PUBLIC HEARING TO DISCUSS THE RIGHT-OF-WAY VACATION AT 175 WEST VINE STREET, FARMINGTON, AR.

WHEREAS, a petition has been filed with the City Council of the City of Farmington, Arkansas by Pop's Holdings, LLC to abandon an easement located within the corporate city limits of the City of Farmington, Arkansas; and

WHEREAS, upon the filing of the petition with the City, the City shall set a date and time for a hearing before the City Council for consideration of the petition.

NOW, THEREFORE, BE IT RESOLVED BY THE CITY COUNCIL OF THE CITY OF FARMINGTON, ARKANSAS:

1. That the City Council shall hear said petition at its regular meeting to be held at 354 West Main Street, Farmington, Arkansas on the 13th day of June 2022 at 6:00 p.m.
2. That the City Clerk is hereby directed to publish notice of the filing of said petition and said hearing for the time and in the manner prescribed by law.

PASSED AND APPROVED on this 9th day of May, 2022.

APPROVED:

By: _____
Ernie Penn, Mayor

ATTEST:

By: _____
Kelly Penn, City Clerk

Informational Items



354 W. Main Street
P.O. Box 150
Farmington, AR 72730
479-267-3865
479-267-3805 (fax)
City Business Manager Report
May 2022
City Council Meeting

- This month Isaac Navarro (11) and Bill Hellard (2), and Colby Moberly (1)) have work anniversaries, thank them for their service!
- No more Zoom meetings beginning this month. Please let your constituents know.
- We've been working with regional planning to update our portion of the regional trail plan. Once we have more information we will report to you.
- We are waiting on ArDot for permission to bid the Hwy 170 project. We are hoping to get approval soon.
- We are working with our engineer on our trail connection. We will be applying for grants beginning in June.
- Our first reporting to Treasury for the ARPA funds was completed at the end of April. This was extremely complicated. The AML provided tremendous support so that we could complete this process on time!
- Once weather cooperates we will begin the 2022 baseball/softball season.
- Repairs on the Double Springs Road Bridge were completed and the bridge is open.
- If anyone is interested in attending the AML convention in June, let LeAnn know. She will process your registration. You will be responsible for your own lodging arrangements.
- Plan to attend and observe the 5th Annual Tree Climbing Championship, sponsored by the Arkansas Urban Forestry Council. The event will take place at our own Creekside Park on May 7-8, 2022.
- We completed Arkansas Division of Workforce Services audit in April. There were no findings, no errors or adjustments to our records were required.

"The most difficult thing is the decision to act; the rest is merely tenacity"
- Amelia Earhart


WASHINGTON COUNTY DISTRICT COURT FARMINGTON DEPARTMENT MONTHLY DISTRIBUTION WORKSHEET APRIL 2022

ADMIN OF JUSTICE FUND	Check 1	Dept. of Finance and Administration	Total for Check 1	\$ 2,102.80	Chk# 2205
	Check 2	General Fund	Total for Check 2	\$ 2,223.92	Chk# 2206
	Check 3	Washington County Treasurer (Act 1256)	Total for Check 3	\$ 1,878.28	Chk# 2207
Total Checks Admin of Justice					\$6,205.00

COURT COST & FINE	Check 4	Administration of Justice Fund				
		CCCR- Court Cost-Criminal		\$ 1,435.00		
		CCDWI-Court Cost DWI		\$ 1,515.00		
		CCTR- Court Cost-Traffic		\$ 2,160.00		
		CCTRO- Court Cost-Traffic Ordinance		\$ 975.00		
		CCFTPI - Court Cost Insurance		\$ 120.00		
				Total for Check 4	Chk# 3792	\$6,205.00
	Check 5	General Fund				
		FINE- Fines Collected		\$ 6,745.00		
		WF - Warrant Fee		\$ 370.00		
	FTPFL-FTPR+60 Days Fines-Local		\$ 845.00			
	NLIFL-No Liability Ins. Fines-Local		\$ 710.00			
	FTPLOC-Fines Local		\$ 20.00			
			Total for Check 5	Chk# 3793	\$8,690.00	
Check 6	Court Automation Fund					
	CFEE-Local Court Automation		\$ 1,157.50			
			Total for Check 6	Chk# 3794	\$1,157.50	
Check 7	Department of Finance & Administration					
	CFEES - State Court Automation Fee		\$ 1,182.50			
	DVPFF - Domestic Violence Peace Fund Fee		\$ 25.00			
	DVSFF - Domestic Violence Shelter Fund Fee		\$ 50.00			
	NIFS - New Installment Fee - State		\$ 2,055.00			
			Total for Check 7	Chk# 3795	\$3,312.50	
Check 8	Arkansas State Treasury					
	MVLF- Motor Vehicle Liability Fine		\$ 82.00			
			Total for Check 8	Chk# 3796	\$82.00	
Check 9	Washington County Treasurer					
	JBAF - Jail Booking and Admin Fee		\$ 20.00			
	CJF - County Jail Fee		\$ 1,250.00			
			Total for Check 9	Chk# 3797	\$1,270.00	
Check 10	RF - Restitution Fee					
	Amanda Leigh Hoskins /Kimberly Meyer CR-19-873		\$ 25.00			
			Total for Check 10	Chk# 3798	\$25.00	

Monthly Total	\$20,742.00
Year to Date	\$80,435.37

 5-2-2022
Ernie Penn, Mayor Date

 5/2/2022
Graham Nations, District Judge Date
Kim Bentley, Chief Court Clerk Date

Fire Department



May 2022 Monthly Report for the Mayor and City Council

Information:

Farmington Fire Department taught hand only CPR at the Senior Center's and Walmart's health fairs.

Pancake Breakfast will be May 21st.

In 2021 we had 84 overlapping calls. This was 9.14% of our call volume. As of April 2022, we have had 54. This was 15.08% of our call volume. We will continue to monitor this trend and our increase in call volume. These numbers will guide the need to increase staffing in the future.

Farmington Fire Department

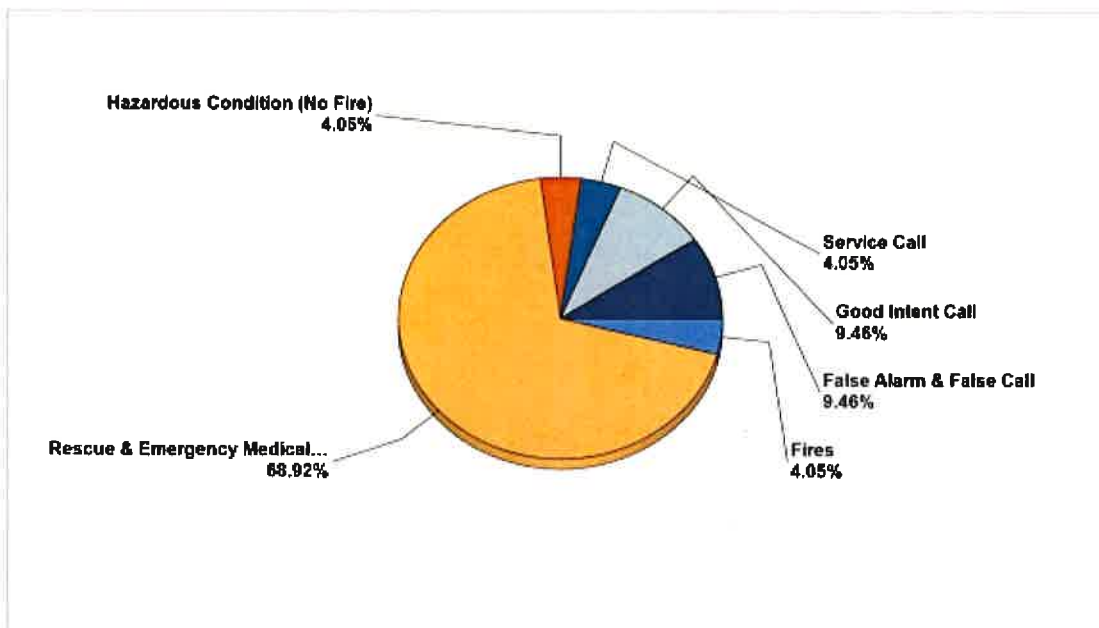
Farmington, AR

This report was generated on 5/2/2022 1:09:13 PM



Breakdown by Major Incident Types for Date Range

Zone(s): All Zones | Start Date: 04/01/2022 | End Date: 04/30/2022



MAJOR INCIDENT TYPE	# INCIDENTS	% of TOTAL
Fires	3	4.05%
Rescue & Emergency Medical Service	51	68.92%
Hazardous Condition (No Fire)	3	4.05%
Service Call	3	4.05%
Good Intent Call	7	9.46%
False Alarm & False Call	7	9.46%
TOTAL	74	100%

Fire Department



Farmington Fire Department

Farmington, AR

This report was generated on 5/2/2022 1:18:43 PM



Code Hours Summary per Training Code For Date Range

Training Code(s): All Training Codes | Start Date: 04/01/2022 | End Date: 04/30/2022

Total Training Hours By Code	
Total Hours for Training Code: Apparatus Driving Simulator	6:00
Total Hours for Training Code: Apparatus Operator: Pumper	8:30
Total Hours for Training Code: Care of Apparatus and Equipment	52:00
Total Hours for Training Code: Crew Resource Management	4:00
Total Hours for Training Code: Emergency Response Guide Book	7:00
Total Hours for Training Code: EMS - Airway Training	4:00
Total Hours for Training Code: EMS - BCLS	1:30
Total Hours for Training Code: EMS - BTLS	6:00
Total Hours for Training Code: EMS CEU'S	27:00
Total Hours for Training Code: Evaluation and Discipline	2:00
Total Hours for Training Code: Extrication Refresher Training	6:00
Total Hours for Training Code: Fire Ground Health and Safety	49:15
Total Hours for Training Code: Fire Inspections	13:00
Total Hours for Training Code: Fire Instructor I Certification Course	5:00
Total Hours for Training Code: Fire Pumps	3:00
Total Hours for Training Code: Firefighting Tools	3:00
Total Hours for Training Code: Forcible Entry	36:30
Total Hours for Training Code: Hose Practices	11:00
Total Hours for Training Code: Hydraulic Principles	2:00
Total Hours for Training Code: Instructional Tool	34:00
Total Hours for Training Code: Live Burn	24:00
Total Hours for Training Code: Management Concepts	3:00
Total Hours for Training Code: Map and Territory Study	30:30
Total Hours for Training Code: Monitoring Equipment	3:00
Total Hours for Training Code: Nozzels and Appliances	3:00
Total Hours for Training Code: Portable Extinguishers	2:00
Total Hours for Training Code: Pre-Fire Planning	10:30
Total Hours for Training Code: SCBA	42:30
Totals for all selected Training Codes 4/1/2022 - 4/30/2022	25 personnel 399:15

Farmington Police Dept.

Offenses for Month 4/2021 and 4/2022

5/2/2022 7:25:38 AM

	<u>2021</u>	<u>2022</u>
ASSAULT ON FAMILY OR HOUSEHOLD MEMBER - 1ST DEGREE / RISK OF DEATH OR SERIOUS INJURY	1	0
BATTERY - 3RD DEGREE / PURPOSE OF CAUSING INJURY, CAUSES INJURY	1	0
BREAKING OR ENTERING / BUILDING OR STRUCTURE	1	1
BREAKING OR ENTERING / OTHER CONTAINER, APPARATUS, OR EQUIPMENT	0	1
Breaking or Entering/Vehicle	2	2
BURGLARY, COMMERCIAL	1	0
BURGLARY, RESIDENTIAL	1	1
CARELESS DRIVING	1	0
CONTEMPT	21	28
CRIMINAL MISCHIEF - 1ST DEGREE PROPERTY OF ANOTHER VALUE \$500 OR LESS	1	0
CRIMINAL MISCHIEF - 1ST DEGREE / PROPERTY OF ANOTHER W/VALUE OF \$1,000 OR LESS	1	1
CRIMINAL MISCHIEF - 1ST DEGREE / PROPERTY OF ANOTHER W/VALUE OVER \$1000 BUT \$5,000 OR LESS	1	0
CRIMINAL MISCHIEF - 2ND DEGREE / PURPOSELY TAMPERS	2	0
CRIMINAL MISCHIEF - 2ND DEGREE / RECKLESSLY DESTROYS	1	2
CRIMINAL TRESPASS IN OR ON A VEHICLE OR STRUCTURE / PREMISES	2	0
DISORDERLY CONDUCT	1	1
DISORDERLY CONDUCT / FIGHTING OR VIOLENT, THREATENING, OR TUMULTUOUS BEHAV	1	0
DISORDERLY CONDUCT / PUBLIC PLACE USES ABUSIVE, OBSCENE SPEECH OR OBSCENE	1	0
DOMESTIC BATTERING - 3RD DEGREE / PURPOSE OF CAUSING INJURY, CAUSES INJURY	2	0
Drivers License Required		

	<u>2021</u>	<u>2022</u>
	0	1
DRIVING ON SUSPENDED LICENSE		
	4	0
DWI (UNLAWFUL ACT)		
	1	3
FAILURE TO APPEAR		
	22	23
FLEEING		
	1	0
Flight from Officer/foot		
	1	1
FORGERY		
	1	0
FRAUD - FINANCIAL IDENTITY		
	0	1
FRAUDULENT USE OF A CREDIT CARD / CARD OR ACCOUNT NUMBER IS STOLEN		
	2	1
HARASSING COMMUNICATIONS / KNOWINGLY ALLOWS THEIR TELEPHONE TO BE USED TO		
	1	0
HARASSMENT / IN PUBLIC USES OR MAKES OBSCENE LANGUAGE OR GESTURE TO PROVOKE		
	1	0
Ignition Interlock Devices Violation		
	0	1
Improper Lane Change/Use		
	0	1
INATTENTIVE DRIVING		
	0	1
Leaving Scene of Accident/Property Damage		
	2	0
Left of Center		
	0	2
Littering		
	1	0
LOITERING		
	0	1
PERMITTING CHILD ABUSE		
	0	1
POSSESSION OF A CONTROLLED SUBSTANCE - MARIJUANA		
	0	1
POSSESSION OF CONTROLLED SUBSTANCED SCHEDULE III		
	1	0
Possession of Drug Paraphernalia		
	0	1
POSSESSION OF DRUG PARAPHERNALIA		
	5	4
POSSESSION OF DRUG PARAPHERNALIA - FELONY		

	<u>2021</u>	<u>2022</u>
	0	1
POSSESSION OF METH OR COCAINE GT 2GM BUT LT 10GM	1	1
POSSESSION OF METH OR COCAINE LT 2GM	1	2
POSSESSION OF METH OR COCAINE PURPOSE TO DELIVER GT 2GM BUT LT 10GM	1	0
POSSESSION OF SCH I OR II LT 2GM	1	1
POSSESSION OF SCH I OR II NOT METH OR COCAINE PURPOSE TO DELIVER	1	0
POSSESSION OF SCH IV OR V LT 28GM	0	1
POSSESSION OF SCH VI LT 4OZ	2	0
POSSESSION OF SCH VI WITH PURPOSE TO DELIVERY	1	0
PUBLIC INTOXICATION / DRINKING IN PUBLIC	4	2
RAPE	1	0
RAPE / FORCIBLE COMPULSION	1	0
RECKLESS DRIVING	1	0
RESISTING ARREST - REFUSAL TO SUBMIT TO ARREST / USES FORCE	0	1
Run Stop Sign	1	0
RUNAWAY	1	0
Safety Equipment - Motorized	1	0
SEXUAL ASSAULT - 2ND DEGREE	0	1
SEXUAL ASSAULT 4th	0	1
SHOPLIFTING \$1,000 OR LESS	1	1
TERRORISTIC THREATENING	1	1
TERRORISTIC THREATENING/2nd Degree	0	1
THEFT \$1,000 OR LESS - ALL OTHERS	1	1

	<u>2021</u>	<u>2022</u>
THEFT \$1,000 OR LESS - FROM BUILDING	0	1
THEFT \$1,000 OR LESS - FROM VEHICLE	1	2
THEFT \$1,000 OR MORE AND LESS THAN \$5,000 (BREAKING OR ENTERING / BUILDING OR STRUCTURE)	0	1
THEFT BY DECEPTION	0	1
THEFT BY RECEIVING	2	0
THEFT BY RECEIVING - CREDIT/DEBIT CARDS OR ACCOUNT NUMBER	1	0
THEFT BY RECEIVING LESS THAN \$25,000 BUT GREATER THAN \$5000	1	0
THEFT OF A FIREARM VALUED AT LESS THAN \$2,500	1	0
THEFT OF CREDIT/DEBIT CARD OR ACCOUNT NUMBERS	1	0
THEFT OF PROPERTY - LOST, MISLAID, DELIVERED BY MISTAKE	1	0
THEFT OF PROPERTY / ALL OTHER	1	3
THEFT OF SERVICES \$5,000 OR LESS BUT GREATER THAN \$1,000	1	0
THEFT OF VEHICLE VALUED AT \$25,000 OR MORE	0	2
UNEMPLOYMENT FRAUD	0	1
VIOLATION OF A PROTECTION ORDER- FELONY	1	0
VIOLATION OF IMPLIED CONSENT	1	2
Totals:	118	108

APRIL	Citation	Warning	Warrant	Total
Bertorello - James	0	3	0	3
Bocchino - Justin	5	0	1	6
Burnett - Nicholas	0	9	0	9
Cooper - Jason	27	0	2	29
Howerton - Joshuah	13	4	1	18
James - Jacob	8	0	1	9
Long - Dustin	0	2	0	2
Mahone - Taron	25	7	0	32
Stine - Jacob	4	4	0	8
Talley - Taylor	0	5	0	5
Virgin - Billie	0	0	4	4
<u>Totals</u>	<u>82</u>	<u>34</u>	<u>9</u>	<u>125</u>

Permit Report

04/01/2022 - 04/30/2022

Permit #	Permit Date	Site Address	Permit Type	Type of Work	Type of Building	Description of Work	Contractor
6329	4/29/2022	106 Sheep Dog	Plumbing/Gas	New	Residential	Plumbing for new house	Jason Humphry Plumbing
6328	4/29/2022	118 Sheep Dog	Plumbing/Gas	New	Residential	Plumbing for new house	Jason Humphry Plumbing
6327	4/29/2022	357 Nature	Building	New	Multi-Family	New townhome	Steve Combs
6326	4/29/2022	345 Nature	Building	New	Multi-Family	New townhome	Steve Combs
6325	4/29/2022	76 Wilson	Mechanical	Repair	Residential	HVAC Change out	Paschal Heating and Air
6324	4/29/2022	332 Canada	Electric	New	Residential	Electric for new house	Shock Squad
6323	4/28/2022	344 Canada	Electric	New	Residential	Electric for new house	Shock Squad
6322	4/28/2022	338 Canada	Electric	New	Residential	Electric for new house	Shock Squad
6321	4/28/2022	326 Canada	Electric	New	Residential	Electric for new house	Shock Squad
6320	4/28/2022	320 Canada	Electric	New	Residential	Electric for new house	Shock Squad
6319	4/27/2022	413 Cackling Bend	Electric	New	Residential	Electric for new house	Fast Electric
6318	4/27/2022	418 Cackling Bend	Electric	New	Residential	Electric for new house	Fast Electric
6317	4/27/2022	406 Cackling Bend	Electric	New	Residential	Electric for new house	Fast Electric
6316	4/26/2022	96 Double	Building	New	Residential	New House	Matt Gerlt
6315	4/26/2022	338 Emerald Woods	Electric	New	Residential	Electric for new house	Electro Craft

6314	4/25/2022	3403 Eliza Lane	Plumbing/Gas	New	Residential	Plumbing for new house	Bartholomew Plumbing
6313	4/25/2022	3407 Eliza Lane	Plumbing/Gas	New	Residential	Plumbing for new house	Bartholomew Plumbing
6312	4/25/2022	109 Bois D Arc	Building	New	Residential	New storm Shelter	Signature Storm Shelter
6311	4/25/2022	750 W Main	Building	Addition	Commercial	Addition to First Apostolic Church	Red Line
6310	4/25/2022	305 Willow	Mechanical	Repair	Residential	HVAC Changeout	Paschal
6309	4/22/2022	238 Pennsylvania	Electric	New	Residential	Electric for new house	Shock Squad
6308	4/22/2022	397 Cackling Bend	Electric	New	Residential	Electric for new house	Fast Electric
6307	4/22/2022	384 Canada	Electric	New	Residential	Electric for new house	Fast Electric
6306	4/22/2022	381 Canada	Electric	New	Residential	Electric for new house	Fast Electric
6305	4/22/2022	401 Canada	Electric	New	Residential	Electric for new house	Fast Electric
6304	4/22/2022	412 Cackling Bend	Electric	New	Residential	Electric for new house	Fast Electric
6303	4/22/2022	375 Canada	Electric	New	Residential	Electric for new house	Fast Electric
6302	4/22/2022	286 Kelsey	Building	Addition	Residential	Installation of Solar System	Turn Key Construction
6301	4/22/2022	469 Claybrook	Pool	New	Residential	New Pool	Copher Construction
6300	4/22/2022	345 Emerald Woods	Mechanical	New	Residential	HVAC for new house	Riverwood Homes
6299	4/22/2022	228 Idaho	Electric	New	Residential	Electric for new house	Shock Squad
6298	4/22/2022	452 Emerald Woods	Electric	New	Residential	Electric for new house	Electro Craft
6297	4/22/2022	345 Emerald Woods	Electric	New	Residential	Electric for new house	Electro Craft

6296	4/22/2022	446 Emerald Woods	Electric	New	Residential	Electric for new house	Electro Craft
6295	4/22/2022	428 Emerald Woods	Electric	New	Residential	Electric for new house	Electro Craft
6294	4/22/2022	458 Emerald Woods	Electric	New	Residential	Electric for new house	Electro Craft
6293	4/22/2022	339 Emerald Woods	Electric	New	Residential	Electric for new house	Electro Craft
6292	4/22/2022	440 Emerald Woods	Electric	New	Residential	Electric for new house	Electro Craft
6291	4/22/2022	114 Wilson	Building	Addition	Residential	Addition of Solar panels and electrical system	ADT Solar
6290	4/22/2022	169 W Main	Electric	Addition	Commercial	Electric for Pedal Pops	Andy Nash
6289	4/22/2022	384 Emerald Woods	Building	New	Residential	New House	Riverwood Homes
6288	4/22/2022	228 Idaho	Electric	New	Residential	Electric for new house	Shock Squad
6287	4/22/2022	257 Pennsylvania	Electric	New	Residential	Electric for new house	Shock Squad
6286	4/22/2022	244 Pennsylvania	Electric	New	Residential	Electric for new house	Shock Squad
6285	4/22/2022	220 Pennsylvania	Electric	New	Residential	Electric for new house	Shock Squad
6284	4/22/2022	396 Emerald Woods	Electric	New	Residential	Electric for new house	Electro Craft
6283	4/22/2022	350 Emerald Woods	Electric	New	Residential	Electric for new house	Electro Craft
6282	4/22/2022	10742 Garland Mckee	Storage Building	New	Residential	New storage building	Todd Ake
6281	4/22/2022	12029 Delaney	Building	New	Residential	New House	Pardue Homes
6280	4/22/2022	452 Emerald Woods	Mechanical	New	Residential	HVAC for new house	Riverwood Homes
6279	4/22/2022	258 New York	Building	New	Residential	New House	Riggins Construction

6278	4/22/2022	291 New York	Building	New	Residential	New House	Riggins Construction
6277	4/22/2022	234 Idaho	Building	New	Residential	New House	Riggins Construction
6276	4/22/2022	241 Idaho	Building	New	Residential	New House	Riggins Construction
6275	4/22/2022	246 New York	Building	New	Residential	New House	Riggins Construction
6274	4/21/2022	185 Wesley	Building	New	Residential	New House	Home owner Construction
6273	4/20/2022	264 Amber Dawn	Building	New	Residential	Reinspection fee	Riverwood Homes
6271	4/15/2022	345 Emerald Woods	Mechanical	New	Residential	HVAC for new house	Air Control
6270	4/15/2022	570 Briarwood	Building	New	Residential	New House	Landmarc Custom Homes
6269	4/15/2022	582 Briarwood	Building	New	Residential	New House	Landmarc Custom Homes
6268	4/15/2022	556 Briarwood	Building	New	Residential	New House	Landmarc Custom Homes
6267	4/15/2022	518 Briarwood	Building	New	Residential	New House	Landmarc Custom Homes
6266	4/15/2022	544 Briarwood	Building	New	Residential	New House	Landmarc Custom Homes
6265	4/15/2022	530 Briarwood	Building	New	Residential	New House	Landmarc Custom Homes
6264	4/15/2022	510 Briarwood	Building	New	Residential	New House	Landmarc Custom Homes
6262	4/14/2022	464 Emerald Woods	Mechanical	New	Residential	HVAC for new house	Air Control
6261	4/14/2022	416 Emerald Woods	Electric	New	Residential	Electric for new house	Electro Craft

6260	4/14/2022	30 Wilma	Mechanical	Repair	Residential	HVAC changeout	Franklin Heating and air
6259	4/14/2022	434 Emerald Woods	Building	New	Residential	New House	Riverwood Homes
6258	4/14/2022	302 Emerald Woods	Building	New	Residential	New House	Riverwood Homes
6257	4/14/2022	70 E Main	Electric	Addition	Commercial	Electric for dog wash	Hyperion Electric LLC
6256	4/12/2022	438 Otoe	Electric	New	Residential	Electric for new house	Sherlock Ohms
6255	4/12/2022	56 St John Place	Electric	Addition	Residential	Addition of Solar Panels	Turn Key Construction
6254	4/12/2022	152 Wolfdale	Plumbing/Gas	Repair	Residential	New water line	C & S Plumbing
6253	4/12/2022	350 Emerald Woods	Building	New	Residential	Reinspection fee	Riverwood Homes
6252	4/12/2022	308 Tacoma	Building	New	Residential	Reinspection fee	Mr. B's
6251	4/8/2022	259 New York	Building	New	Residential	New House	Riggins Construction
6250	4/8/2022	274 Pennsylvania	Building	New	Residential	New House	Riggins Construction
6249	4/8/2022	223 New York	Building	New	Residential	New House	Riggins Construction
6248	4/8/2022	262 Pennsylvania	Building	New	Residential	New House	Riggins Construction
6247	4/8/2022	264 Idaho	Building	New	Residential	New House	Riggins Construction
6246	4/8/2022	523 Grace	Building	New	Residential	New House	Riggins Construction
6245	4/8/2022	232 Pennsylvania	Building	New	Residential	New House	Riggins Construction
6244	4/8/2022	302 Tacoma	Electric	New	Residential	Electric for new house	Sherlock Ohms
6243	4/8/2022	331 Tacoma	Electric	New	Residential	Electric for new house	Sherlock Ohms

6242	4/8/2022	337 Tacoma	Electric	New	Residential	Electric for new house	Sherlock Ohms
6241	4/8/2022	308 Tacoma	Electric	New	Residential	Electric for new house	Sherlock Ohms
6240	4/8/2022	320 Tacoma	Electric	New	Residential	Electric for new house	Sherlock Ohms
6239	4/8/2022	270 New York	Electric	New	Residential	Electric for new house	Shock squad
6238	4/8/2022	432 Otoe	Electric	New	Residential	Electric for new house	Sherlock Ohms
6237	4/8/2022	363 Emerald	Building	New	Residential	New House	Riverwood Homes
6236	4/8/2022	137 Glen	Building	Repair	Residential	Repair water damage	Saul Diaz
6235	4/8/2022	3411 Eliza	Pool	New	Residential	New Pool	Burton Pools and Spas
6234	4/8/2022	233 Pine Meadow	Mechanical	Repair	Residential	HVAC change out	Bud Anderson
6232	4/8/2022	3407 Eliza Lane	Building	New	Residential	New House	Coyle Construction
6231	4/7/2022	331 Tacoma	Electric	New	Residential	Electric for new house	CM Electric
6230	4/6/2022	402 Emerald Woods	Electric	New	Residential	Electric for new house	Electro Craft
6229	4/6/2022	408 Emerald Woods	Electric	New	Residential	Electric for new house	Electro Craft
6228	4/6/2022	410 Emerald Woods	Electric	New	Residential	Electric for new house	Electro Craft
6227	4/6/2022	422 Emerald Woods	Electric	New	Residential	Electric for new house	Electro Craft
6226	4/6/2022	362 Emerald Woods	Electric	New	Residential	Electric for new house	Electro Craft
6225	4/5/2022	332 Emerald Woods	Electric	New	Residential	Electric for new house	Electro Craft
6224	4/5/2022	125 Canary	Plumbing/Gas	New	Residential	Water heater change out	Paschal
6223	4/5/2022	369 Nature	Building	New	Multi-Family	New townhome	Steve Combs

6221	4/4/2022	278 W Main	Electric	Addition	Commercial	Electrical for Jr High addition	King Electrical Contractors
6220	4/4/2022	10872 Windswept	Building	New	Residential	New pool house	Dragonfly Pools of Arkansas
6219	4/1/2022	43 Chickasaw	Mechanical	New	Residential	Mechanical for new home new home	Comfort Heat and Air
6218	4/1/2022	438 Otoe	Mechanical	New	Residential	Mechanical for new home new home	Comfort Heat and Air
6217	4/1/2022	320 Tacoma	Mechanical	New	Residential	Mechanical for new home new home	Comfort Heat and Air
6216	4/1/2022	307 Tacoma	Mechanical	New	Residential	Mechanical for new home new home	Comfort Heat and Air
6215	4/1/2022	314 Tacoma	Mechanical	New	Residential	Mechanical for new home new home	Comfort Heat and Air
6214	4/1/2022	301 Tacoma	Mechanical	New	Residential	Mechanical for new home new home	Comfort Heat and Air
6213	4/1/2022	307 Wyandotte	Mechanical	New	Residential	Mechanical for new home new home	Comfort Heat and Air
6212	4/1/2022	315 Wyandotte	Mechanical	New	Residential	Mechanical for new home new home	Comfort Heat and Air

6211	4/1/2022	321- Wyandotte	Mechanical	New	Residential	Mechanical for new home new home	Comfort Heat and Air
6210	4/1/2022	327 Wyandotte	Mechanical	New	Residential	Mechanical for new home new home	Comfort Heat and Air
6209	4/1/2022	337 Wyandotte	Mechanical	New	Residential	Mechanical for new home new home	Comfort Heat and Air
6208	4/1/2022	339 Wyandotte	Mechanical	New	Residential	Mechanical for new home new home	Comfort Heat and Air
6207	4/1/2022	349 Wyandotte	Mechanical	New	Residential	Mechanical for new home new home	Comfort Heat and Air
6206	4/1/2022	357 Wyandotte	Mechanical	New	Residential	Mechanical for new home new home	Comfort Heat and Air
6205	4/1/2022	363 Wyandotte	Mechanical	New	Residential	Mechanical for new home new home	Comfort Heat and Air
6204	4/1/2022	373 Wyandotte	Mechanical	New	Residential	Mechanical for new home new home	Comfort Heat and Air
6203	4/1/2022	23 Chickasaw	Mechanical	New	Residential	Mechanical for new home new home	Comfort Heat and Air

6202	4/1/2022	29 Chickasaw	Mechanical	New	Residential	Mechanical for new home	Comfort Heat and Air
6201	4/1/2022	35 Chickasaw	Mechanical	New	Residential	Mechanical for new home	Comfort Heat and Air
6200	4/1/2022	39 Chickasaw	Mechanical	New	Residential	Mechanical for new home	Comfort Heat and Air
6198	4/1/2022	59 Wilson	Mechanical	New	Residential	HVAC change out	Paschal
6197	4/1/2022	324 Double Springs	Electric	Repair	Residential	Electric for remodel	Utopia Remodel
6196	4/1/2022	328 Double Springs	Electric	Repair	Residential	Electric for remodel	Utopia Remodel
6195	4/1/2022	239 Pennsylvania	Building	New	Residential	New House	Riggins Construction
6194	4/1/2022	227 Pennsylvania	Building	New	Residential	New House	Riggins Construction
6193	4/1/2022	271 Idaho	Building	New	Residential	New House	Riggins Construction
6192	4/1/2022	247 Idaho	Building	New	Residential	New House	Riggins Construction
6191	4/1/2022	223 Idaho	Building	New	Residential	New House	Riggins Construction
6190	4/1/2022	240 New York	Electric	New	Residential	New House	Riggins Construction
6189	4/1/2022	275 Pennsylvania	Electric	New	Residential	New House	Riggins Construction
6188	4/1/2022	265 Idaho	Building	New	Residential	New House	Riggins Construction
6186	4/1/2022	324 Double Springs	Plumbing/Gas	Repair	Residential	Plumbing for remodel	Solid Skilled Services
6185	4/1/2022	328 Double Springs	Plumbing/Gas	Repair	Residential	Plumbing for remodel	Solid Skilled Services

Library

Circulation and Patron Services

	JAN	FEB	MAR	APR	MAY	JUN	JUL	AUG	SEPT	OCT	NOV	DEC
2022												
Total Check Outs	3,646	3,655	3,512	3,601								
YTD Check Outs	3,646	7,301	10,813	14,414								
Total Check In	1,925	2,056	2,073	2,083								
YTD Check In	1,925	3,981	6,054	8,137								
Holds Satisfied	484	351	461	366								
YTD Hold Satisfied	484	835	1,296	1,662								
PAC Logins	513	468	479	496								
YTD PAC Logins	513	981	1,460	1,956								
New Cardholders	33	20	25	25								
YTD New Cardholders	33	53	78	103								
eMedia Circulation	268	378	399	305								
YTD eMedia Circulation	268	646	1,045	1,350								
2021												
Total Check Outs	1,811	1,538	1,976	2,034	2,883	4,723	4,208	4,034	3,816	3,883	3,496	3,127
YTD Check Outs	1,811	3,349	5,325	7,359	10,242	14,965	19,173	23,207	27,023	30,906	34,402	37,529
Total Check In	1,273	1,129	1,546	1,257	1,506	2,249	2,701	2,279	2,024	2,202	2,092	1,921
YTD Check In	1,273	2,402	3,948	5,205	6,711	8,960	11,661	13,940	15,964	18,166	20,258	22,179
Holds Satisfied	484	375	654	649	542	653	503	462	465	458	361	355
YTD Hold Satisfied	484	859	1,513	2,162	2,704	3,357	3,860	4,322	4,787	5,245	5,606	5,961
PAC Logins	546	535	707	483	479	600	574	548	493	506	441	395
YTD PAC Logins	546	1,081	1,788	2,271	2,750	3,350	3,924	4,472	4,965	5,471	5,912	6,307
New Cardholders	10	10	11	18	20	32	39	33	26	29	23	20
YTD New Cardholders	10	20	31	49	69	101	140	173	199	228	251	271
eMedia Circulation	169	137	147	128	169	165	187	223	734	228	228	261
YTD eMedia Circulation	169	306	453	581	750	915	1,102	1,325	2,059	2,287	2,515	2,776

Library**Daily Visitors**

	JAN	FEB	MAR	APR	MAY	JUN	JUL	AUG	SEP	OCT	NOV	DEC
2022												
Visits	1,730	1,092	1,460	1,924								
YTD Visits	1,730	2,822	4,282	6,206								
2021												
Visits	205	156	310	611	840	1,414	1,441	1,340	1,267	1,686	1,111	1,244
YTD Visits	205	361	671	1,282	2,122	3,536	4,977	6,317	7,584	9,270	10,381	11,625

Library

Circulation and Patron Services

	JAN	FEB	MAR	APR	MAY	JUN	JUL	AUG	SEPT	OCT	NOV	DEC
2022												
Total Check Outs	3,646	3,655	3,512	3,601								
YTD Check Outs	3,646	7,301	10,813	14,414								
Total Check In	1,925	2,056	2,073	2,083								
YTD Check In	1,925	3,981	6,054	8,137								
Holdts Satisfied	484	351	461	366								
YTD Hold Satisfied	484	835	1,296	1,662								
PAC Logins	513	468	479	496								
YTD PAC Logins	513	981	1,460	1,956								
New Cardholders	33	20	25	25								
YTD New Cardholders	33	53	78	103								
eMedia Circulation	268	378	399	305								
YTD eMedia Circulation	268	646	1,045	1,350								
2021												
Total Check Outs	1,811	1,538	1,976	2,034	2,883	4,723	4,208	4,034	3,816	3,883	3,496	3,127
YTD Check Outs	1,811	3,349	5,325	7,359	10,242	14,965	19,173	23,207	27,023	30,906	34,402	37,529
Total Check In	1,273	1,129	1,546	1,257	1,506	2,249	2,701	2,279	2,024	2,202	2,092	1,921
YTD Check In	1,273	2,402	3,948	5,205	6,711	8,960	11,661	13,940	15,964	18,166	20,258	22,179
Holdts Satisfied	484	375	654	649	542	653	503	462	465	458	361	355
YTD Hold Satisfied	484	859	1,513	2,162	2,704	3,357	3,860	4,322	4,787	5,245	5,606	5,961
PAC Logins	546	535	707	483	479	600	574	548	493	506	441	395
YTD PAC Logins	546	1,081	1,788	2,271	2,750	3,350	3,924	4,472	4,965	5,471	5,912	6,307
New Cardholders	10	10	11	18	20	32	39	33	26	29	23	20
YTD New Cardholders	10	20	31	49	69	101	140	173	199	228	251	271
eMedia Circulation	169	137	147	128	169	165	187	223	734	228	228	261
YTD eMedia Circulation	169	306	453	581	750	915	1,102	1,325	2,059	2,287	2,515	2,776

Library

Daily Visitors

	JAN	FEB	MAR	APR	MAY	JUN	JUL	AUG	SEP	OCT	NOV	DEC
2022												
Visits	1,730	1,092	1,460	1,924								
YTD Visits	1,730	2,822	4,282	6,206								
2021												
Visits	205	156	310	611	840	1,414	1,441	1,340	1,267	1,686	1,111	1,244
YTD Visits	205	361	671	1,282	2,122	3,536	4,977	6,317	7,584	9,270	10,381	11,625

Planning Commission Minutes
April 25, 2022 at 6 PM

1. ROLL CALL – Meeting which was available in person and with Zoom on-line service due to Corona Virus pandemic, was called to order by Chairman Robert Mann. A quorum was present.

PRESENT

Robert Mann, Chair
Gerry Harris, Vice Chair
Chad Ball
Judy Horne
Keith Macedo
Jay Moore
Howard Carter
Bobby Wilson

ABSENT

City Employees Present: Melissa McCarville, City Business Manager; Rick Bramall, City Building Inspector; Chris Brackett, City Engineer; Fire Chief, Bill Hellard

2. Approval of Minutes: March 28, 2022 meeting minutes were approved with the correction to page 1. The vote should have read 6-1 with Chad Ball voting no.

3. Comments from Citizens:

Jill Toering, 306 Claybrook – She asked why connectivity was needed for all neighborhoods? She said that the City will approve new subdivisions with nothing but a cul-de-sac but are OK with making through streets of old established neighborhoods. She further stated that the residents of Twin Falls bought homes in this subdivision because the street design is quiet and safe. Where the proposed connection is in Twin Falls she asked that a gate which Fire Department could access be built instead of putting the street through to the new Wagon Wheel Subdivision.

Norm Toering, 306 Claybrook – He asked why the cell tower behind the church on Main Street is showing the antennas since it is supposed to be a covered monopole. Rick Bramall will go investigate it and will reply back to Mr. Toering.

Public Hearings:

4A. Conditional Use- Fireworks City property owned by Meramec Specialty Co. located at 380 W. Main St as presented by Meramec Specialty Co.:

Dave Stewart was present to discuss the request on behalf of Kevin Bailey.

Public Comment: None.

Chairman Robert Mann called for question to approve the Conditional Use for 380 W. Main St. and upon roll call vote motion passed unanimously.

4B. Rezoning from R-2 to R-O property owned by Pops Holdings LLC; property location 175 W. Vine St.; presented by Mike Thompson:

Mike Thompson was present to discuss the request.

Melissa McCarville read the following memo recommending the approval of this Rezoning.

Item 4B:

Current zoning for this property is R-2; which allows smaller single family lots. The land use plan indicates Urban Residential for this area; these areas consist of higher density than in the Rural Residential and Medium Residential Future Land use categories. Their maximum densities range from 5.81-10.89 units per acre. Minimum lot sizes are between 0.16-0.09 acres. Homes in this category may be single-family residential or multifamily. These residential areas are often located closer to commercial areas because they usually need more utility and traffic infrastructure to handle the increased demands on these services from high development densities. So the request, while not directly in keeping with the future land use plan is compatible with the category, since parking lots would be required in areas where multi-family units are developed.

This area appears to be in zone A for FEMA flood plain. Zone A indicates areas subject to inundation by the 1-percent-annual-chance flood event generally determined using approximate methodologies. Because detailed hydraulic analyses have not been performed, no Base Flood Elevations (BFEs) or flood depths are shown. Mandatory flood insurance purchase requirements and floodplain management standards apply. So, development of this property for residential purposes would be difficult.

The only adjacent property owner comment received, was in favor of the rezoning. Staff recommends approval for this rezoning.

A Grading Permit must be obtained prior to construction. The parking area construction can't make any flooding problems worse and may actually improve the drainage/flooding in that area.

Mike Thompson said he has been talking with area property owners including Karen Murdock and also Allan Shannon who owns property at 162 Hill Street.

Public Comment:

The study by FEMA regarding floodways and floodplain has been finished but the report has not been done yet and sent to the City.

It was explained that the only issue tonight is rezoning and when a Large Scale Development is presented, it will be carefully reviewed by City Engineer Brackett. All this would be done before any work could be done. Rezoning the property from R-2 to R-O actually protects area residents more because multi-family housing can't be built in R-O zone. Also, the area is so small that nothing very large could be built there.

The City has an easement Mike Thompson would like to purchase if it can be vacated by the City.

Chairman Mann called for the question and upon roll call, the motion to allow a rezoning variance for 175 W. Vine St. passed unanimously.

4C. Final Plat for Summerfield Subdivision Phase I; Location - on the west side of Hunter St. and west of Summerfield Phase I; owned by DRP Holdings, LLC; Presented by Jorgensen & Associates:

Charles Zardin was present to discuss the request. Chris Brackett read his memo as follows:

“The Final Plat for the Summerfield Subdivision Phase I has been reviewed and it is our option that the Planning Commission’s approval should be conditional on the following comments.

1. On April 27, 2020 the Planning Commission approved this development with the following condition. “The Developer and City Staff have come to an agreement for the required offsite improvements for this development. This agreement is only binding if the Planning Commission agrees to the offsite improvements as follows.
 - f. The City (Planning Commission) agrees to waive the payment in lieu fo parkland dedication for *all phases* of this development.”

Due to this condition of Phase I, there will be no requirement for parkland dedication for this development.

2. All public improvements must be completed, and a Final Inspection scheduled. All punch list items must be completed and accepted prior to final approval of the final plat.
3. A one- year 100% Maintenance Bond to the City of Farmington for all public improvements with the exception to the water and sanitary sewer improvements must be provided prior to the signature on the Final Plat. The engineer must submit an itemized cost of these improvements for approval prior to obtaining the bond.
4. If the sidewalk construction is to be delayed until the home construction, then the developer shall provide an escrow account in accordance with Sec. 9.20.03. The engineer shall provide a cost estimate for the construction of the sidewalk for approval.
5. If the installation of the Street Lights has not been completed at the time of Final Plat signatures, then the developer shall provide the paid invoice from the electric company for these lights.
6. Provide one original and 6 copies of the recorded plat to the City.”

Mr. Zardin had no issues with Mr. Brackett’s requirements.

Chad asked what was covered under #2 in the memo. Mr. Brackett said they made all street improvements to Wilson St. and Hunter Street. Also, a new sidewalk was installed all the way to the bridge. The commissioners remembered that the developer had agreed to show a crosswalk and put up warning signs since there will be lots of pedestrians going to the park’s west entrance. Also, the median island height near an entry was approved by the Fire Department for accessibility.

In other discussion it was noted that there are at least two more phases planned. The developer has spent much more money on these improvements that a payment-in-lieu-of park.

There were no comments from the public.

Having no further discussion, Robert Mann called the question to approve the Final Plat subject to Chris Brackett’s memo. Upon roll call, the motion was approved unanimously.

At the next work session, someone from the Chamber group that is promoting our area for medical technology development and manufacturing will suggest things the Planning Commission should be thinking about related to this.

Adjournment: Having no further business, the on-line/in-person Planning Commission meeting was adjourned at 6:30 PM.

Judy Horne - Secretary

Robert Mann - Chair

OZARK REGIONAL TRANSIT
Operating Statistics
March 2022

	March 2022				Year To Date			
	This Year	Prior Year	Change	% Chg	This Year	Prior Year	Change	% Chg
FIXED ROUTE								
FR Passenger Boardings	15,122	14,280	842	5.9%	37,276	35,105	2,171	6.2%
Passengers per Revenue Hour	5.1	4.7	0.4	8.6%	5.1	4.5	0.6	13.6%
Daily Passengers	657	621	37	5.9%	621	595	26	4.4%
ADA Complementary Paratransit	814	842	-28	-3.3%	2,120	2,166	-46	-2.1%
Bike Passengers	275	402	-127	-31.6%	670	1,091	-421	-38.6%
FR Revenue Hours	2,968	3,043	-76	-2.5%	7,282	7,788	-506	-6.5%
FR Service Hours	3,193	3,243	-50	-1.5%	7,800	8,301	-501	-6.0%
FR Revenue Miles	42,751	42,846	-95	-0.2%	100,996	107,882	-6,886	-6.4%
FR Service Miles	48,124	47,870	254	0.5%	113,742	120,783	-7,041	-5.8%
PARATRANSIT								
PT Passenger Boardings	1,223	1,467	-244	-16.6%	3,011	3,412	-401	-11.8%
Passengers per Revenue Hour	1.6	1.5	0.1	3.9%	1.5	1.5	0.0	0.8%
Daily Passengers	53	64	-11	-16.6%	50	58	-8	-13.2%
PT Revenue Hours	771	961	-190	-19.8%	2,033	2,322	-288	-12.4%
PT Service Hours	912	1,188	-276	-23.2%	2,505	2,949	-444	-15.1%
PT Revenue Miles	9,421	11,352	-1,931	-17.0%	24,099	26,299	-2,199	-8.4%
PT Service Miles	11,119	14,226	-3,107	-21.8%	29,301	33,630	-4,329	-12.9%
TOTAL								
Paratransit/Fixed Route Passengers	16,345	15,747	598	3.8%	40,287	38,517	1,770	4.6%
Daily PT/FR Passengers	711	685	26	3.8%	671	653	19	2.9%
Charter/Shuttle Passengers	186	0	186	100.0%	9,555	11	9,544	86763.6%
Total Passengers	16,531	15,747	784	5.0%	49,842	38,528	11,314	29.4%

	March 2022				Year To Date			
	This Year	Prior Year	Change	% Chg	This Year	Prior Year	Change	% Chg
Weekdays	23	23	0	0.0%	60	59	1	1.7%
Revenue Vehicles	29	31	-2	-6.5%				
Non-Revenue Vehicles	6	5	1	20.0%				
Total Vehicles	35	36	-1	-2.8%				
Total Miles (All Vehicles)	63,840	65,709	-1,869	-2.8%	162,997	163,829	-832	-0.5%
Diesel Fuel Consumed	3,828	4,617	-788	-17.1%	11,001	11,387	-387	-3.4%
Gas Consumed	3,507	3,953	-445	-11.3%	8,328	9,523	-1,195	-12.5%
Miles Per Gallon	8.7	7.7	1.0	13.5%	8.4	7.8	0.6	7.6%
Road calls	0	0			2	2		
Accidents	3	1			4	3		
Operations (Full Time Equivalent)	40	41	-1	-2.4%				
Maintenance	10	11	-1	-9.1%				
Administration	10	10	0	0.0%				
Total	60	62	-2	-3.2%				
Inbound Calls	4,820				12,451			
Outbound Calls	1,768				4,594			
Total Calls	6,588				17,045			
Average Call Duration	2:00				1:52			

Route Summary - March 2022

Fixed Routes

Route	Days	Passengers		Revenue Hours		Revenue Miles		Service Hours		Service Miles	
		Daily	Total	Daily	Total	Daily	Total	Daily	Total	Daily	Total
10-1	23	161.1	3,706	12.6	290.0	169.6	3,901.8	13.1	301.5	180.0	4,141.0
10-2	10	30.5	305	6.5	65.0	65.8	658.0	7.5	75.0	86.0	860.0
20	23	144.1	3,314	13.1	301.0	189.3	4,354.4	14.1	324.0	209.5	4,819.0
61	23	96.0	2,208	12.5	287.0	202.5	4,657.8	13.0	298.5	212.9	4,897.0
62	23	97.0	2,231	13.0	299.3	171.6	3,947.0	13.5	310.8	177.6	4,085.0
63	21	18.0	378	8.0	168.0	154.0	3,234.0	8.0	168.0	154.0	3,234.0
490	23	15.9	366	4.6	106.5	192.9	4,437.0	5.6	129.5	232.9	5,357.0
F1	23	16.6	381	12.0	276.0	82.3	1,891.8	12.5	287.5	92.7	2,131.0
R1	27	22.9	619	10.6	285.8	142.3	3,843.0	11.6	312.8	167.3	4,518.0
R2	27	20.7	558	10.7	288.5	159.2	4,299.0	11.7	315.5	184.2	4,974.0
B1	26	20.3	527	11.8	306.5	142.6	3,708.6	13.1	341.2	173.0	4,499.0
B2	26	20.3	529	11.3	294.0	146.9	3,818.6	12.6	328.7	177.3	4,609.0
Total		663.4	15,122	126.7	2,967.5	1,819.1	42,751.0	136.3	3,192.8	2,047.5	48,124.0

Paratransit Routes

Route	Days	Passengers		Revenue Hours		Revenue Miles		Service Hours		Service Miles	
		Daily	Total	Daily	Total	Daily	Total	Daily	Total	Daily	Total
DR - CC	22	10.9	240	6.1	133.7	37.3	821.7	7.5	165.0	41.0	901.0
PT1	22	9.7	214	6.5	143.5	94.2	2,071.6	7.6	167.3	107.2	2,358.0
PT2	23	12.0	277	8.2	188.6	95.4	2,194.4	9.5	218.3	120.2	2,765.0
PT3	22	11.6	256	7.1	157.2	97.7	2,150.5	8.2	180.9	113.5	2,496.0
PT4	22	10.1	223	6.5	142.4	94.9	2,087.6	7.8	172.6	111.9	2,461.0
PT5	2	6.5	13	3.0	5.9	47.8	95.5	4.1	8.3	69.0	138.0
PT6											
PT7											
PT8											
Total		61.0	1,223	37.4	771.2	467.3	9,421.3	44.8	912.4	562.7	11,119.0

Service Totals

	Passengers		Revenue Hours		Revenue Miles		Service Hours		Service Miles	
	Daily	Total	Daily	Total	Daily	Total	Daily	Total	Daily	Total
Paratransit	61.0	1,223.0	37.4	771.2	467.3	9,421.3	44.8	912.4	562.7	11,119.0
Fixed Route	663.4	15,122.0	126.7	2,967.5	1,819.1	42,751.0	136.3	3,192.8	2,047.5	48,124.0
Grand Total		16,345.0		3,738.7		52,172.3		4,105.2		59,243.0

Fixed Routes

10-1, 10-2, 20: Fayetteville
 61, 62, 63: Springdale
 490: 149 Commuter Express

Paratransit Routes

DR - CC: Demand Response Route in Carroll County
 PT1 - PT8: ADA Paratransit / Demand Response Routes

On Demand Routes

F1: Fayetteville
 R1, R2: Rogers
 B1, B2: Bentonville

Route Summary - March 2022

Fixed Routes

Route	Days	Passengers				Wheel-chairs		Bikes	
		Daily	Total	Per Rev Hour	Per Rev Mile	Daily	Total	Daily	Total
10-1	23	161.1	3,706	12.8	0.9	2.0	47	4.4	101
10-2	10	30.5	305	4.7	0.5	0.2	2	0.7	7
20	23	144.1	3,314	11.0	0.8	2.3	53	1.5	35
61	23	96.0	2,208	7.7	0.5	0.4	10	2.1	48
62	23	97.0	2,231	7.5	0.6	1.4	32	1.6	36
63	21	18.0	378	2.3	0.1	0.2	5	1.6	34
490	23	15.9	366	3.4	0.1	0.1	3	0.5	11
F1	23	16.6	381	1.4	0.2	0.0	0	0.0	1
R1	27	22.9	619	2.2	0.2	0.3	9	0.0	0
R2	27	20.7	558	1.9	0.1	0.6	17	0.0	0
B1	26	20.3	527	1.7	0.1	0.0	1	0.0	0
B2	26	20.3	529	1.8	0.1	0.0	0	0.1	2
		663.4	15,122	58.3	4.2	7.7	179	12.5	275

Paratransit Routes

Route	Days	Passengers				Wheel-chairs	
		Daily	Total	Per Rev Hour	Per Rev Mile	Daily	Total
DR - CC	22	10.9	240	1.8	0.3	0.6	14
PT1	22	9.7	214	1.5	0.1	0.9	19
PT2	23	12.0	277	1.5	0.1	1.0	22
PT3	22	11.6	256	1.6	0.1	2.7	60
PT4	22	10.1	223	1.6	0.1	2.8	62
PT5	2	6.5	13	2.2	0.1	1.0	2
PT6	0		0				
PT7	0		0				
PT8	0		0				
		61.0	1,223	10.2	0.9	9.0	179

Weekday Service Totals

	Passengers				Wheel-chairs		Bikes	
	Daily	Total	Per Rev Hour	Per Rev Mile	Daily	Total	Daily	Total
Paratransit	61.0	1,223	10.2	0.9	9.0	179	0.0	0
Fixed Route	663.4	15,122	58.3	4.2	7.7	179	12.5	275
Grand Total		16,345.0				358.0		275.0

Fixed Routes

10-1, 10-2, 20: Fayetteville
 61, 62, 63: Springdale
 490: I49 Commuter Express

Paratransit Routes

DR - CC: Demand Response Route in Carroll County
 PT1 - PT8: ADA Paratransit / Demand Response Routes

On Demand Routes

F1: Fayetteville
 R1, R2: Rogers
 B1, B2: Bentonville

Rogers ODT Service - Daily Ridership

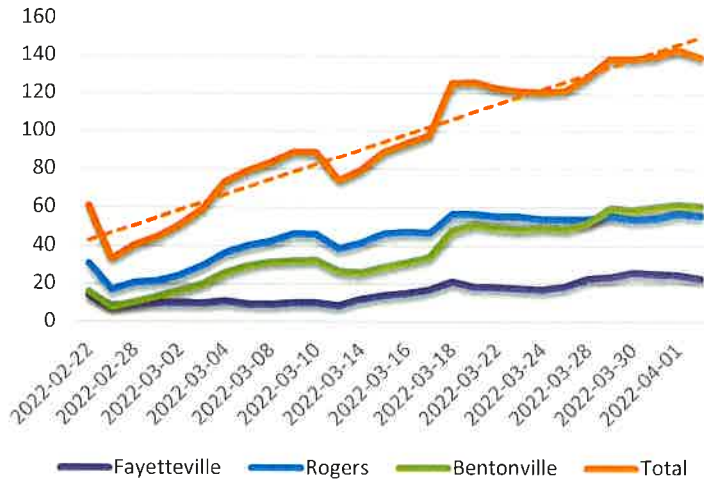


ORT On Demand Service

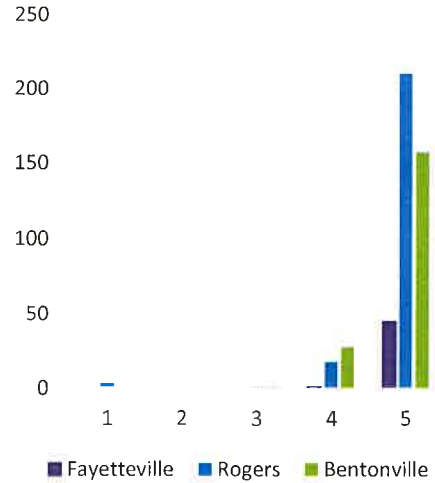
March 2022

	Fayetteville	Rogers		Bentonville		Total	
	Weekdays	Weekdays	Saturday	Weekdays	Saturday	Weekdays	Saturday
Days of Operations	23	23	4	23	4	23	4
Customers	67	182	27	120	30	369	57
Passenger Trips	381	1,123	54	969	87	2,473	141
Passengers / Day	16.6	48.8	13.5	42.1	21.8	107.5	35.3
Revenue Hours	276.0	526.3	48.0	528.5	72.0	1,330.8	120.0
Passengers / Hour	1.4	2.1	1.1	1.8	1.2	1.8	1.2
Seat Unavailable	17	119	0	59	4	195	4
Unaccepted Proposal	38	124	5	53	9	215	14

Daily Passengers



Ride Rating (1-5)



On Demand Transit

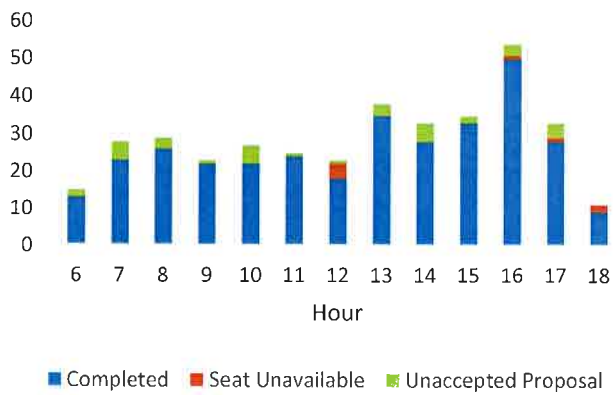
Fayetteville

March 2022

Weekdays

Date	Passenger Trips	Revenue Hours	Passengers per Hour	Seat Unavailable	Unaccepted Proposal	Avg Ride Distance
2022-03-01	11	12.5	0.9	0	2	2.1
2022-03-02	11	12.5	0.9	0	3	1.8
2022-03-03	12	12.5	1.0	0	4	2.5
2022-03-04	9	12.5	0.7	0	3	2.1
2022-03-07	5	12.5	0.4	0	1	3.1
2022-03-08	10	12.5	0.8	1	2	1.9
2022-03-09	15	12.5	1.2	0	4	3.1
2022-03-10	12	12.5	1.0	1	1	2.5
2022-03-11	2	1.0	2.0	0	1	1.9
2022-03-14	21	12.5	1.7	0	3	2.0
2022-03-15	19	12.5	1.5	3	3	2.9
2022-03-16	21	12.5	1.7	1	1	1.8
2022-03-17	22	12.5	1.8	4	2	2.4
2022-03-18	23	12.5	1.8	0	0	2.0
2022-03-21	6	12.5	0.5	0	0	2.6
2022-03-22	18	12.5	1.4	0	0	2.5
2022-03-23	18	12.5	1.4	1	0	2.0
2022-03-24	20	12.5	1.6	1	0	2.1
2022-03-25	31	12.5	2.5	1	0	3.5
2022-03-28	27	12.5	2.2	0	2	2.3
2022-03-29	22	12.5	1.8	2	2	2.4
2022-03-30	29	12.5	2.3	1	3	2.7
2022-03-31	17	12.5	1.4	1	1	1.9
Total	381	276.0	1.4	17	38	0.4

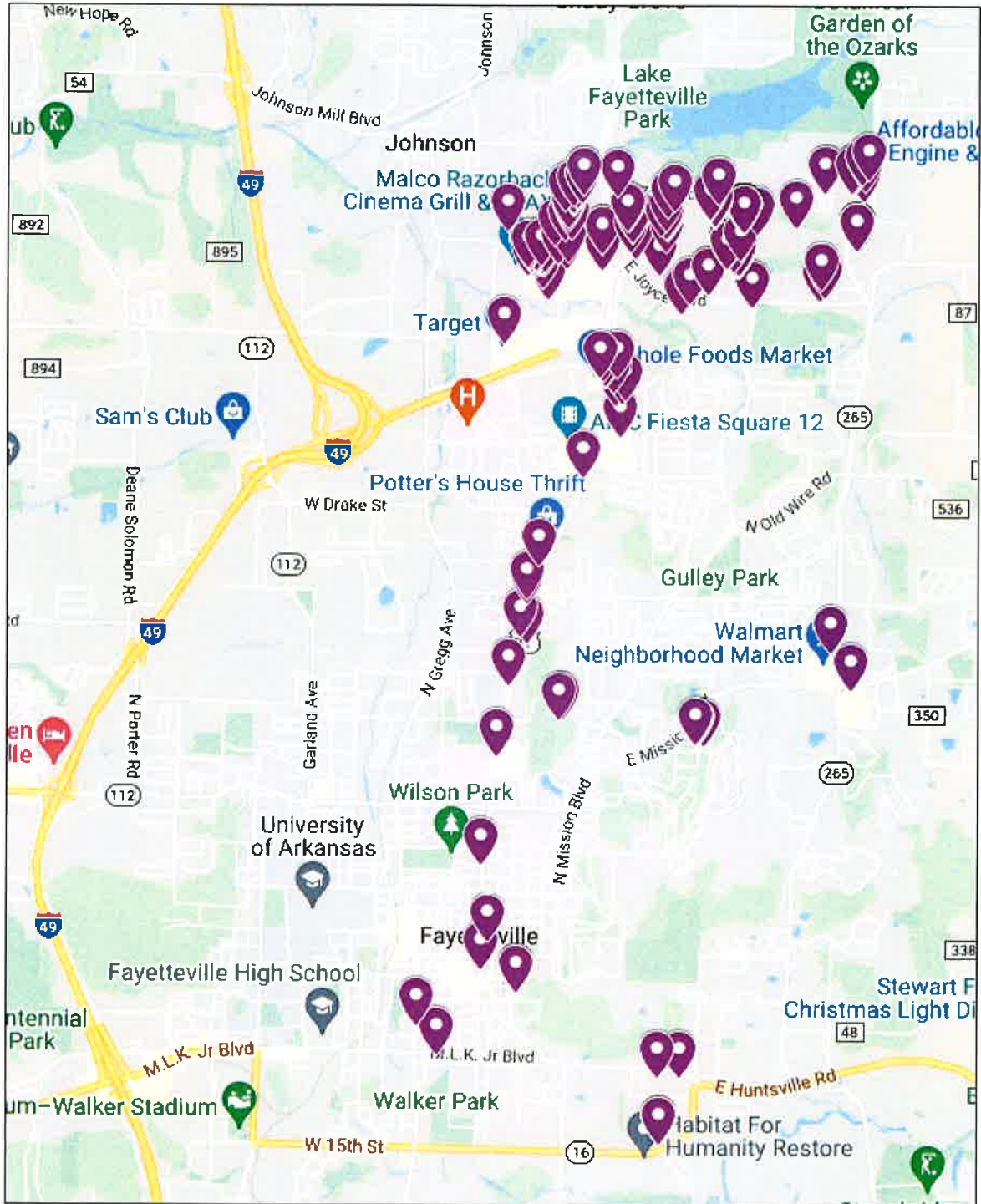
Weekday Requests



On Demand Trip Origin Locations

Fayetteville

March 2022



On Demand Transit

Rogers

March 2022

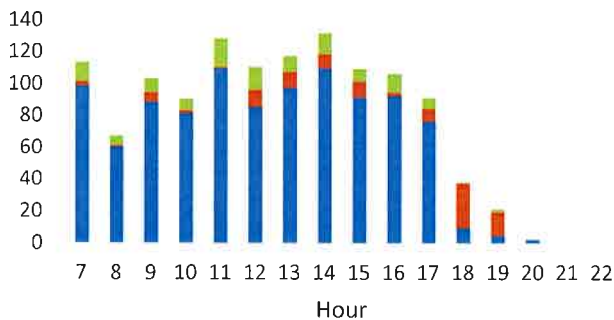
Weekdays

Date	Passenger Trips	Revenue Hours	Passengers per Hour	Seat Unavailable	Unaccepted Proposal	Avg Ride Distance
2022-03-01	24	23.0	1.0	5	9	3.6
2022-03-02	36	23.0	1.6	9	7	4.4
2022-03-03	57	20.3	2.8	3	12	4.1
2022-03-04	38	30.0	1.3	0	2	3.4
2022-03-07	46	23.0	2.0	3	9	3.8
2022-03-08	35	23.0	1.5	1	6	3.0
2022-03-09	57	23.0	2.5	4	10	3.1
2022-03-10	54	23.0	2.3	0	8	3.1
2022-03-11	1	2.0	0.5	8	1	4.7
2022-03-14	61	23.0	2.7	18	10	3.6
2022-03-15	60	23.0	2.6	6	7	3.6
2022-03-16	61	23.0	2.7	4	6	3.6
2022-03-17	51	23.0	2.2	4	2	3.3
2022-03-18	50	30.0	1.7	14	0	4.0
2022-03-21	61	23.0	2.7	2	3	3.4
2022-03-22	53	23.0	2.3	1	4	3.4
2022-03-23	61	23.0	2.7	8	3	3.4
2022-03-24	45	23.0	2.0	3	0	4.0
2022-03-25	50	30.0	1.7	1	8	3.1
2022-03-28	62	23.0	2.7	10	3	3.8
2022-03-29	60	23.0	2.6	4	7	3.9
2022-03-30	53	23.0	2.3	6	3	3.4
2022-03-31	47	23.0	2.0	5	4	3.7
Total	1,123	526.3	2.1	119	124	1.0

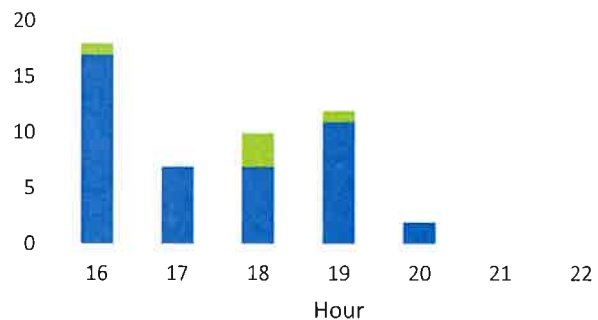
Saturday

Date	Passenger Trips	Revenue Hours	Passengers per Hour	Seat Unavailable	Unaccepted Proposal	Avg Ride Distance
2022-03-05	5	12.0	0.4	0	2	2.9
2022-03-12	14	12.0	1.2	0	1	2.7
2022-03-19	17	12.0	1.4	0	2	2.9
2022-03-26	18	12.0	1.5	0	0	3.1
Total	54	48.0	1.1	0	5	0.0

Weekday Requests



Saturday Requests



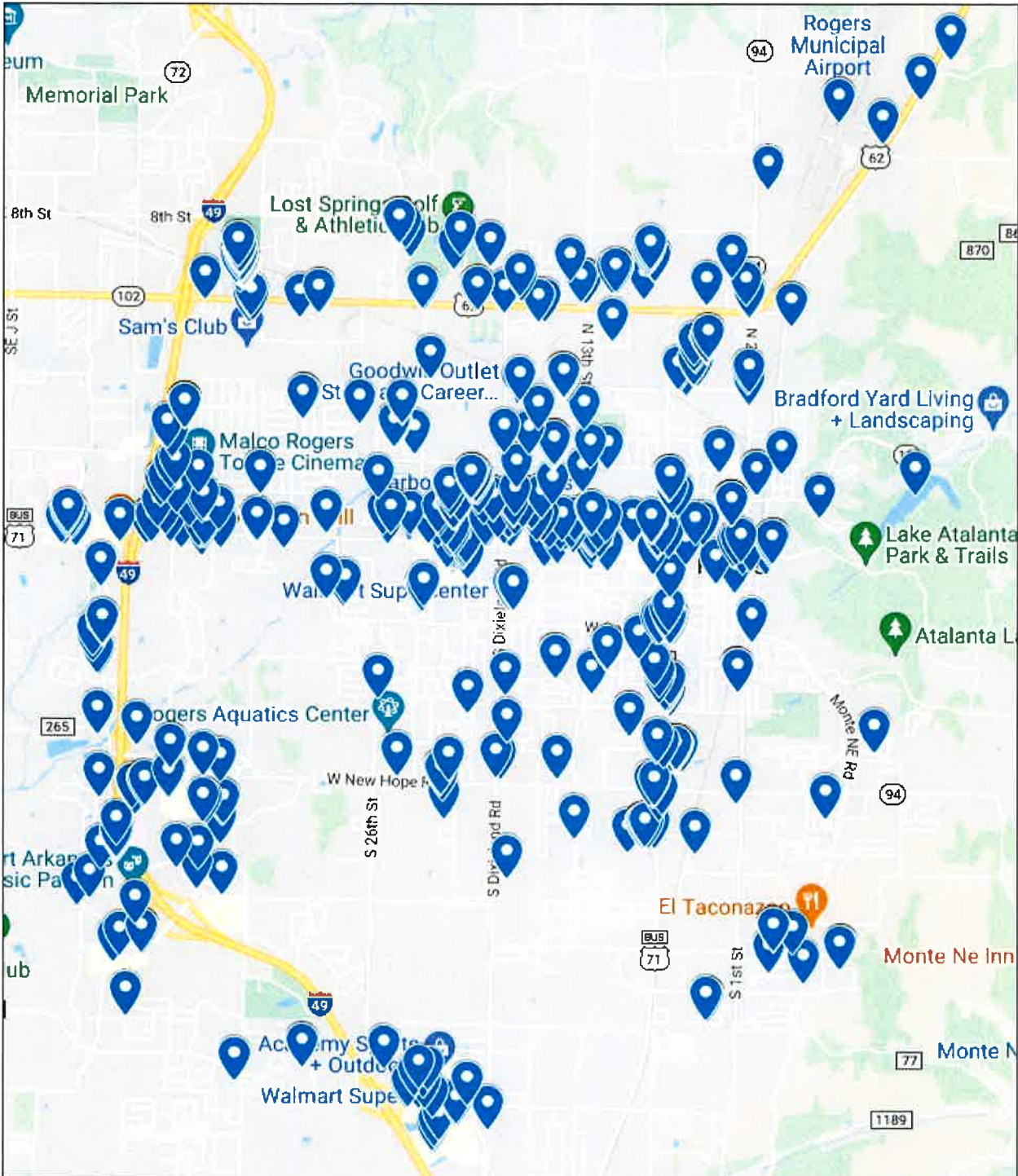
Completed Seat Unavailable Unaccepted Proposal

Completed Seat Unavailable Unaccepted Proposal

On Demand Trip Origin Locations

Rogers

March 2022



On Demand Transit

Bentonville

March 2022

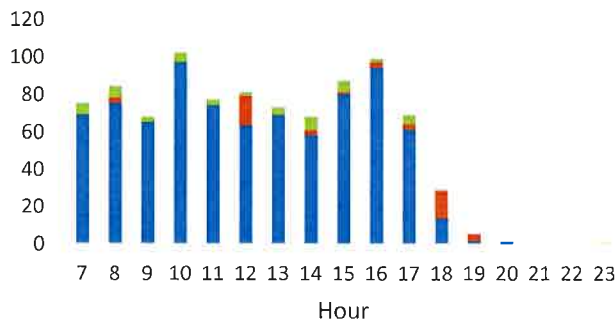
Weekdays

Date	Passenger Trips	Revenue Hours	Passengers per Hour	Seat Unavailable	Unaccepted Proposal	Avg Ride Distance
2022-03-01	22	23.0	1.0	1	5	2.9
2022-03-02	30	23.0	1.3	0	5	2.7
2022-03-03	32	23.0	1.4	4	1	2.5
2022-03-04	31	25.0	1.2	4	0	1.6
2022-03-07	33	23.0	1.4	2	3	2.9
2022-03-08	32	23.0	1.4	0	1	2.9
2022-03-09	33	23.0	1.4	0	1	2.8
2022-03-10	35	23.0	1.5	1	2	2.7
2022-03-11	1	2.0	0.5	6	1	3.7
2022-03-14	29	23.0	1.3	2	0	2.9
2022-03-15	46	23.0	2.0	0	0	2.6
2022-03-16	46	23.0	2.0	1	5	2.6
2022-03-17	49	23.0	2.1	1	5	3.1
2022-03-18	70	30.5	2.3	0	3	3.1
2022-03-21	45	23.0	2.0	1	1	3.3
2022-03-22	38	23.0	1.7	9	2	3.0
2022-03-23	41	23.0	1.8	2	3	2.5
2022-03-24	55	23.0	2.4	2	2	2.7
2022-03-25	66	34.0	1.9	1	1	2.9
2022-03-28	59	23.0	2.6	5	0	3.0
2022-03-29	76	23.0	3.3	9	3	2.8
2022-03-30	37	23.0	1.6	1	7	2.9
2022-03-31	63	23.0	2.7	7	2	3.4
Total	969	528.5	1.8	59	53	1.1

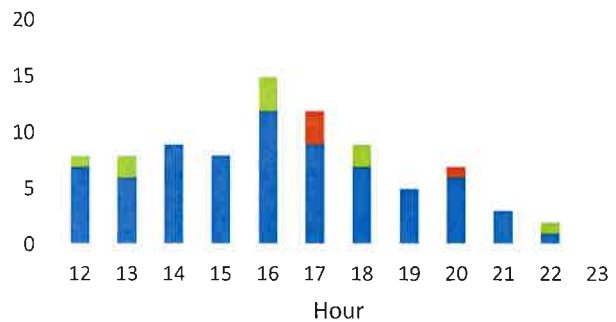
Saturday

Date	Passenger Trips	Revenue Hours	Passengers per Hour	Seat Unavailable	Unaccepted Proposal	Avg Ride Distance
2022-03-05	24	12.0	2.0	0	5	3.3
2022-03-12	14	24.0	0.6	1	2	3.3
2022-03-19	28	24.0	1.2	2	0	2.2
2022-03-26	21	12.0	1.8	1	2	2.8
Total	87	72.0	1.2	4	9	0.4

Weekday Requests



Saturday Requests



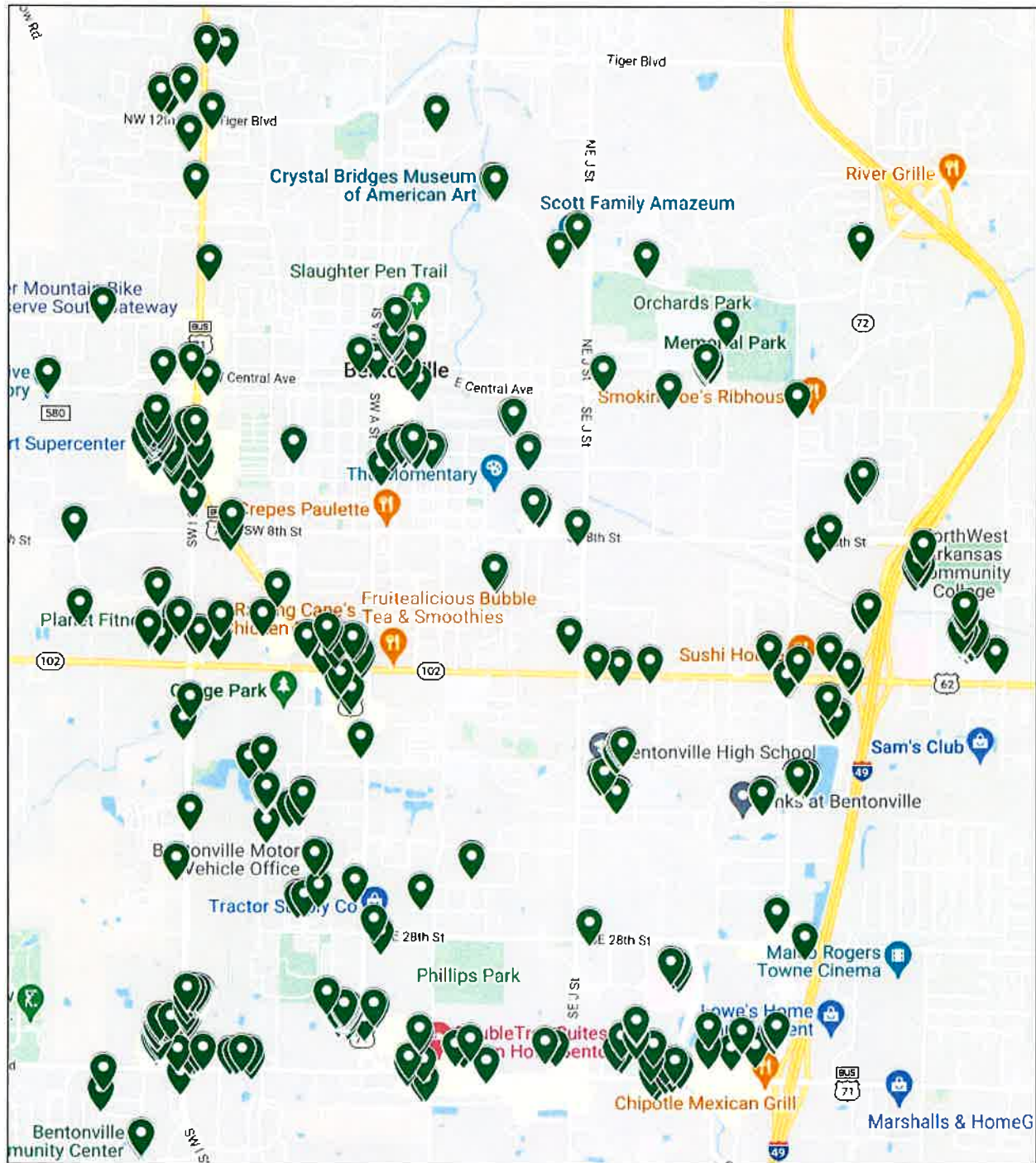
■ Completed ■ Seat Unavailable ■ Unaccepted Proposal

■ Completed ■ Seat Unavailable ■ Unaccepted Proposal

On Demand Trip Origin Locations

Bentonville

March 2022



Ridership Summary

March 2022

Traditional Fixed Routes

	March 2022			Year To Date		
	Weekday	Saturday	Total	Weekday	Saturday	Total
Fayetteville	7,325	0	7,325	19,565	0	19,565
Springdale	4,817	0	4,817	12,299	0	12,299
Rogers	0	0	0	0	0	0
Bentonville	0	0	0	841	0	841
Express	366	0	366	772	0	772
Total	12,508	0	12,508	33,477	0	33,477

On Demand Transit Routes

	March 2022			Year To Date		
	Weekday	Saturday	Total	Weekday	Saturday	Total
Fayetteville	381	0	381	410	0	410
Springdale	0	0	0	0	0	0
Rogers	1,123	54	1,177	2,197	105	2,302
Bentonville	969	87	1,056	1,000	87	1,087
Total	2,473	141	2,614	3,607	192	3,799

Paratransit Routes

	March 2022			Year To Date		
	Weekday	Saturday	Total	Weekday	Saturday	Total
Fayetteville	292	0	292	692	0	692
Springdale	400	0	400	931	0	931
Rogers	172	0	172	523	0	523
Bentonville	115	0	115	352	0	352
Other	244	0	244	513	0	513
Total	1,223	0	1,223	3,011	0	3,011

All ORT Routes

	March 2022			Year To Date		
	Weekday	Saturday	Total	Weekday	Saturday	Total
Fayetteville	7,998	0	7,998	20,667	0	20,667
Springdale	5,217	0	5,217	13,230	0	13,230
Rogers	1,295	54	1,349	2,720	105	2,825
Bentonville	1,084	87	1,171	2,193	87	2,280
Express	366	0	366	772	0	772
Other	244	0	244	513	0	513
Total	16,204	141	16,345	40,095	192	40,287

ORT Ridership Summary

Boardings	Jan-22	Feb-22	Mar-22	Apr-22	May-22	Jun-22	Jul-22	Aug-22	Sep-22	Oct-22	Nov-22	Dec-22	Total
Total System													
Fixed Route	13,209	8,945	15,122										37,276
ADA Paratransit	787	519	814										2,120
Demand Response	278	204	409										891
Total Passengers	14,274	9,668	16,345										40,287
Fayetteville													
Fixed Route	7,652	4,718	7,797										20,167
ADA Paratransit	218	124	242										584
Demand Response	33	25	50										108
Total Passengers	7,903	4,867	8,089										20,859
Springdale													
Fixed Route	4,270	3,313	4,908										12,491
ADA Paratransit	257	203	337										797
Demand Response	38	33	63										134
Total Passengers	4,565	3,549	5,308										13,422
Rogers													
Fixed Route	705	522	1,269										2,496
ADA Paratransit	169	131	138										438
Demand Response	29	22	34										85
Total Passengers	903	675	1,441										3,019
Bentonville													
Fixed Route	582	392	1,148										2,122
ADA Paratransit	132	57	94										283
Demand Response	33	15	21										69
Total Passengers	747	464	1,263										2,474
Other Areas													
Fixed Route	0	0	0										0
ADA Paratransit	11	4	3										18
Demand Response	145	109	241										495
Total Passengers	156	113	244										513

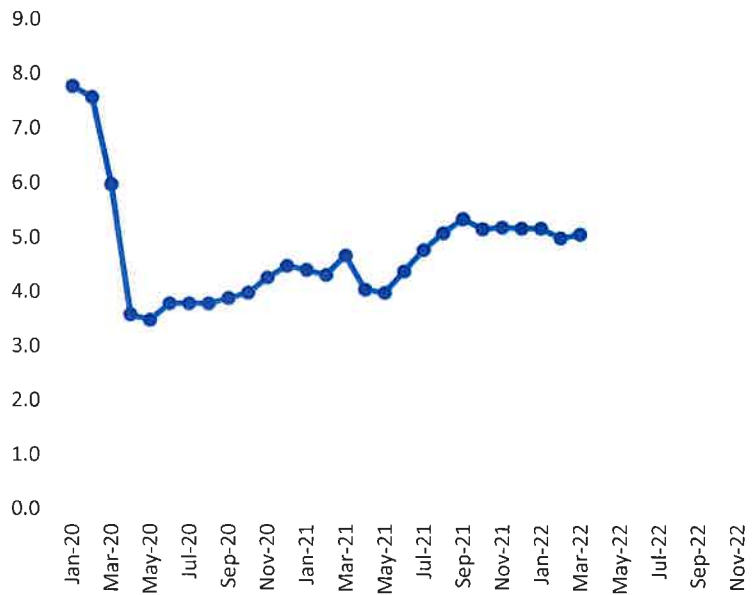
ORT Ridership Totals



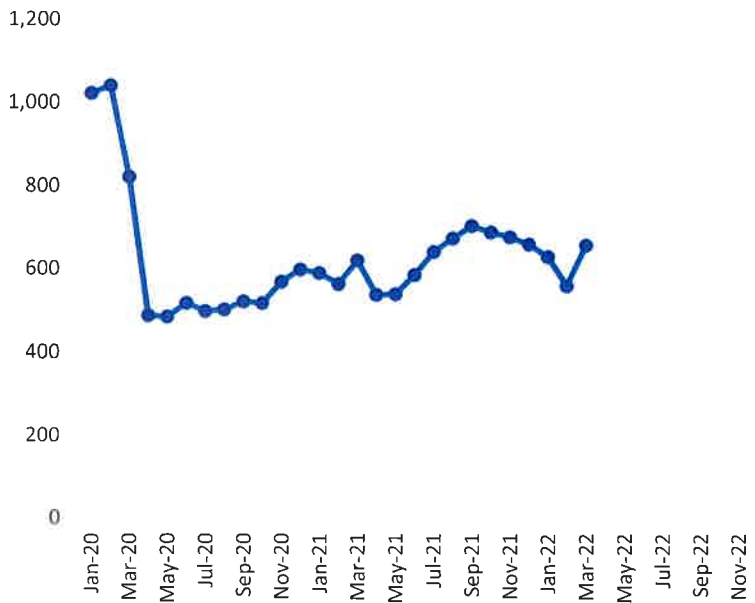
ORT Fixed Route Ridership Trends - January 2020 to Present

Month	Passengers per Revenue Hour	Daily Passengers
Jan-20	7.8	1,025
Feb-20	7.6	1,043
Mar-20	6.0	824
Apr-20	3.6	488
May-20	3.5	485
Jun-20	3.8	518
Jul-20	3.8	499
Aug-20	3.8	503
Sep-20	3.9	522
Oct-20	4.0	518
Nov-20	4.3	569
Dec-20	4.5	598
Jan-21	4.4	590
Feb-21	4.3	564
Mar-21	4.7	621
Apr-21	4.1	538
May-21	4.0	540
Jun-21	4.4	586
Jul-21	4.8	642
Aug-21	5.1	674
Sep-21	5.4	704
Oct-21	5.2	689
Nov-21	5.2	677
Dec-21	5.2	659
Jan-22	5.2	629
Feb-22	5.0	559
Mar-22	5.1	657
Apr-22		
May-22		
Jun-22		
Jul-22		
Aug-22		
Sep-22		
Oct-22		
Nov-22		
Dec-22		

Passengers per Revenue Hour



Daily Passengers

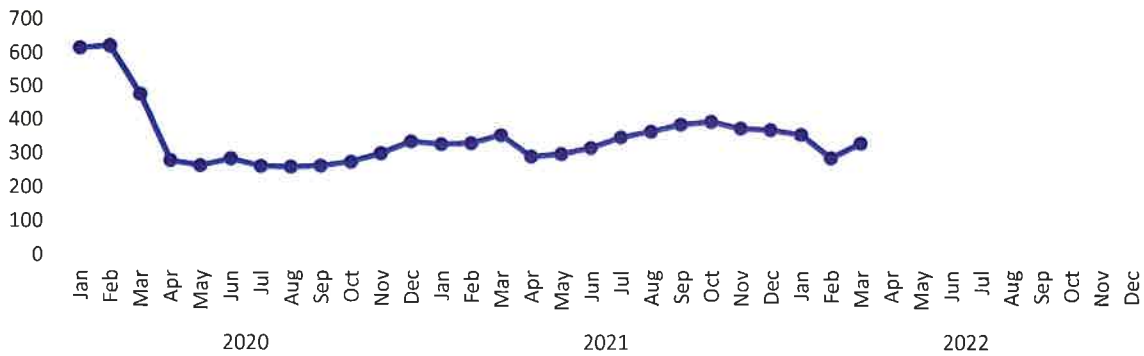


City of Fayetteville Fixed Routes

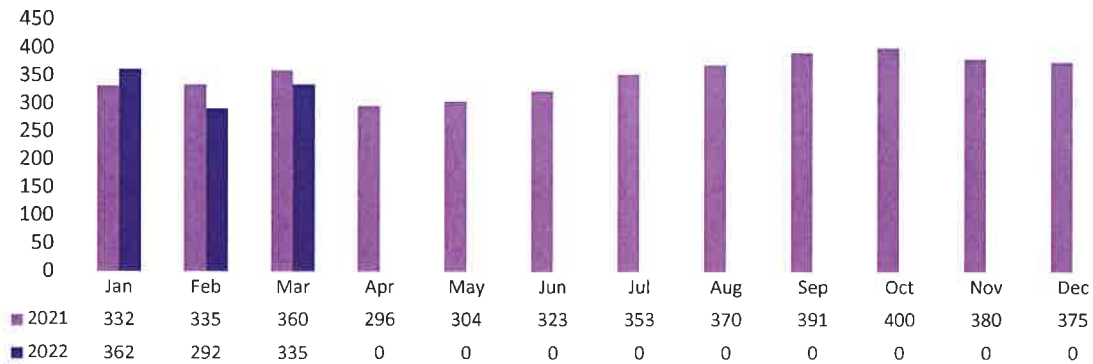
March 2022

Route	Days		Passengers			Revenue Hours			Passengers per Hour	
	Mar	2022	Daily	Mar	2022	Daily	Mar	2022	Mar	2022
10-1	23	60	161	3,706	9,007	12.6	290	757	12.8	11.9
10-2	10	22	31	305	810	6.5	65	185	4.7	4.4
10	23	60	161	3,706	9,007	12.6	290	757	12.8	11.9
20	23	60	144	3,314	8,899	13.1	301	785	11.0	11.3
F1	23	26	17	381	410	12.0	276	305	1.4	1.3
30	0	34		0	849		0	438		1.9
Total			322	7,401	19,165	37.7	867	2,284	8.5	8.4

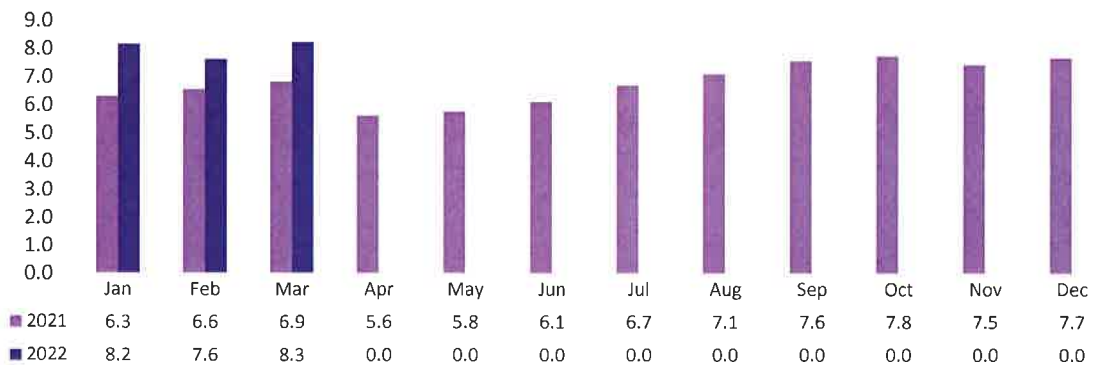
Average Daily Passengers



City Routes Daily Passengers



City Routes Passengers per Revenue Hour



City of Springdale Fixed Routes

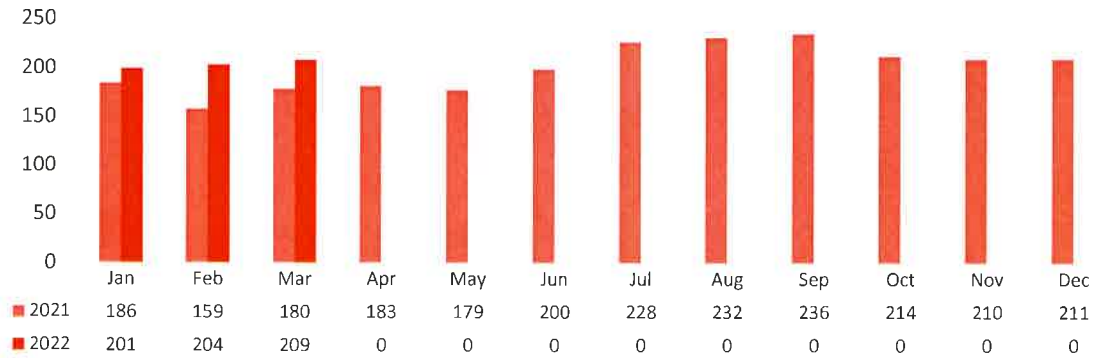
March 2022

Route	Days		Passengers			Revenue Hours			Passengers per Hour	
	Mar	2022	Daily	Mar	2022	Daily	Mar	2022	Mar	2022
61	23	60	96	2,208	5,716	12.5	287	759	7.7	7.5
62	23	60	97	2,231	5,597	13.0	299	792	7.5	7.1
63	21	58	18	378	986	8.0	168	458	2.3	2.2
Total			211	4,817	12,299	33.5	754	2,009	6.4	6.1

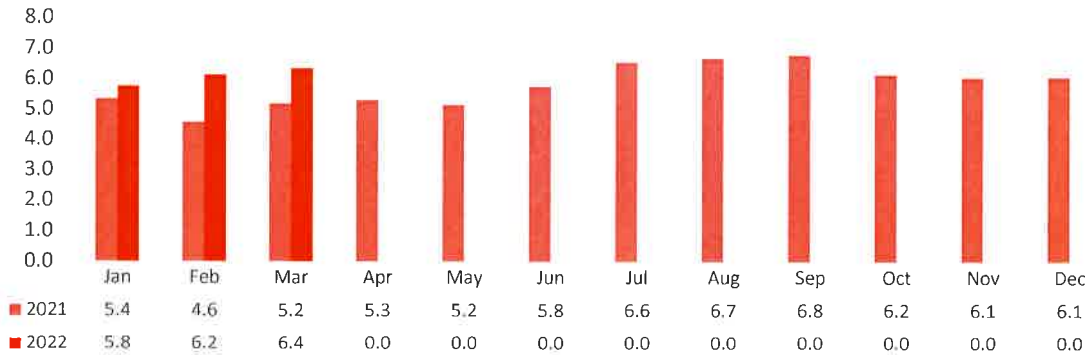
Average Daily Passengers



City Routes Daily Passengers



City Routes Passengers per Revenue Hour

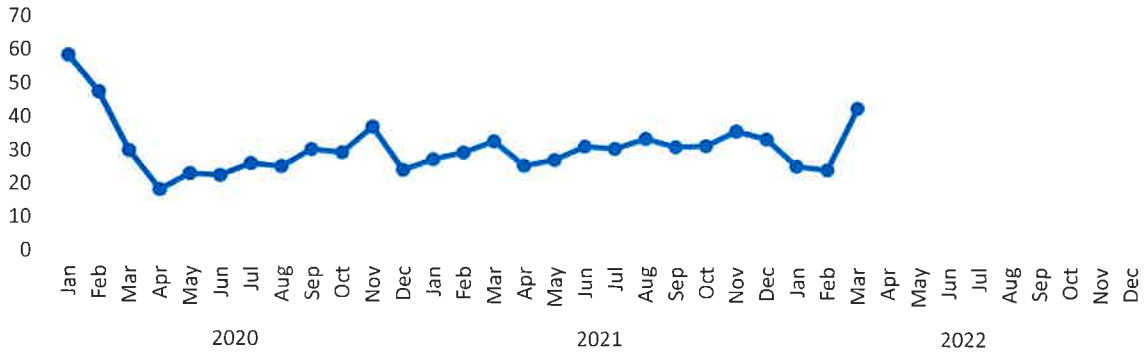


City of Rogers Fixed Routes

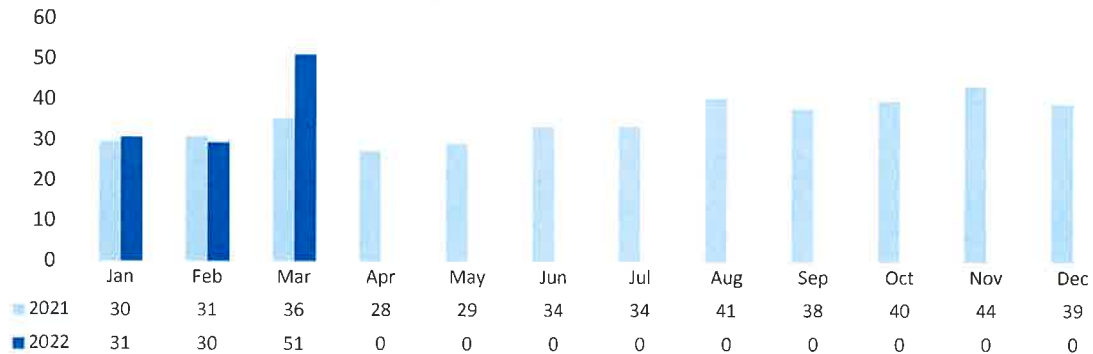
March 2022

Route	Days		Passengers			Revenue Hours			Passengers per Hour	
	Mar	2022	Daily	Mar	2022	Daily	Mar	2022	Mar	2022
R1	27	31	23	619	658	10.6	286	319	2.2	2.1
R2	27	31	21	558	586	10.7	289	322	1.9	1.8
ODT1	0	40		0	575		0	445		1.3
ODT2	0	31		0	483		0	360		1.3
Total			44	1,177	2,302	21.3	574	1,445	2.0	1.6

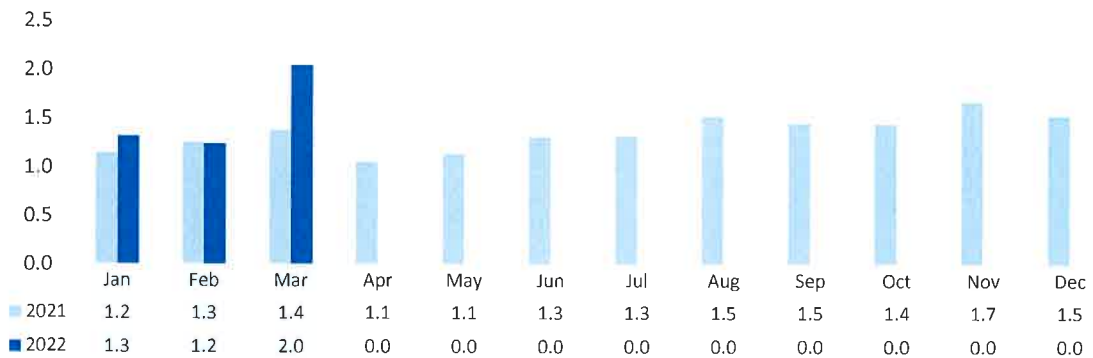
Average Daily Passengers



City Routes Daily Passengers



City Routes Passengers per Revenue Hour

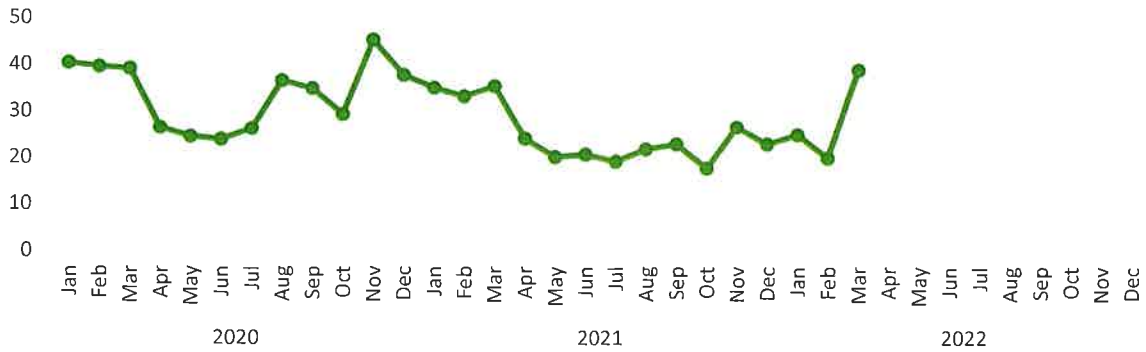


City of Bentonville Fixed Route

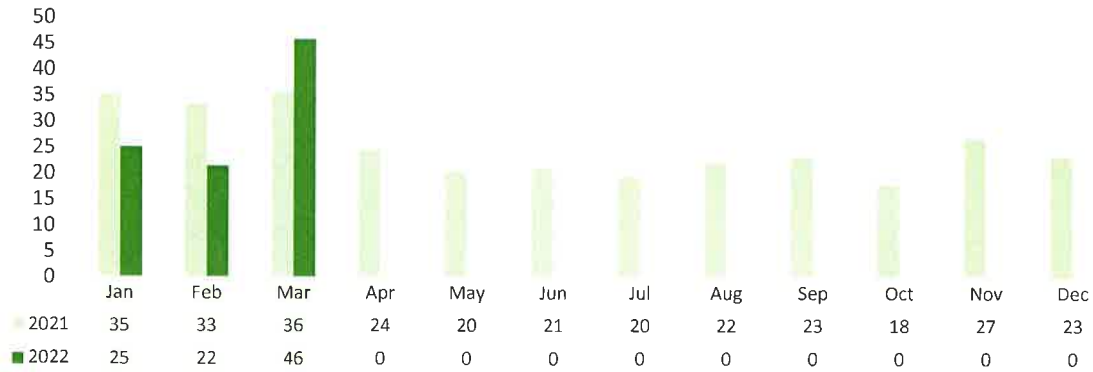
March 2022

Route	Days		Passengers			Revenue Hours			Passengers per Hour	
	Mar	2022	Daily	Mar	2022	Daily	Mar	2022	Mar	2022
B1	26	30	20	527	543	11.8	307	346	1.7	1.6
B2	26	30	20	529	544	11.3	294	333	1.8	1.6
11	0	34		0	841		0	306		2.7
Total			41	1,056	1,928	23.1	601	985	1.8	2.0

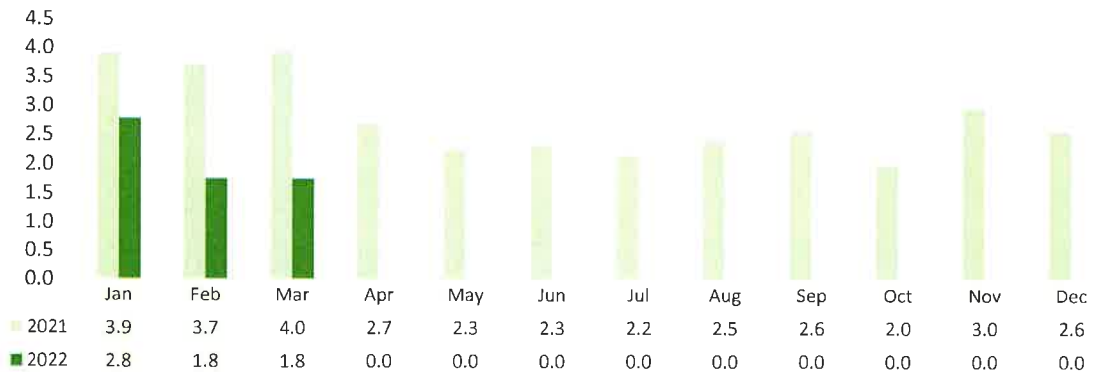
Average Daily Passengers



City Route Daily Passengers



City Route Passengers per Revenue Hour

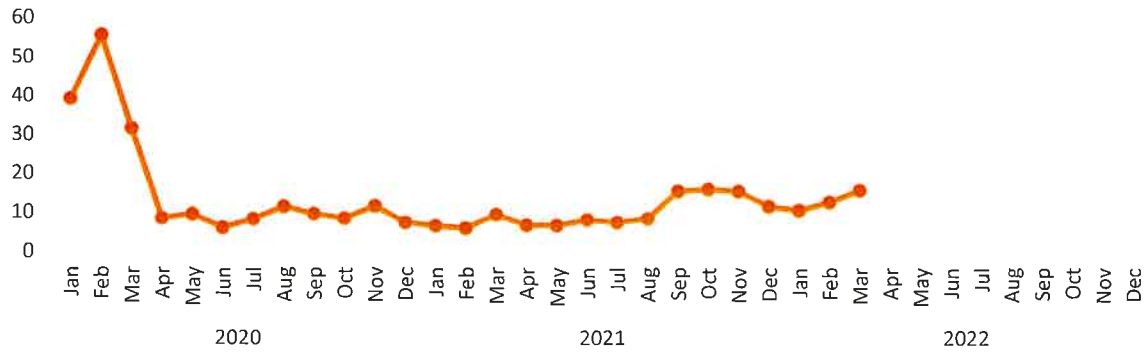


490 Express Route

March 2022

Route	Days		Passengers			Revenue Hours			Passengers per Hour	
	Mar	2022	Daily	Mar	2022	Daily	Mar	2022	Mar	2022
490	23	58	16	366	772	4.6	107	374	3.4	2.1
Total			16	366	772	5	107	374	3.4	2.1

Average Daily Passengers



**Passenger Boardings by City
YTD through March**

Benton County	2022				2021			
	Fixed Route	ADA Paratransit	Demand Response	Total	Fixed Route	ADA Paratransit	Demand Response	Total
Avoca	0	0	0	0	0	0	0	0
Bella Vista	0	0	0	0	0	0	0	0
Benton County	0	0	0	0	0	0	4	4
Bentonville	2,122	283	69	2,474	2,173	425	157	2,755
Bethel Heights	0	0	0	0	0	0	0	0
Cave Springs	0	0	0	0	0	0	0	0
Centerton	0	0	1	1	0	0	3	3
Garfield	0	0	0	0	0	0	0	0
Gravette	0	0	0	0	0	0	0	0
Little Flock	0	0	0	0	0	0	0	0
Lowell	0	18	1	19	0	0	20	20
Pea Ridge	0	0	1	1	0	0	2	2
Rogers	2,496	438	85	3,019	2,027	496	140	2,663
Siloam Springs	0	0	0	0	0	0	0	0
Total	4,618	739	157	5,514	4,200	921	326	5,447

Washington County	2022				2021			
	Fixed Route	ADA Paratransit	Demand Response	Total	Fixed Route	ADA Paratransit	Demand Response	Total
Elkins	0	0	0	0	0	0	0	0
Farmington	0	0	1	1	0	0	9	9
Fayetteville	20,167	584	108	20,859	20,390	503	205	21,098
Goshen	0	0	0	0	0	0	0	0
Greenland	0	0	0	0	0	0	0	0
Johnson	0	0	0	0	0	0	0	0
Lincoln	0	0	0	0	0	0	0	0
Prairie Grove	0	0	0	0	0	0	0	0
Springdale	12,491	797	134	13,422	10,515	742	111	11,368
Washington County	0	0	0	0	0	0	0	0
West Fork	0	0	0	0	0	0	2	2
Total	32,658	1,381	243	34,282	30,905	1,245	327	32,477

Carroll County	2022				2021			
	Fixed Route	ADA Paratransit	Demand Response	Total	Fixed Route	ADA Paratransit	Demand Response	Total
Berryville	0	0	464	464	0	0	532	532
Carroll County	0	0	8	8	0	0	60	60
Eureka Springs	0	0	19	19	0	0	0	0
Green Forest	0	0	0	0	0	0	1	1
Total	0	0	491	491	0	0	593	593

Madison County	2022				2021			
	Fixed Route	ADA Paratransit	Demand Response	Total	Fixed Route	ADA Paratransit	Demand Response	Total
Huntsville	0	0	0	0	0	0	0	0
Madison County	0	0	0	0	0	0	0	0
Total	0	0	0	0	0	0	0	0

Grand Total	2022				2021			
	Fixed Route	ADA Paratransit	Demand Response	Total	Fixed Route	ADA Paratransit	Demand Response	Total
Grand Total	37,276	2,120	891	40,287	35,105	2,166	1,246	38,517