



City of Farmington
354 W. Main Street
P.O. Box 150
Farmington, AR 72730
479-267-3865
479-267-3805 (fax)

CITY COUNCIL AGENDA
September 12, 2022

A regular meeting of the Farmington City Council will be held on
Monday, September 12, 2022, 6:00 p.m.
City Hall
354 W. Main Street, Farmington, Arkansas.

1. Call to Order – Mayor Ernie Penn
2. Roll Call – City Clerk Kelly Penn
3. Pledge of Allegiance
4. Comments from Citizens – the Council will hear brief comments at this time from citizens. No action will be taken. All comments will be taken under advisement.
5. Approval of the minutes August 8, 2022, City Council Minutes
6. Financial Reports
7. Entertain a motion to read all ordinances and resolutions by title only.
8. Proclamations, special announcements, committee/commission/council appointments.
9. Committee Reports
 - a. Street Committee
 - b. Community Development Committee
 - c. Park & Recreation Committee
10. Items to be removed from City of Farmington Inventory – **SEE MEMO**

NEW BUSINESS

11. Ordinance No. 2022-15 – An ordinance levying a tax on the real and personal property within the City of Farmington, Arkansas, for the year 2023 fixing the rate thereof at 5.0 mils and certifying the same to the County Clerk of Washington County, Arkansas.

INFORMATIONAL ITEMS:

- A. City Business Manager Report
- B. Court Clerk Monthly Distribution Report
- C. Fire Department Report
- D. Police Department Report
- E. Building/Public Works Report
- F. Library Report
- G. Sports & Recreation Report
- H. Planning Commission Minutes
- I. Ozark Regional Transit

MINUTES

Minutes of the Regular Farmington City Council Meeting August 8, 2022

The regular meeting of the Farmington City Council scheduled for Monday, August 8th, 2022, was called to order at 6:00 pm by Mayor Ernie Penn. City Clerk Kelly Penn called the roll and the following Council Members answered to their names: Sherry Mathews, Hunter Carnahan, Keith Lipford, Linda Bell, Brenda Cunningham, Bobby Morgan, Diane Bryant and Shelly Parsley. City Attorney Steve Tennant was present.

Comments from Citizens

Mayor Penn asked if there was anyone who wished to comment at this time. Marc Pulse, 12385 Richardson Road addressed the city council with concerns about excessive speeding on Richardson Road. He used several time samples, work times, shift changes and late night, and many times the speed was over 60 MPH. Hook Lane to Clubhouse Parkway dips and if you were pulling into a driveway, the speed could make it really close. He knew speed bumps had been objected due to the hazards for rescue vehicles. Could the rescue vehicles use a gps to detect the speed bumps or flashing lights to warn as they approached? There are new additions and traffic funnels thru there and speed is an issue. People are also having excess parking down the sidewalk, kids on electric scooters and skateboards have to walk around them. He would like to have speed bumps put in as well as the police department patrol the area.

Approval of the minutes for the July 11, 2022, Regular Meeting.

On the motion of Council Member Bryant, a second by Council Member Parsley and by the consent of all Council Members present after a roll call vote, the minutes were approved as presented by a vote of 8-0.

Financial Reports.

Mayor Penn presented the financial reports to the City Council. City sales tax increased 25.2 % and State sales tax increased 19.4 %. Mayor Penn advised the council that the city would be moving \$2,000,000 (two million dollars) from the general fund into a one-year certificate of deposit earning 2.25 % interest with the First Community Bank of Batesville. The transfer is to be signed and authorized by Mayor Ernie Penn, City Clerk Kelly Penn and City Business Manager Melissa McCarville. City Clerk Penn informed the council that that if there were any projects that they would like to see budgeted for in the 2023 fiscal year that they should let her know or the Mayor and a list could be compiled to be shared with the city council and schedule a work session, if needed, to go over when the budget is being prepared.

Entertain a motion to read all Ordinances and Resolutions by title only.

On the motion of Council Member Cunningham and a second by Council Member Lipford and by the consent of all Council Members present after a roll call vote, the motion to read all Ordinances and Resolutions by title only was approved 8-0.

Proclamations, Special Announcements, Committee/Commission Appointments. Committee Reports

Economic Development Grant for the Senior Center- Mayor Penn informed the council that the city had been awarded a \$200,000 (two hundred thousand dollars) grant for physical additions to the Farmington Senior Center.

Trails Grant – Mayor Penn advised the city had received the highest score awarded for consideration of the trails grant, this is just step one with several more to go, but the city is in good shape.

City of Fayetteville Water & Sewer Rates – Mayor Penn and City Attorney Tennant attended the city council meeting at Fayetteville with regards to the proposed increase of water and sewer rates to the residents of Farmington and surrounding towns. The city of Fayetteville tabled the item until their December 13th meeting. City Attorney Tennant and Mayor Penn will be negotiating the renewal of our water contract to reflect rates that are fair and equitable to our citizens, not a 39% increase as proposed by the Black & Veech Study.

HMRAC Tour – Mayor Penn and representatives for the HMRAC committee and Linus Medical meet on July 25th to tour 2 sites in Farmington for their business.

Chick-Fil-A – Mayor Penn has been in talks with a local Chick-fil-a franchise owner to add a location in Farmington. They are considering putting a food truck in Farmington.

Police Captain Wilbanks informed the city council that School Resource Officer Jimmy Brotherton had been awarded the School Resource Office of the Year in the State of Arkansas. Officer Brotherton was presented a plaque and Mayor Penn gave him a key to the city.

Committee Reports

Street Committee – Meeting minutes included in packet.

Community Development Committee – Meeting minutes included in packet.

Parks & Recreation Committee – Chairwoman Mathews advised the council the Farmington Heights HOA had been elected and she would be meeting with them to select the amenities to their neighborhood park. It's an acre lot and there will be no offsite parking.

Items to be removed from City of Farmington Inventory – None.

Old Business – None.

New Business

Ordinance No. 2022-14 An Ordinance to amend Ordinance No. 99.8.1 (D) §3 to modify the measuring criteria for lots in Cul-de-Sacs

Council Member Carnahan made a motion to suspend the rule requiring the reading of an ordinance in full on three different dates be suspended and for Ordinance 2022-14 be read one time by title only, it was seconded by Council Member Cunningham and after a roll call vote, the motion was approved 8-0. City Attorney Tennant read Ordinance 2022-14 by title only. Mayor Penn asked Shall the ordinance pass? After a roll call vote the motion passed 8-0. A motion to pass Ordinance 2022-14 with an Emergency Clause was made by Council Member Carnahan and seconded by Council Member Mathews, after a roll call vote the motion passed 8-0.

Award Bid to Sweetser Construction in the amount \$127,070 for construction of RCP drainage structures on Goose Creek.

On the motion of Council Member Carnahan and a second by Council Member Cunningham and by the consent of all Council Members present after a roll call vote, the motion to award the contract to Sweetser Construction in the amount of \$127,070.00 (One hundred twenty-seven thousand and seventy dollars) was approved 8-0.

2022 Additional Subsidy Funding Request from Central EMS in the amount of \$28,655.00.

On the motion of Council Member Bell and a second by Council Member Lipford and by the consent of all Council Members present after a roll call vote, the motion to approve the additional 2022 subsidy to CEMS for \$28,655.00 (Twenty-eight thousand, six hundred and fifty-five dollars) was approved 8-0.

There being no further business to come before the council and on the motion of Council Member Morgan and seconded by Council Member Lipford and by the consent of all members present, the meeting adjourned at 6:50pm until the next regularly scheduled meeting to be held Monday, September 12th, 2022 in the City Council Chambers at City Hall, located at 354 West Main Street, Farmington, Arkansas.

Approved;

Mayor Ernie Penn

Attest; _____

City Clerk Kelly Penn

Financial

MONTH	CITY SALES TAX		STATE SALES TAX		STATE SALES TAX	
	2021	2022	2021	2022		
JANUARY	\$ 176,605.15	\$ 253,791.83	\$ 118,422.94	\$ 149,600.30		
FEBRUARY	\$ 191,113.19	\$ 268,481.85	\$ 132,077.29	\$ 160,478.16		
MARCH	\$ 173,156.53	\$ 220,557.24	\$ 116,243.77	\$ 137,886.58		
APRIL	\$ 159,711.77	\$ 204,221.59	\$ 103,435.79	\$ 132,413.09		
MAY	\$ 212,317.86	\$ 255,812.04	\$ 145,997.63	\$ 158,981.00		
JUNE	\$ 195,552.42	\$ 227,119.01	\$ 133,392.16	\$ 151,944.94		
JULY	\$ 203,173.25	\$ 254,482.95	\$ 133,013.22	\$ 158,818.37		
AUGUST	\$ 207,265.88	\$ 192,593.14	\$ 130,850.39	\$ 157,877.74		
SEPTEMBER	\$ 239,117.11		\$ 136,498.27			
OCTOBER	\$ 225,821.18		\$ 146,632.25			
NOVEMBER	\$ 247,429.21		\$ 145,564.50			
DECEMBER	\$ 233,116.01		\$ 141,427.84			
Monthly Comparison - August 2021/August 2022		\$ (14,672.74)	Increase (Decrease)	\$ 12,354.61		\$ 27,027.35
YTD comparison		Increase for 2022 over 2021 YTD - City Sales Tax		\$ 358,163.60	Increase for 2022 over 2021 YTD - State Sales Tax	\$ 194,566.99
Total Actual Income vs 2022 Budgeted Income		County Wide Sales Tax	City Sales Tax	Total Sales Tax	Increase YTD 2022	\$ 552,730.59
Budget 2022		\$1,444,984.82	\$2,100,000.00			
Actual 2022 (thru August)		\$1,208,000.18	\$1,877,059.65			

GENERAL FUND

9:06 AM

Statement of Revenue and Expenditures

	Year-To-Date	Annual Budget	Jan 2022
	Jan 2022	Jan 2022	Dec 2022
	Aug 2022	Dec 2022	Percent of
	Actual		Budget
Revenue & Expenditures			
GENERAL REVENUES			
Revenue			
ACCIDENT REPORT REVENUES	1,155.10	1,500.00	77.01%
ACT 833	21,422.80	20,000.00	107.11%
ALCOHOL SALES TAX	3,652.95	4,000.00	91.32%
ANIMAL CONTROL REVENUES	1,881.20	2,500.00	75.25%
BUILDING INSPECTION FEES	241,478.73	175,000.00	137.99%
BUSINESS LICENSES	6,091.70	6,000.00	101.53%
CITY COURT FINES	85,756.55	120,000.00	71.46%
CITY SALES TAX REVENUES	1,877,059.65	2,100,000.00	89.38%
COUNTY TURNBACK	409,330.26	475,000.00	86.17%
DEVELOPMENT FEES	29,306.59	20,000.00	146.53%
FRANCHISE FEES	365,534.12	375,000.00	97.48%
GARAGE SALE PERMITS	1,369.90	2,000.00	68.50%
GRANTS	844,183.69	0.00	0.00%
INTEREST REVENUES	9,779.75	20,000.00	48.90%
MISCELLANEOUS REVENUES	33,874.95	0.00	0.00%
Off Duty Police Reimbursement	2,421.48	4,000.00	60.54%
PARK RENTAL	4,445.01	5,000.00	88.90%
PAYMENT IN LIEU OF	34,200.00	125,000.00	27.36%
Police Stipend Income	96,885.00	0.00	0.00%
SALES TAX - OTHER	1,208,000.18	1,444,984.82	83.60%
SPORTS COMPLEX FEES	46,036.79	35,000.00	131.53%
SRO REIMBURSEMENT REVENUES	50,543.83	100,000.00	50.54%
STATE TURNBACK	83,888.33	95,000.00	88.30%
Revenue	\$5,458,298.56	\$5,129,984.82	

9/7/2022

GENERAL FUND

9:06 AM

Statement of Revenue and Expenditures

	Year-to-Date	Annual Budget	Jan 2022
	Jan 2022	Jan 2022	Dec 2022
	Aug 2022	Dec 2022	Percent of
	Actual		Budget
ADMINISTRATIVE DEPT			
Expenses			
ADDITIONAL SERVICES EXPENSE	250,791.53	190,000.00	132.00%
ADVERTISING EXPENSE	2,412.63	6,000.00	40.21%
BANK CHARGE	1,901.39	0.00	0.00%
BUILDING MAINT & CLEANING	34,869.09	35,000.00	99.63%
CREDIT CARD FEE EXPENSE	0.00	1,000.00	0.00%
ELECTION EXPENSES	0.00	5,000.00	0.00%
ENGINEERING FEES	87,509.55	200,000.00	43.75%
INSURANCES EXPENSE	893.87	75,000.00	1.19%
LEGAL FEES	6,801.80	10,000.00	68.02%
MATERIALS & SUPPLIES EXPENSE	14,517.70	17,000.00	85.40%
MISCELLANEOUS EXPENSE	404,093.41	2,000.00	20,204.67%
NEW EQUIPMENT PURCHASE	11,455.41	25,000.00	45.82%
PAYROLL EXP - CITY ATTRNY	43,486.40	65,000.00	66.90%
PAYROLL EXP - ELECTED OFFICIAL	90,053.83	132,000.00	68.22%
PAYROLL EXP - REGULAR	159,803.83	243,000.00	65.76%
PLANNING COMMISSION	13,161.80	21,000.00	62.68%
POSTAGE EXPENSE	827.47	2,000.00	41.37%
PROFESSIONAL SERVICES	29,026.19	10,000.00	290.26%
REPAIR & MAINT - BUILDING	109.75	2,500.00	4.39%
REPAIR & MAINT - OFFICE EQUIP	2,823.96	4,000.00	70.60%
SERVICE CHARGES	130.00	1,000.00	13.00%
TECHNICAL SUPPORT	20,130.61	40,000.00	50.33%
TELECOMMUNICATION EXPENSES	2,149.92	12,000.00	17.92%
TRANSFER TO ARPA FUND	766,564.64	0.00	0.00%
TRAVEL, TRAINING & MEETINGS	13,842.63	20,000.00	69.21%
UTILITIES EXPENSES	61,411.88	70,000.00	87.73%
Expenses	\$2,018,769.29	\$1,188,500.00	

9/7/2022

GENERAL FUND

9:06 AM

Statement of Revenue and Expenditures

	Year-to-Date	Annual Budget	Jan 2022
	Jan 2022	Jan 2022	Dec 2022
	Aug 2022	Dec 2022	Percent of
	Actual		Budget
ANIMAL CONTROL DEPT			
Expenses			
FUEL EXPENSES	1,514.10	2,000.00	75.71%
MATERIALS & SUPPLIES EXPENSE	1,313.77	1,100.00	119.43%
PAYROLL EXP - REGULAR	42,853.99	67,000.00	63.96%
PROFESSIONAL SERVICES	8,670.00	15,000.00	57.80%
REPAIR & MAINT - AUTOMOBILES	39.55	1,500.00	2.64%
REPAIR & MAINT - EQUIPMENT	0.00	500.00	0.00%
TRAVEL, TRAINING & MEETINGS	0.00	500.00	0.00%
UNIFORMS/GEAR EXPENSE	65.90	500.00	13.18%
Expenses	\$54,457.31	\$88,100.00	

9/7/2022

GENERAL FUND

9:06 AM

Statement of Revenue and Expenditures

	Year-to-Date	Annual Budget	Jan 2022
	Jan 2022	Jan 2022	Dec 2022
	Aug 2022	Dec 2022	Percent of
	Actual		Budget
BUILDING PERMIT DEPT			
Expenses			
FUEL EXPENSES	4,565.51	6,000.00	76.09%
NEW EQUIPMENT PURCHASE	2,081.96	0.00	0.00%
PAYROLL EXP - REGULAR	99,092.06	159,800.00	62.01%
REPAIR & MAINT - AUTOMOBILES	1,468.28	2,000.00	73.41%
TRAVEL, TRAINING & MEETINGS	4,497.88	5,000.00	89.96%
UNIFORMS/GEAR EXPENSE	0.00	1,000.00	0.00%
Expenses	\$111,705.69	\$173,800.00	

9/7/2022

GENERAL FUND

9:06 AM

Statement of Revenue and Expenditures

	<u>Year-To-Date</u>	<u>Annual Budget</u>	<u>Jan 2022</u>
	<u>Jan 2022</u>	<u>Jan 2022</u>	<u>Dec 2022</u>
	<u>Aug 2022</u>	<u>Dec 2022</u>	<u>Percent of</u>
	<u>Actual</u>		<u>Budget</u>
FIRE DEPT			
Expenses			
ADVERTISING EXPENSE	2,034.83	1,000.00	203.48%
BUILDING MAINT & CLEANING	16,172.00	0.00	0.00%
FUEL EXPENSES	10,404.19	7,800.00	133.39%
HAZMAT EXPENSES	2,270.12	2,400.00	94.59%
MATERIALS & SUPPLIES EXPENSE	4,512.54	9,500.00	47.50%
MISCELLANEOUS EXPENSE	0.00	500.00	0.00%
NEW EQUIPMENT PURCHASE	0.00	65,000.00	0.00%
PAYROLL EXP - REGULAR	546,589.78	880,350.00	62.09%
PROFESSIONAL SERVICES	4,631.00	5,000.00	92.62%
REPAIR & MAINT - BUILDING	84,659.62	18,200.00	465.16%
REPAIR & MAINT - EQUIPMENT	3,207.32	10,000.00	32.07%
REPAIR & MAINT - TRUCK	5,581.55	10,500.00	53.16%
TRAVEL, TRAINING & MEETINGS	8,852.49	18,000.00	49.18%
UNIFORMS/GEAR EXPENSE	15,085.98	15,700.00	96.09%
Expenses	\$704,001.42	\$1,043,950.00	

9/7/2022

GENERAL FUND

9:06 AM

Statement of Revenue and Expenditures

	Year-to-Date	Annual Budget	Jan 2022
	Jan 2022	Jan 2022	Dec 2022
	Aug 2022	Dec 2022	Percent of
	Actual		Budget
LAW ENFORCE - COURT			
Expenses			
MATERIALS & SUPPLIES EXPENSE	628.23	3,000.00	20.94%
MISCELLANEOUS EXPENSE	0.00	400.00	0.00%
NEW EQUIPMENT PURCHASE	0.00	3,000.00	0.00%
PAYROLL EXP - REGULAR	51,302.37	89,726.99	57.18%
POSTAGE EXPENSE	81.89	1,800.00	4.55%
PROSECUTING ATTORNEY	12,000.00	18,000.00	66.67%
REPAIR & MAINT - OFFICE EQUIP	0.00	500.00	0.00%
SPECIAL COURT COSTS	0.00	7,500.00	0.00%
TRAVEL, TRAINING & MEETINGS	458.21	6,000.00	7.64%
Expenses	\$64,470.70	\$129,926.99	

9/7/2022

GENERAL FUND

9:06 AM

Statement of Revenue and Expenditures

	Year-To-Date	Annual Budget	Jan 2022
	Jan 2022	Jan 2022	Dec 2022
	Aug 2022	Dec 2022	Percent of
	Actual		Budget
LAW ENFORCE - POLICE			
Expenses			
ADVERTISING EXPENSE	0.00	100.00	0.00%
BREATHALYZER EXPENSES	394.45	700.00	56.35%
DRUG TASK FORCE	1,500.00	2,000.00	75.00%
FUEL EXPENSES	42,029.21	65,000.00	64.66%
MATERIALS & SUPPLIES EXPENSE	17,327.78	60,000.00	28.88%
MISCELLANEOUS EXPENSE	0.00	500.00	0.00%
NEW EQUIPMENT PURCHASE	101,502.00	81,000.00	125.31%
Off Duty Police Pay	2,077.75	4,000.00	51.94%
PAYROLL EXP - REGULAR	964,826.10	1,552,930.00	62.13%
PAYROLL EXP - SRO	90,201.14	160,930.00	56.05%
REPAIR & MAINT - AUTOMOBILES	26,801.38	25,000.00	107.21%
REPAIR & MAINT - EQUIPMENT	0.00	3,000.00	0.00%
TRAVEL, TRAINING & MEETINGS	1,683.96	7,000.00	24.06%
UNIFORMS/GEAR EXPENSE	8,798.39	15,000.00	58.66%
Expenses	\$1,257,142.16	\$1,977,160.00	

9/7/2022

GENERAL FUND

9:06 AM

Statement of Revenue and Expenditures

	<u>Year-to-Date</u>	<u>Annual Budget</u>	<u>Jan 2022</u>
	<u>Jan 2022</u>	<u>Jan 2022</u>	<u>Dec 2022</u>
	<u>Aug 2022</u>	<u>Dec 2022</u>	<u>Percent of</u>
	<u>Actual</u>		<u>Budget</u>
LIBRARY			
Expenses			
LIBRARY TRANSFER	57,000.00	57,000.00	100.00%
Expenses	\$57,000.00	\$57,000.00	

9/7/2022

GENERAL FUND

9:06 AM

Statement of Revenue and Expenditures

	Year-to-Date	Annual Budget	Jan 2022
	Jan 2022	Jan 2022	Dec 2022
	Aug 2022	Dec 2022	Percent of
	Actual		Budget
PARKS DEPT			
Expenses			
CAPITAL IMPROVEMENT	0.00	125,000.00	0.00%
ENGINEERING FEES	36,936.00	25,000.00	147.74%
MATERIALS & SUPPLIES EXPENSE	6,043.50	10,000.00	60.44%
MISCELLANEOUS EXPENSE	300.00	0.00	0.00%
NEW EQUIPMENT PURCHASE	6,643.67	20,000.00	33.22%
PAYROLL EXP - REGULAR	126,902.33	182,297.83	69.61%
PROFESSIONAL SERVICES	0.00	2,500.00	0.00%
REPAIR & MAINT - BUILDING	606.95	0.00	0.00%
REPAIR & MAINT - EQUIPMENT	2,627.48	3,000.00	87.58%
SPORTS PARK MATERIALS	12,922.07	25,000.00	51.69%
SPORTS PARK NEW EQUIP	0.00	10,000.00	0.00%
SPORTS PARK PROF SERV	46,143.22	45,000.00	102.54%
SPORTS PARK REPAIR/MAINT	724.95	2,500.00	29.00%
SPORTS PARK UNIFORMS	375.13	250.00	150.05%
SPORTS PARK UTILITIES	12,172.73	15,000.00	81.15%
UNIFORMS/GEAR EXPENSE	93.93	1,000.00	9.39%
UTILITIES EXPENSES	6,753.45	5,000.00	135.07%
Expenses	\$259,245.41	\$471,547.83	

STREET FUND
Statement of Revenue and Expenditures

	Year-To-Date Jan 2022 Aug 2022 Actual	Annual Budget Jan 2022 Dec 2022	Jan 2022 Dec 2022 Percent of Budget
Revenue & Expenditures			
Revenue			
GRANTS	24,400.00	0.00	0.00%
INTEREST REVENUES	206.93	1,000.00	20.69%
MISCELLANEOUS REVENUES	0.00	100.00	0.00%
STREET COUNTY TURNBACK	45,003.52	45,000.00	100.01%
STREET STATE TURNBACK	431,063.90	450,000.00	95.79%
TRANSFER INCOME	389,342.02	389,342.02	100.00%
Revenue	\$890,016.37	\$885,442.02	
Expenses			
ADVERTISING EXPENSE	0.00	1,000.00	0.00%
ENGINEERING FEES	13,912.33	30,000.00	46.37%
FUEL EXPENSES	10,023.55	12,500.00	80.19%
MATERIALS & SUPPLIES EXPENSE	13,199.53	15,000.00	88.00%
MISCELLANEOUS EXPENSE	0.00	500.00	0.00%
NEW EQUIPMENT PURCHASE	92,039.64	125,000.00	73.63%
PAYROLL EXP - REGULAR	137,541.55	219,342.02	62.71%
PROFESSIONAL SERVICES	7,594.56	2,000.00	379.73%
REPAIR & MAINT - BUILDING	6,872.00	2,000.00	343.60%
REPAIR & MAINT - EQUIPMENT	3,991.26	10,000.00	39.91%
STREET LIGHTS	43,825.54	150,400.00	29.14%
STREET/ROAD REPAIRS	428,181.50	300,000.00	142.73%
TRAVEL, TRAINING & MEETINGS	0.00	500.00	0.00%
UNIFORMS/GEAR EXPENSE	438.03	2,200.00	19.91%
UTILITIES EXPENSES	13,180.96	15,000.00	87.87%
Expenses	\$770,800.45	\$885,442.02	

LIBRARY FUND
Statement of Revenue and Expenditures

	Current Period Jan 2022 Aug 2022 Actual	Annual Budget Jan 2022 Dec 2022	Jan 2022 Dec 2022 Percent of Budget
Revenue & Expenditures			
Revenue			
Donations	915.50	0.00	0.00%
FINES & COSTS	25.00	0.00	0.00%
FINES/LOST ITEMS	2,234.53	2,000.00	111.73%
INTEREST REVENUES	37.10	0.00	0.00%
TRANS FROM GENERAL FUND	57,000.00	57,000.00	100.00%
WASHINGTON CO LIBRARY	169,992.00	216,994.00	78.34%
Revenue	\$230,204.13	\$275,994.00	
Expenses			
ADVERTISING EXPENSE	707.99	1,000.00	70.80%
BOOKS AND MEDIA	23,034.60	32,000.00	71.98%
BUILDING MAINT & CLEANING		4,800.00	0.00%
GRANT EXPENSE	3,054.24	0.00	0.00%
MATERIALS & SUPPLIES EXPENSE	23,131.98	14,694.00	157.42%
MISCELLANEOUS EXPENSE		500.00	0.00%
NEW EQUIPMENT PURCHASE	2,381.56	7,000.00	34.02%
PAYROLL EXP - REGULAR	123,376.68	200,700.00	61.47%
POSTAGE EXPENSE	26.30	300.00	8.77%
PROGRAMS EXPENSE	3,050.00	4,000.00	76.25%
REPAIR & MAINT - BUILDING	1,917.09	0.00	0.00%
TECHNICAL SUPPORT	4,856.13	7,000.00	69.37%
TRAVEL, TRAINING & MEETINGS	370.00	1,000.00	37.00%
UTILITIES EXPENSES	2,341.39	3,000.00	78.05%
Expenses	\$188,247.96	\$275,994.00	



P.O. Box 1009
Searcy, AR 72145

Statement Date

08/31/22

Account Number

Page 1 of 1

0 CYCLE-019

RECEIVED
SEP 06 2022
CITY OF FARMINGTON



*****AUTO**SCH 5-DIGIT 72761
12221 0.4550 AV 0.455 41 1 28
CITY OF FARMINGTON
PO BOX 150
FARMINGTON AR 72730-0150



Monthly Statement Summary

CHECKING ACCOUNT

NEG RATE MM INV PF

ACCOUNT NUMBER

PREVIOUS STATEMENT BALANCE AS OF 07/31/22

\$4,061,336.60

PLUS 1 DEPOSITS AND OTHER CREDITS

\$1,552.21

LESS 0 CHECKS AND OTHER DEBITS

\$0.00

CURRENT STATEMENT BALANCE AS OF 08/31/22

\$4,062,888.81

NUMBER OF DAYS IN THIS STATEMENT PERIOD

31

Checking Account Transactions

Date	Description	Debits	Credits
08/31	INTEREST PAYMENT		\$1,552.21

Balance By Date

07/31 | \$4,061,336.60 08/31 | \$4,062,888.81

Payer Federal Id Number

Interest Paid Year To Date

\$9,263.78



Arvest Member FDIC

Online Printable Version

Note: Changes on this screen are not actionable and will not be saved.

Account Portfolio as of Wednesday, 09/07/2022 09:36:32 AM

Account Display	
<input checked="" type="radio"/> Display By Account Type	<input type="radio"/> Sort By Account Number
<input type="radio"/> Display By Asset/Liability	<input checked="" type="radio"/> Sort By Account Name

Checking Accounts

Account Name	Account Number	Today's Beginning Balance	Available Balance	Collected Balance	Relationship Balance
<u>Administration of Justice</u>		\$5,425.00	\$5,425.00	\$5,425.00	\$0.00
<u>ARPA Fund</u>		\$1,412,502.26	\$1,412,502.26	\$1,412,502.26	\$0.00
<u>Catastrophic</u>		\$137,746.20	\$137,746.20	\$137,746.20	\$0.00
<u>Court Automation</u>		\$49,972.22	\$49,972.22	\$49,972.22	\$0.00
<u>Court Fines</u>		\$20,358.77	\$21,273.77	\$21,273.77	\$0.00
<u>Debt Service</u>		\$2,568.26	\$2,568.26	\$2,568.26	\$0.00
<u>General Fund Checking</u>		\$839,967.25	\$839,967.25	\$839,967.25	\$0.00
<u>Library Fund</u>		\$124,237.17	\$124,237.17	\$124,237.17	\$0.00
<u>Money Market</u>		\$1,212,317.26	\$1,212,317.26	\$1,212,317.26	\$0.00
<u>Payroll Account</u>		\$138,474.89	\$62,873.73	\$62,873.73	\$0.00
<u>Street Fund</u>		\$740,242.50	\$740,242.50	\$740,242.50	\$0.00
Totals		\$4,683,811.78	\$4,609,125.62	\$4,609,125.62	

This page printed on 09/07/2022 09:36:40 AM

Agenda Item 10

(remove from inventory)



City of Farmington
354 W. Main Street
P.O. Box 150
Farmington, AR 72730
479-267-3865
479-267-3805 (fax)

MEMO

To: Farmington City Council
Ernie Penn, Mayor
Kelly Penn, City Clerk

From: William Hellard Chief
Re: REMOVAL OF UNIT
Date: 7/1/22

Recommendation

We are requesting the removal of 2014 Chevy Tahoe 1GNSK2E04ER205001 from inventory, as of 9/30/22.

Background

This unit is being replaced with a 2022 Dodge Ram 1500 pickup truck. The Chevy Tahoe is being sold to Wedington Fire Department for \$16000.

Discussion

This unit will be sold to reduce the cost of the new Dodge Ram 1500 pickup. Cost of the Dodge Ram 1500 pickup with the emergency lighting package is \$45888.30. Sale price of the Tahoe is \$16,000. Net cost of the vehicle to the City will be \$29888.30.

Agenda Item 11

ORDINANCE NO. 2022-15

AN ORDINANCE LEVYING A TAX ON THE REAL AND PERSONAL PROPERTY WITHIN THE CITY OF FARMINGTON, ARKANSAS, FOR THE YEAR 2023 FIXING THE RATE THEREOF AT 5.0 MILS AND CERTIFYING THE SAME TO THE COUNTY CLERK OF WASHINGTON COUNTY, ARKANSAS.

WHEREAS, it is necessary to collect taxes on both real and personal property in order to provide service to the citizens of the City of Farmington, and the State law of the City of Farmington is allowed to do so:

NOW THEREFORE BE IT ORDAINED BY THE CITY COUNCIL OF THE CITY OF FARMINGTON, ARKANSAS:

Section 1: That a tax is hereby levied on the real and personal property within the City of Farmington, Arkansas for the year 2023, to be collected in 2024, for the following purposes at the following rates:

REAL AND PERSONAL PROPERTY

<u>Purpose</u>	<u>Levy</u>
General Fund	5.0 Mills

Section 2: That the real and personal property tax so levied and the rate provided therefore are hereby certified to the Clerk of Washington County, Arkansas, to be placed in the tax book by the County Clerk and collected in the same manner that the county and school district taxes are collected.

Section 3: That the City Clerk is authorized and directed to file certified copies of the Ordinance in the Office of the County Recorder, County Clerk, County Assessor and the County Tax Collector for Washington County, Arkansas.

Section 4: Repealing Clause. All other Ordinances and parts of Ordinances in conflict herewith are hereby repealed.

Section 5: Severability Clause. In the event any portion of the Ordinance is declared inoperative or invalid as a result of a statute or judicial decision, then only that portion

expressly so declared to be inoperative or invalid shall be affected thereby and all other provisions hereof shall remain in full force and effect.

Section 6: Emergency Clause. That the City Council of the City of Farmington, Arkansas, further determines that this Ordinance is necessary to adequately and properly protect the inhabitants of the City; therefore, an emergency is hereby declared to exist and this ordinance shall be in full force and effect from and after its passage and approval.

PASSED AND APPROVED this 12th day of September, 2022.

APPROVED:

Ernie Penn, Mayor

ATTEST:

Kelly Penn, City Clerk

Informational Items



354 W. Main Street
P.O. Box 150
Farmington, AR 72730
479-267-3865
479-267-3805 (fax)
City Business Manager Report
September 2022
City Council Meeting

- Shasta will all celebrate 6 years with the City this month. Thank her for her service!
- The kickball league is up and running. Call Laurie Adkins with questions.
- We have been awarded the TAP grant from NWARD. The grant is in the amount of \$500,000 and will go toward our trail project. We are waiting to hear about the State TAP grant. That award should be announced in November.
- There is a new line item in General Fund revenue titled Police Stipend, in the amount of \$96,885.00. We ran a payroll to pay the police officers their stipend and these funds were transferred into the Payroll account. The money covered \$5,000 stipend for 18 officers, plus the city portion of Social Security and Medicare.
- The new owners of the duplexes are amenable to our request for easements. We are finalizing the paper work.
- No word from legislative audit yet. I'll let you all know when they schedule our audit.
- With the help of Garver Engineering we are applying for Bridge Investment Program - Planning, Bridge Projects, and Large Bridge Projects, Department of Transportation DOT, Federal Highway Administration. This grant will cover both large bridges on Double Springs and the culvert in between. This is federal money and is a complicated application process. \$10,000,000,000.00 in grant funding is possible; we are asking for 5,265,000.00; our match would be \$585,000.00.

***“Carry out a random act of kindness, with no expectation of reward,
safe in the knowledge that one day someone might do the same for you.”***

~Princess Diana.


WASHINGTON COUNTY DISTRICT COURT FARMINGTON DEPARTMENT MONTHLY DISTRIBUTION WORKSHEET AUGUST 2022

ADMIN OF JUSTICE FUND	Check 1	Dept. of Finance and Administration	Total for Check 1	\$ 2,077.40	Chk# 2217
	Check 2	General Fund	Total for Check 2	\$ 1,814.85	Chk# 2218
	Check 3	Washington County Treasurer (Act 1256)	Total for Check 3	\$ 1,532.75	Chk# 2219
Total Checks Admin of Justice					\$5,425.00

COURT COST & FINE	Check 4	Administration of Justice Fund				
		CCCR- Court Cost-Criminal		\$ 585.00		
		CCCRO-CourtCost Criminal Ordinance		\$ 100.00		
		CCDRUG-Court Costs - Drug		\$ 55.00		
		CCDWI-Court Cost DWI		\$ 595.00		
		CCTR- Court Cost-Traffic		\$ 1,475.00		
		CCTRO- Court Cost-Traffic Ordinance		\$ 2,395.00		
		CCFTPI - Court Cost Insurance		\$ 220.00		
	Total for Check 4			Chk# 3822	\$5,425.00	
	Check 5	General Fund				
	FINE- Fines Collected		\$ 7,298.00			
	WF - Warrant Fee		\$ 285.00			
	FTPRFL-FTPR+60 Days Fines-Local		\$ 325.00			
	NLIFL-No Liability Ins. Fines-Local		\$ 1,063.75			
	FTPIPFL- Failure to present Ins Proof 20% Local		\$ 5.00			
	FTPRLOC-Fines Local		\$ 115.00			
Total for Check 5			Chk# 3823	\$9,091.75		
Check 6	Court Automation Fund					
	CFEE-Local Court Automation		\$ 1,352.50			
Total for Check 6			Chk# 3824	\$1,352.50		
Check 7	Department of Finance & Administration					
	CFEES - State Court Automation Fee		\$ 1,362.00			
	CVCF - Child Victim Crime Fee (5-4-703(a))		\$ 75.00			
	DCSAF - Drug Crime Special Assess Fee		\$ 215.00			
	DVPFF - Domestic Violence Peace Fund Fee		\$ 25.00			
	DVSFF - Domestic Violence Shelter Fund Fee		\$ 10.00			
	NIFS - New Installment Fee - State		\$ 2,707.50			
Total for Check 7			Chk# 3825	\$4,394.50		
Check 8	Arkansas State Treasury					
	FTPIPFS - Arkansas First Responder Fund 80%		\$ 20.00			
	MVLF- Motor Vehicle Liability Fine		\$ 125.00			
Total for Check 8			Chk# 3826	\$145.00		
Check 10	Arkansas State Treasury					
	DRUG - Drug Court Cost 1/2 State Fee		\$ 150.00			
Total for Check 9			Chk# 3827	\$150.00		
Check 9	Washington County Treasurer					
	JBAF - Jail Booking and Admin Fee		\$ 20.00			
	CJF - County Jail Fee		\$ 1,405.00			
Total for Check 10			Chk# 3828	\$1,425.00		

Monthly Total	\$21,983.75
Year to Date	\$155,272.12

 9/1/2022
Ernie Penn, Mayor Date

 9/10/2022
Kim Bentley, Chief Court Clerk Date

Graham Nations, District Judge Date

Fire Department



Sept. 2022 Monthly Report for the Mayor and City Council

Information:

Four firefighters are currently the Northwest Arkansas Fire Academy.

The Department Hosted Propane 101 to Advanced Tactics Course.

The Department attended the Active Shooter Integrated Response Course.

The Fire Department has had 107 overlapping calls this year. This is 16% of our call volume.

Farmington Fire Department

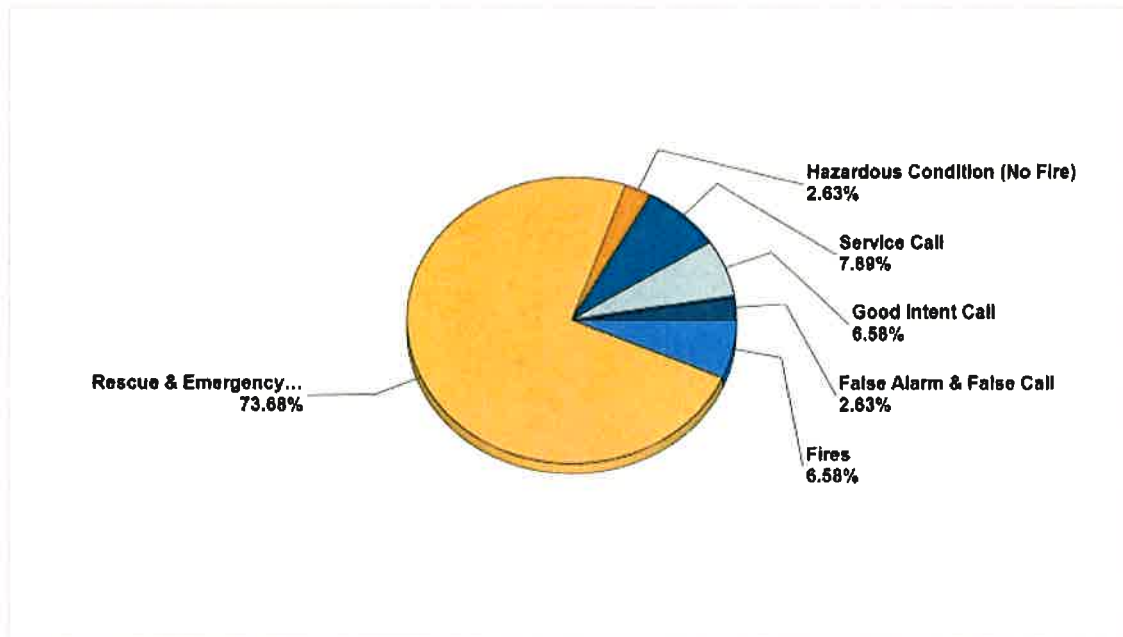
Farmington, AR

This report was generated on 9/1/2022 9:14:17 AM



Breakdown by Major Incident Types for Date Range

Zone(s): All Zones | Start Date: 08/01/2022 | End Date: 08/31/2022



MAJOR INCIDENT TYPE	# INCIDENTS	% of TOTAL
Fires	5	6.58%
Rescue & Emergency Medical Service	56	73.68%
Hazardous Condition (No Fire)	2	2.63%
Service Call	6	7.89%
Good Intent Call	5	6.58%
False Alarm & False Call	2	2.63%
TOTAL	76	100%

Fire Department



Farmington Fire Department

Farmington, AR

This report was generated on 8/1/2022 9:15:27 AM



Code Hours Summary per Training Code For Date Range

Training Code(s): All Training Codes | Start Date: 08/01/2022 | End Date: 08/31/2022

Total Training Hours By Code	
Total Hours for Training Code: Apparatus Driving Simulator	27:00
Total Hours for Training Code: Apparatus Operator: Mobile Water Supply	20:00
Total Hours for Training Code: Apparatus Operator: Pumper	7:00
Total Hours for Training Code: Building Constructions	2:00
Total Hours for Training Code: Care of Apparatus and Equipment	79:30
Total Hours for Training Code: Chemistry of Fire	2:00
Total Hours for Training Code: Crew Resource Management	3:00
Total Hours for Training Code: EMS CEUS	34:00
Total Hours for Training Code: EMS-Trauma	3:00
Total Hours for Training Code: Evaluation and Discipline	4:30
Total Hours for Training Code: Fire Ground Health and Safety	63:00
Total Hours for Training Code: Fire Inspections	29:30
Total Hours for Training Code: Fire Pumps	19:00
Total Hours for Training Code: Firefighting Tactics	35:00
Total Hours for Training Code: Firefighting Tools	17:30
Total Hours for Training Code: Forcible Entry	3:00
Total Hours for Training Code: Hose Practices	26:00
Total Hours for Training Code: ICS 300	4:00
Total Hours for Training Code: Ladder Practices	6:00
Total Hours for Training Code: Managing Incidents	30:00
Total Hours for Training Code: Map and Territory Study	60:00
Total Hours for Training Code: Monitoring Equipment	6:00
Total Hours for Training Code: Mutual Aid Training	8:00
Total Hours for Training Code: Night Training	20:00
Total Hours for Training Code: Nozzles and Appliances	10:00
Total Hours for Training Code: Portable Extinguishers	8:00
Total Hours for Training Code: Pre-Fire Planning	6:00
Total Hours for Training Code: Radio Communications	6:00
Total Hours for Training Code: Rapid Intervention Crew Certification Course	6:00
Total Hours for Training Code: Required Recruit Training	43:00
Total Hours for Training Code: Rescue: Equipment and Procedures	106:00
Total Hours for Training Code: Ropes and Knots	3:00
Total Hours for Training Code: RT: Confined Space Rescue I Course	4:00
Total Hours for Training Code: Rules and Regulations	6:00
Total Hours for Training Code: Salvage and Overhaul	3:00
Total Hours for Training Code: SCBA	63:00
Total Hours for Training Code: Scenario	99:00

Displays the total training hours per for each of the selected Training Codes. NOTE that this report only applies to accounts that are set to Track Hours by Training Code. Archived Training Codes are not included in this report. This report also includes hours for non-agency Personnel. This report pulls training hours from the Training Code Hours field on the Info Page.

EMERGENCY REPORTING
 emergencyreporting.com
 Doc Id: 1621
 Page # 1 of 2

Total Hours for Training Code: Sprinklers and Standpipes	9:30	
Total Hours for Training Code: Target Hazards	4:00	
Total Hours for Training Code: Training and Coaching	1:00	
Totals for all selected Training Codes 8/1/2022 - 8/31/2022	26 personnel	679:30

Fire Department



Sept. 2022 Monthly Report for the Mayor and City Council

Information:

Four firefighters are currently the Northwest Arkansas Fire Academy.

The Department Hosted Propane 101 to Advanced Tactics Course.

The Department attended the Active Shooter Integrated Response Course.

The Fire Department has had 107 overlapping calls this year. This is 16% of our call volume.

Farmington Fire Department

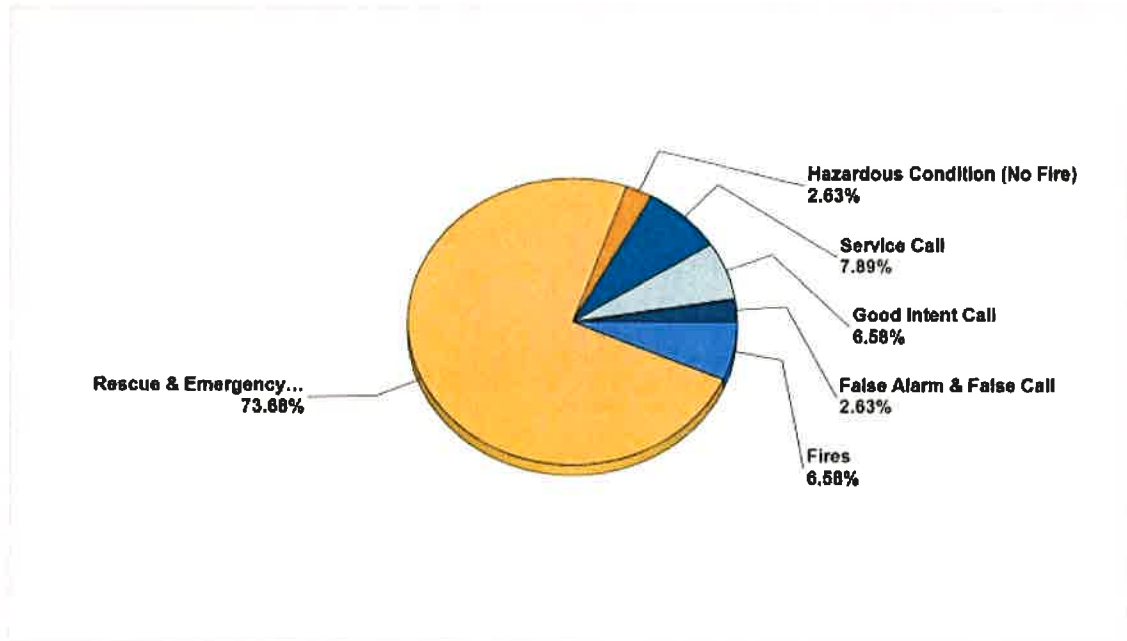
Farmington, AR

This report was generated on 9/1/2022 9:14:17 AM



Breakdown by Major Incident Types for Date Range

Zone(s): All Zones | Start Date: 08/01/2022 | End Date: 08/31/2022



MAJOR INCIDENT TYPE	# INCIDENTS	% of TOTAL
Fires	5	6.58%
Rescue & Emergency Medical Service	56	73.68%
Hazardous Condition (No Fire)	2	2.63%
Service Call	6	7.89%
Good Intent Call	5	6.58%
False Alarm & False Call	2	2.63%
TOTAL	76	100%

Fire Department



Farmington Fire Department

Farmington, AR

This report was generated on 8/1/2022 9:15:27 AM



Code Hours Summary per Training Code For Date Range

Training Code(s): All Training Codes | Start Date: 08/01/2022 | End Date: 08/31/2022

Total Training Hours By Code	
Total Hours for Training Code: Apparatus Driving Simulator	27:00
Total Hours for Training Code: Apparatus Operator: Mobile Water Supply	20:00
Total Hours for Training Code: Apparatus Operator: Pumper	7:00
Total Hours for Training Code: Building Constructions	2:00
Total Hours for Training Code: Care of Apparatus and Equipment	79:30
Total Hours for Training Code: Chemistry of Fire	2:00
Total Hours for Training Code: Crew Resource Management	3:00
Total Hours for Training Code: EMS CEU'S	34:00
Total Hours for Training Code: EMS-Trauma	3:00
Total Hours for Training Code: Evaluation and Discipline	4:30
Total Hours for Training Code: Fire Ground Health and Safety	63:00
Total Hours for Training Code: Fire Inspections	25:30
Total Hours for Training Code: Fire Pumps	19:00
Total Hours for Training Code: Firefighting Tactics	35:00
Total Hours for Training Code: Firefighting Tools	17:30
Total Hours for Training Code: Forcible Entry	3:00
Total Hours for Training Code: Hose Practices	26:00
Total Hours for Training Code: ICS 300	4:00
Total Hours for Training Code: Ladder Practices	6:00
Total Hours for Training Code: Managing Incidents	30:00
Total Hours for Training Code: Map and Territory Study	60:00
Total Hours for Training Code: Monitoring Equipment	6:00
Total Hours for Training Code: Mutual Aid Training	6:00
Total Hours for Training Code: Night Training	20:00
Total Hours for Training Code: Nozzles and Appliances	10:00
Total Hours for Training Code: Portable Extinguishers	6:00
Total Hours for Training Code: Pre-Fire Planning	6:00
Total Hours for Training Code: Radio Communications	6:00
Total Hours for Training Code: Rapid Intervention Crew Certification Course	6:00
Total Hours for Training Code: Required Recruit Training	43:00
Total Hours for Training Code: Rescue: Equipment and Procedures	106:00
Total Hours for Training Code: Ropes and Knots	3:00
Total Hours for Training Code: RT: Confined Space Rescue I Course	4:00
Total Hours for Training Code: Rules and Regulations	6:00
Total Hours for Training Code: Salvage and Overhaul	3:00
Total Hours for Training Code: SCBA	63:00
Total Hours for Training Code: Scenario	96:00

Displays the total training hours per for each of the selected Training Codes. NOTE that this report only applies to accounts that are set to Track Hours by Training Code. Archived Training Codes are not included in this report. This report also includes hours for non-agency Personnel. This report pulls training hours from the Training Code Hours field on the Info Page.



www.emergencyreporting.com
Doc. # 1623
Page # 1 of 2

Total Hours for Training Code: Sprinklers and Standpipes	9:30	
Total Hours for Training Code: Target Hazards	4:00	
Total Hours for Training Code: Training and Coaching	1:00	
Totals for all selected Training Codes 8/1/2022 - 8/31/2022	28 personnel	879:30

AUGUST	Citation	Warning	Warrant	Total
Bertorello - James	1	0	0	1
Bocchino - Justin	2	0	0	2
Burnett - Nicholas	0	1	0	1
Cavin - James	0	2	1	3
Collins - John	0	1	0	1
Cooper - Jason	34	1	2	37
Howerton - Joshuah	1	5	1	7
James - Jacob	15	7	0	22
Long - Dustin	5	5	0	10
Mahone - Taron	31	3	1	35
Talley - Taylor	0	13	0	13
<u>Totals</u>	<u>89</u>	<u>38</u>	<u>5</u>	<u>132</u>

Farmington Police Dept.

Offenses for Month 8/2021 and 8/2022

9/1/2022 7:16:11 AM

	<u>2021</u>	<u>2022</u>
ACV (DWI (UNLAWFUL ACT))	0	1
AGGRAVATED ASSAULT	1	0
ALTERING OR CHANGING ENGINE OR OTHER NUMBERS	1	0
BATTERY - 2ND DEGREE / PURPOSE OF CAUSING INJURY, CAUSES SERIOUS INJURY	1	0
BATTERY - 3RD DEGREE / PURPOSE OF CAUSING INJURY, CAUSES INJURY	1	0
BREAKING OR ENTERING / BUILDING OR STRUCTURE	0	1
Breaking or Entering/Vehicle	0	2
BURGLARY, RESIDENTIAL	2	0
CARELESS DRIVING	1	1
CONTEMPT	17	24
CRIMINAL MISCHIEF - 1ST DEGREE / PROPERTY OF ANOTHER W/VALUE OF \$1,000 OR LESS	1	0
CRIMINAL MISCHIEF - 2ND DEGREE / PURPOSELY TAMPERS	1	0
CRIMINAL MISCHIEF - 2ND DEGREE / RECKLESSLY DESTROYS	2	1
CRIMINAL TRESPASS ON LAND / LAWFULLY POSTED	0	1
DISORDERLY CONDUCT	0	1
DOMESTIC BATTERING - 2ND DEGREE / PHYSICAL INJURY	0	1
DOMESTIC BATTERING - 3RD DEGREE / PURPOSE OF CAUSING INJURY, CAUSES INJURY	1	2
Drivers License Required	0	1
DRIVING ON SUSPENDED LICENSE	4	2
DUI - UNDER AGE DUI LAW / MORE THAN .02% BUT LESS THAN .08%		

	<u>2021</u>	<u>2022</u>
DWI (UNLAWFUL ACT)	1	0
DWI (UNLAWFUL ACT)	1	1
DWI - DRUGS (UNLAWFUL ACT)	2	3
DWI - OPERATION OF VEHICLE DURING DWI LICENSE SUSPENSION OR REVOCATION	0	1
ENDANGERING THE WELFARE OF A MINOR-2ND DEGREE	0	1
ENDANGERING THE WELFARE OF MINOR - 3RD DEGREE	0	2
Excess Speed	1	3
FAILURE TO APPEAR	2	1
Failure to Pay Registration/No Vehicle License	19	15
FALSE IMPRISONMENT - 2ND DEGREE / INTERFERES WITH ANOTHER PERSONS LIBERTY	1	2
FICTITIOUS LICENSE STICKER	0	1
Fictitious Tags	0	1
FILING FALSE REPORT WITH LAW ENFORCEMENT AGENCY	1	0
Fire (Structure/Vehicle/Grass)	0	1
FLEEING	0	1
Flight from Officer/foot	1	2
FRAUD - NONFINANCIAL IDENTITY	1	0
FRAUDULANT USE OF CREDIT CARD - VALUE STOLEN OVER \$1,000	0	1
FRAUDULENT USE OF A CREDIT CARD / CARD OR ACCOUNT NUMBER IS STOLEN	0	1
FURNISHING PROHIBITED ARTICLES	1	0
HARASSING COMMUNICATIONS / TELEPHONE, TELEGRAPH, MAIL, OR ANY WRITTEN FORM	0	1
Ignition Interlock Devices Violation	0	1
Improper Lane Change/Use	0	2

	<u>2021</u>	<u>2022</u>
INATTENTIVE DRIVING	0	1
	1	2
INTERFERENCE WITH CUSTODY	0	1
Interference with Emergency Communications/2nd degree/interrupts	1	1
INTERNET STALKING OF A CHILD	1	0
Leaving Scene of Accident/Property Damage	3	1
LOITERING	3	0
No Proof Insurance	2	4
No Proof of Ownership	1	0
No Seat Belt	0	2
No Turn Signal	0	1
OBSTRUCTING GOVERNMENTAL OPERATIONS / OBSTRUCTS, IMPAIRS, HINDERS, THE PER	0	1
OBSTRUCTING GOVERNMENTAL OPERATIONS / REFUSES TO PROVIDE INFORMATION FOR A	2	0
OPEN ALCHOLIC CONTAINER	1	0
PANDERING OR POSSESSION CHILD PORNOGRAPHY	1	0
POSSESSING INSTRUMENTS OF CRIME	0	1
POSSESSION OF A CONTROLLED SUBSTANCE - MARIJUANA	2	2
Possession of Drug Paraphernalia	2	0
POSSESSION OF DRUG PARAPHERNALIA	1	4
POSSESSION OF METH OR COCAINE LT 2GM	0	4
POSSESSION OF SCH I OR II LT 2GM	0	1
POSSESSION OF SCH IV OR V LT 28GM	0	1
POSSESSION OF SCH VI LT 4OZ	0	1

	<u>2021</u>	<u>2022</u>
POSSESSION OF SCH VI WITH PURPOSE TO DELIVERY	1	0
PUBLIC INTOXICATION / DRINKING IN PUBLIC	1	0
RAPE / INCAPABLE OF CONSENT	0	1
RECKLESS DRIVING	1	1
RESISTING ARREST - REFUSAL TO SUBMIT TO ARREST / ACTIVE OR PASSIVE REFUSAL	1	0
Run Stop Sign	0	1
SEXUAL ASSAULT - 2ND DEGREE	2	0
SEXUAL INDECENCY WITH A CHILD	1	0
SHOPLIFTING \$1,000 OR LESS	0	1
Tail Lights/Reflectors (Improper)	0	2
TAMPERING WITH PHYSTICAL EVIDENCE	0	1
TERRORISTIC THREATENING	0	1
TERRORISTIC THREATENING - 2ND DEGREE/THREATENS PROPERTY DAMAGE	0	1
TERRORISTIC THREATENING/2nd Degree	0	1
THEFT \$1,000 OR LESS - ALL OTHERS	0	2
THEFT \$1,000 OR LESS - FROM BUILDING	2	1
THEFT \$1,000 OR LESS - FROM VEHICLE	0	1
THEFT BY RECEIVING	4	0
THEFT BY RECEIVING \$1,000 OR LESS	0	1
THEFT OF PROPERTY / ALL OTHER	1	2
UNATTENDED DEATH/NATURAL CAUSES	0	2
UNAUTHORIZED USE OF A VEHICLE	1	0
VIOLATION OF IMPLIED CONSENT		

	<u>2021</u>	<u>2022</u>
	0	3
Totals:	100	129



08/01/2022 - 08/31/2022

Permit Date	Site Address	Permit Type	Description of Work	Contractor	Material & Labor	Total Fees
8/31/2022	26 Joliet	Building	Addition of solar panels	Natural Energy Solutions	35,896	\$190.00
8/31/2022	30 Joliet	Building	Addition of solar panels	Natural Energy Solutions	38,581	\$205.00
8/31/2022	264 Ecology	Building	New four plex	Steve Combs Co	975,000	\$2,550.00
8/31/2022	278 Ecology	Building	New triplex	Steve Combs Co	731,000	\$2,062.00
8/30/2022	236 Wedgeview	Electric	Upgrade electrical	Shock Squad	4,000	\$30.00
8/30/2022	80 W Main	Electric	Electric for remodel	Paramounts Electrical Services	5,000	\$35.00
8/26/2022	11755 Effie Way	Building	New House	Pick-It Construction	521,000	\$3,284.00
8/25/2022	94 Joliet	Building	Addition of solar panels on roof	Cavalry Solar Solutions	35,590	\$190.00
8/25/2022	12701 Hwy 170	Building	Addition of solar panels	BRS Field Ops, LLC	58,000	\$292.00
8/25/2022	54 Joliet	Building	Adding Solar panels to roof	BRS Field Ops, LLC	32,729	\$175.00
8/25/2022	394 Cackling Bend	Pool	New Pool	Burton Holdings	65,000	\$320.00
8/25/2022	387 Emerald Woods	Mechanical	HVAC for new house	Armor Heating and Air	11,800	\$70.00
8/25/2022	11299 Kendal Ct	Mechanical	HVAC change out	Paschal	30,767	\$165.00
8/25/2022	289 Wedgeview	Building	Adding solar panels to roof	Shine Solar	29,518	\$160.00

Permit Report

Permit Date	Site Address	Permit Type	Description of Work	Contractor	Material & Labor	Total Fees
8/24/2022	11028 Coleman Ct	Electric	Adding Generac generator	Edwin Keley/ Garrett Sheckels	13,500	\$80.00
8/24/2022	356 Canada	Electric	Electric for new house	Fast Electric	5,800	\$40.00
8/19/2022	120 Rosemeade	Plumbing/Gas	Water line replacement	Paschal Air	4,096	\$35.00
8/19/2022	509 Waterfalls Ct	Pool	New Pool	Copher Quality Homes	55,000	\$280.00
8/19/2022	11732 Club House	Building	New solar panels	ADT Solar LLC	54,000	\$276.00
8/17/2022	369 Nature	Electric	Temp power only	Utopia Remodel	300	\$20.00
8/16/2022	232 Pennsylvania	Electric	Electric for new house	Shock Squad	6,000	\$40.00
8/16/2022	370 Tyler	Building	Addition of solar panels	BRS Field Ops LLC	37,253	\$200.00
8/16/2022	296 Greenfield Ave	Building	Adding Solar Panels	ADT Solar	31,513	\$170.00
8/12/2022	458 Goose Creek	Building	repair portico	Condor General Contracting	43,000	\$225.00
8/11/2022	502 Aster	Building	Installation of solar	Natural Energy Solutions	55,000	\$280.00
8/11/2022	441 Emerald woods	Electric	Electric for new house	Fast Electric	5,700	\$40.00
8/11/2022	198 Cedarbrook	Building	Roof mounted solar panels	Shine Solar	42,747	\$225.00
8/11/2022	814 Gibson Hill	Building	New House	Schrocks Development s	1,105,000	\$2,810.00
8/10/2022	582 Briarwood	Mechanical	HVAC for new house	Doyle's Heating and Air	148,000	\$85.00
8/10/2022	570 Briarwood	Mechanical	HVAC for new house	Doyle's Heating and Air	14,800	\$85.00
8/9/2022	11726 Giles	Building	New House	Don Winningham	430,000	\$1,450.00

Permit Date	Site Address	Permit Type	Description of Work	Contractor	Material & Labor	Total Fees
8/8/2022	858 Gibson Hill Rd	Building	New House	Steve Combs Construction	661,000	\$1,922.00
8/8/2022	80 W Main	Building	Remodel for donut shop	GRR Land Company	40,000	\$210.00
8/5/2022	304 Kelli	Plumbing/Gas	Adding grease trap	Allied Plumbing	2,013	\$25.00
8/5/2022	556 Briarwood	Electric	Electric for new house	Allison's Electric	13,000	\$75.00
8/5/2022	570 Briarwood	Electric	Electric for new house	Allison's Electric	13,000	\$75.00
8/5/2022	510 Briarwood	Electric	Electric for new house	Allison's Electric	13,000	\$75.00
8/5/2022	87 James	Electric	Yard line/electrical to addition	Powers Electric	1,500	\$20.00
8/5/2022	11199 Bear	Mechanical	HVAV change out	Airco Services	12,000	\$70.00
8/5/2022	441 Emerald woods	Mechanical	Mechanical for new house	Armor Heating and Air	11,500	\$70.00
8/3/2022	133 Pitts Street	Building	New House	Vision Custom Homes	374,000	\$1,282.00
8/3/2022	127 Pitts Street	Building	New House	Vision Custom Homes	383,000	\$1,309.00
8/3/2022	121 Pitts Street	Building	New House	Vision Custom Homes	427,000	\$1,441.00
8/3/2022	115 Pitts Street	Building	New House	Vision Custom Homes	405,000	\$1,375.00
8/3/2022	202 Sheep Dog	Building	New House	Vision Custom Homes	405,000	\$1,375.00
8/3/2022	814 Gibson Hill	Electric	Moving meter on building	Pittman Electric	3,500	\$30.00
8/2/2022	177 Wesley Stevens	Building	New House	Beekman Builders, LLC	617,000	\$1,834.00
8/2/2022	544 Briarwood	Mechanical	HVAC for new house	Landmarc Custom Homes	14,800	\$70.00

Permit Date	Site Address	Permit Type	Description of Work	Contractor	Material & Labor	Total Fees
8/2/2022	510 Briarwood	Mechanical	HVAC for new house	Doyle's Heating and Cooling	11,500	\$70.00
8/2/2022	11088 Waterleaf	Building	Adding roof mount solar panels	Atlantic Key Energy	34,461	\$185.00
8/2/2022	83 Joliet	Building	Adding roof mount solar panels	Atlantic Key Energy	26,104	\$145.00
8/2/2022	582 Briarwood	Sign	Subdivision signs	Ken's Signs	1,780	\$28.00
8/2/2022	277 E Main	Sign	Monument sign	Ken's Signs	14,450	\$44.00
8/1/2022	357 Emerald	Electric	Electric for new house	Fast Electric	6,000	\$40.00
8/1/2022	423 Emerald	Electric	Electric for new house	Fast Electric	6,000	\$40.00
8/1/2022	417 Emerald	Electric	Electric for new house	Fast Electric	6,000	\$40.00
8/1/2022	308 Kelli	Building	Roof mounted solar panels	Shine Solar	32,000	\$170.00
8/1/2022	530 Briarwood	Mechanical	HVAC for new house	Doyle's Heating and Cooling	14,800	\$85.00
8/1/2022	11370 Club House	Mechanical	HVAC Change out	Paschal Air	6,014	\$45.00
8/1/2022	394 Claybrook Dr	Building	New rooftop solar panels	BRS Field Ops	83,000	\$392.00
8/1/2022	57 Joliet	Building	Adding rooftop solar panels	BRS Field Ops, LLC	30,854	\$165.00
8/1/2022	544 Briarwood	Electric	Electric for new house	Alison's Electric	13,000	\$75.00
8/1/2022	428 Emerald Woods	Mechanical	Mechanical for new house	Armor Heating and Air	8,100	\$55.00
8/1/2022	384 Emerald Woods	Mechanical	Mechanical for new house	Armor Heating and Air	7,700	\$50.00
						\$28,956.00

Total Records: 64

9/1/2022

Library

Circulation and Patron Services

	JAN	FEB	MAR	APR	MAY	JUN	JUL	AUG	SEPT	OCT	NOV	DEC
2022												
Total Check Outs	3,646	3,655	3,512	3,601	3,734	5,537	4,865	4,823				
YTD Check Outs	3,646	7,301	10,813	14,414	18,148	23,685	28,550	33,373				
Total Check In	1,925	2,056	2,073	2,083	2,077	2,893	3,112	2,754				
YTD Check In	1,925	3,981	6,054	8,137	10,214	13,107	16,219	18,973				
Hold Satisfied	484	351	461	366	440	484	509	486				
YTD Hold Satisfied	484	835	1,296	1,662	2,102	2,586	3,095	3,581				
PAC Logins	513	468	479	496	459	514	587	534				
YTD PAC Logins	513	981	1,460	1,956	2,415	2,929	3,516	4,050				
New Cardholders	33	20	25	25	38	62	45	62				
YTD New Cardholders	33	53	78	103	141	203	248	310				
eMedia Circulation	268	378	399	305	267	247	258	309				
YTD eMedia Circulation	268	646	1,045	1,350	1,617	1,864	2,122	2,431				
2021												
Total Check Outs	1,811	1,538	1,976	2,034	2,883	4,723	4,208	4,034	3,816	3,883	3,496	3,127
YTD Check Outs	1,811	3,349	5,325	7,359	10,242	14,965	19,173	23,207	27,023	30,906	34,402	37,529
Total Check In	1,273	1,129	1,546	1,257	1,506	2,249	2,701	2,279	2,024	2,202	2,092	1,921
YTD Check In	1,273	2,402	3,948	5,205	6,711	8,960	11,661	13,940	15,964	18,166	20,258	22,179
Hold Satisfied	484	375	654	649	542	653	503	462	465	458	361	355
YTD Hold Satisfied	484	859	1,513	2,162	2,704	3,357	3,860	4,322	4,787	5,245	5,606	5,961
PAC Logins	546	535	707	483	479	600	574	548	493	506	441	395
YTD PAC Logins	546	1,081	1,788	2,271	2,750	3,350	3,924	4,472	4,965	5,471	5,912	6,307
New Cardholders	10	10	11	18	20	32	39	33	26	29	23	20
YTD New Cardholders	10	20	31	49	69	101	140	173	199	228	251	271
eMedia Circulation	169	137	147	128	169	165	187	223	734	228	228	261
YTD eMedia Circulation	169	306	453	581	750	915	1,102	1,325	2,059	2,287	2,515	2,776

Library

Programs and Meetings

	JAN	FEB	MAR	APR	MAY	JUN	JUL	AUG	SEP	OCT	NOV	DEC
2022												
Arkansas Diamond Book Pairing Kit Pickup												
Book Club Adult								3				
Book Club Teen						3						
Book Club Tween						77		3				
Community Story Time						83	25	17				
Craft Club						110	7	19				
Kids Book Club												
Kindergarten Story Time												
Meeting Room Use			53	67	18	18	24	20				
Movie Showing						61	31	18				
Outreach								82				
Saint Patrick's Day Find the Clover			2									
Study Room Use	8	5	11	28	21	15	10	26				
Summer Reading Adult						33						
Summer Reading Children						190						
Summer Reading Teen						20						
Tabletop Gaming Club							11					
Technology Instruction Session	3	2	4	3	11		1	3				
Teen Writer's Guild							6	12				
Total Monthly Program Attendance			7	26		516	80	72				
Number of General Interest Programs						10	10	11				
Number of Juvenile Programs			2	1		18	3	4				
Number of Young Adult Programs						9	4	5				
Number of Adult Programs			2		2	2	1	1				
Number of Non-library Meeting Room Events			2	5	2	1	2	2				

Library

Virtual Programs

	JAN	FEB	MAR	APR	MAY	JUN	JUL	AUG	SEP	OCT	NOV	DEC
2022												
Adult Summer Reading Club Sign-Ups												
Adult SRC Books Logged						30						
Teen/Adult Winter Reading Club Sign-Ups						92						
Teen/Adult WRC Books Logged												
Arkansas Diamond Book Pairing												
Charlie May Simon Reading Challenge												
Children's Summer Reading Club Sign-ups												
Children's SRC logged minutes						127						
Teen Summer Reading Club Sign-ups						16,211						
Teen SRC logged minutes						12						
Teen Summer Reading Club Sign-ups						6,118						
Tween Summer Reading Club Sign-ups												
Tween SRC logged minutes												
Total Monthly Program Attendance						169						
Number of Juvenile Programs					1	1						
Number of Young Adult Programs					1	1						
Number of Adult Programs					1	1						

Library

Daily Visitors

	JAN	FEB	MAR	APR	MAY	JUN	JUL	AUG	SEP	OCT	NOV	DEC
2022												
Visits	1,730	1,092	1,460	1,924	1,417	2,514	1,718	1,550				
YTD Visits	1,730	2,822	4,282	6,206	7,623	10,137	11,855	13,405				
2021												
Visits	205	156	310	611	840	1,414	1,441	1,340	1,267	1,686	1,111	1,244
YTD Visits	205	361	671	1,282	2,122	3,536	4,977	6,317	7,584	9,270	10,381	11,625

Planning Commission Minutes
August 22, 2022 at 6 PM

1. **ROLL CALL** – Meeting which was available in person was called to order by Chair Robert Mann. A quorum was present.

PRESENT

Robert Mann, Chair
Keith Macedo, via zoom
Bobby Wilson
Chad Ball
Judy Horne
Jay Moore
Howard Carter

ABSENT

Gerry Harris, Vice Chair

City Employees Present: Melissa McCarville, City Business Manager; Chris Brackett, City Engineer; Mayor Ernie Penn; Rick Bramall, City Building Inspector

2. **Approval of Minutes:** July meeting minutes were approved as written.

3. **Comments from Citizens:** None.

Public Hearings:

4A. Extension of Large Scale Development- Holland Crossing Mini Storage property located off N. Holland Dr. Parcel #760-03869-000, 760-03866-000, 760-03868-000 owned by Alberta Investments, LLC. Presented by Earthplan Design Alternatives, PA:

James Guertz with EDA was present to discuss the request. They are asking for an extension on the large scale development project. This is under contract by another company to purchase and take over the project. They are 30 days into the process. They are asking to do the mini storage in two phases due to caution since the economy is a bit unsettled right now. Originally, the full construction plans were developed and reviewed. At this time there has been no final permitting and no construction has occurred.

Chris Brackett submitted a memo as follows:

“The Large Scale Development Plan for the Holland Crossing Mini Storage was approved by this body on July 26, 2021. The developer has request an extension of this approval and this extension has been reviewed and it is my opinion that the Planning Commission’s approval should be conditional on the following comments.

1. All connections to the water and sewer systems must be approved by the City of Fayetteville.
2. Approval from the Gas Company for improvements over the high- pressure gas line must be provided prior to construction approval. If this approval is denied, this project will be required to go back to the Planning Commission for approval of the revised plan.
3. A completed Grading Permit Application and fee must be submitted prior to final approval of the plans. A preconstruction conference will be required prior to any mass grading on the site. The owner, the engineering consultant, and their contractor responsible for the best management practices will be required to attend this conference.
4. After a final review set of plans and drainage report has been approved by KMS, the applicant should submit to the City two (2) sets of full size plans and three (3) sets of half size plans, and

two (2) copies of the final drainage report that have been sealed by the engineer of record for final approval and distribution.”

Mr. Guertz had seen Mr. Brackett’s memo and agreed to the conditions.

There is a concern with public and construction access between the two phases via Broadway Street. We do not want access to phase II until phase I is complete. There will be a fence around phase I to prevent such access. The drainage was a concern that will be addressed by the nearby detention pond. This was built to withstand all the neighboring properties and this development. This will flow into the creek.

Public comment: None

Having no further discussion, Robert Mann called the question to approve the extension of Large Scale Development subject to Chris Brackett’s memo and the additional condition that there will be no construction traffic on Broadway Street, a residential area; construction traffic must use Holland Avenue. Upon roll call, the motion passed unanimously.

It was noted that review of Multi-Family Design Standards will continue at the September work session.

Adjournment: Having no further business, the on-line/in-person Planning Commission meeting was adjourned at 6:20 PM.

Judy Horne - Secretary

Robert Mann, Chair

OZARK REGIONAL TRANSIT
Operating Statistics
August 2022

FIXED ROUTE	August 2022				Year To Date			
	This Year	Prior Year	Change	% Chg	This Year	Prior Year	Change	% Chg
FR Passenger Boardings	18,506	14,829	3,677	24.8%	118,255	98,929	19,326	19.5%
Passengers per Revenue Hour	5.9	5.1	0.8	15.0%	5.4	4.5	0.9	20.6%
Daily Passengers	805	674	131	19.4%	708	596	112	18.8%
ADA Complementary Paratransit	889	894	-5	-0.6%	5,846	6,378	-532	-8.3%
Bike Passengers	523	426	97	22.8%	2,862	2,527	335	13.3%
FR Revenue Hours	3,147	2,900	247	8.5%	21,777	21,966	-189	-0.9%
FR Service Hours	3,365	3,091	273	8.8%	23,306	23,414	-108	-0.5%
FR Revenue Miles	47,020	39,060	7,960	20.4%	317,504	302,371	15,133	5.0%
FR Service Miles	52,252	43,876	8,376	19.1%	353,839	338,848	14,991	4.4%
PARATRANSIT	This Year	Prior Year	Change	% Chg	This Year	Prior Year	Change	% Chg
PT Passenger Boardings	1,320	1,297	23	1.8%	8,987	9,736	-749	-7.7%
Passengers per Revenue Hour	1.7	1.4	0.3	20.6%	1.6	1.4	0.1	9.4%
Daily Passengers	57	59	-2	-2.7%	54	59	-5	-8.2%
PT Revenue Hours	782	926	-145	-15.6%	5,692	6,746	-1,054	-15.6%
PT Service Hours	975	1,133	-159	-14.0%	6,821	8,512	-1,692	-19.9%
PT Revenue Miles	10,724	10,650	74	0.7%	70,655	77,158	-6,503	-8.4%
PT Service Miles	12,743	13,247	-504	-3.8%	83,779	98,074	-14,295	-14.6%
TOTAL	This Year	Prior Year	Change	% Chg	This Year	Prior Year	Change	% Chg
Paratransit/Fixed Route Passengers	19,826	16,126	3,700	22.9%	127,242	108,665	18,577	17.1%
Daily PT/FR Passengers	862	733	129	17.6%	762	655	107	16.4%
Charter/Shuttle Passengers	357	62	295	475.8%	13,359	305	13,054	4280.0%
Total Passengers	20,183	16,188	3,995	24.7%	140,601	108,970	31,631	29.0%

	August 2022				Year To Date			
	This Year	Prior Year	Change	% Chg	This Year	Prior Year	Change	% Chg
Weekdays	23	22	1	4.5%	167	166	1	0.6%
Revenue Vehicles	31	30	1	3.3%				
Non-Revenue Vehicles	6	6	0	0.0%				
Total Vehicles	37	36	1	2.8%				
Total Miles (All Vehicles)	75,079	62,726	12,353	19.7%	494,433	474,298	20,135	4.2%
Diesel Fuel Consumed	3,982	4,376	-394	-9.0%	29,799	32,107	-2,308	-7.2%
Gas Consumed	4,452	4,215	237	5.6%	28,623	30,253	-1,630	-5.4%
Miles Per Gallon	8.9	7.3	1.6	21.9%	8.5	7.6	0.9	11.3%
Road calls	5	0			15	6		
Accidents	1	3			6	10		
Operations (Full Time Equivalent)	40	39	1	2.6%				
Maintenance	10	11	-1	-9.1%				
Administration	10	10	0	0.0%				
Total	60	60	0	0.0%				
Inbound Calls	5,721				36,042			
Outbound Calls	1,762				12,265			
Total Calls	7,483				48,307			
Average Call Duration	1:56				1:54			

Route Summary - August 2022

Fixed Routes

Route	Days	Passengers		Revenue Hours		Revenue Miles		Service Hours		Service Miles	
		Daily	Total	Daily	Total	Daily	Total	Daily	Total	Daily	Total
10-1	23	162.6	3,739	13.0	299.0	163.6	3,762.8	13.5	310.5	174.0	4,002.0
10-2	0	0.0	0	0.0	0.0	0.0	0.0	0.0	0.0	0.0	0.0
20	23	157.1	3,614	13.5	310.5	190.7	4,386.4	14.5	333.5	210.9	4,851.0
61	23	115.0	2,646	13.0	299.0	202.9	4,665.8	13.5	310.5	213.3	4,905.0
62	23	109.7	2,523	13.6	312.4	176.4	4,057.0	14.1	323.9	182.4	4,195.0
63	23	15.7	360	8.0	184.0	146.0	3,358.0	8.0	184.0	146.0	3,358.0
490	23	15.3	353	9.9	228.1	201.2	4,628.0	10.9	251.1	241.2	5,548.0
F1	23	29.4	677	12.5	287.5	170.0	3,909.8	13.0	299.0	180.4	4,149.0
R1	27	43.5	1,175	11.2	302.5	170.2	4,595.0	12.2	329.5	195.2	5,270.0
R2	27	38.0	1,026	10.6	286.5	163.3	4,408.0	11.6	313.5	188.3	5,083.0
B1	27	45.1	1,218	12.4	334.5	184.9	4,991.2	13.7	370.5	215.3	5,812.0
B2	27	43.5	1,175	11.2	302.5	157.7	4,258.2	12.5	338.5	188.1	5,079.0
Total		775.0	18,506	128.9	3,146.5	1,926.8	47,020.2	137.6	3,364.5	2,135.0	52,252.0

Paratransit Routes

Route	Days	Passengers		Revenue Hours		Revenue Miles		Service Hours		Service Miles	
		Daily	Total	Daily	Total	Daily	Total	Daily	Total	Daily	Total
DR - CC	22	12.3	270	5.7	124.8	45.7	1,005.2	7.4	162.8	49.2	1,082.0
PT1	23	9.2	211	6.3	144.5	89.5	2,059.6	7.5	172.8	95.8	2,203.0
PT2	23	9.7	222	6.5	149.1	85.7	1,970.5	8.4	194.0	105.8	2,434.0
PT3	23	12.3	282	6.9	159.5	109.3	2,512.8	8.0	184.1	120.6	2,774.0
PT4	23	10.0	231	6.5	148.7	100.0	2,300.0	7.7	176.8	116.2	2,673.0
PT5	18	5.2	93	2.9	51.6	43.5	782.7	4.2	75.9	76.3	1,374.0
PT6	3	3.7	11	1.2	3.6	31.0	92.9	2.8	8.5	67.7	203.0
PT7											
PT8											
Total		62.2	1,320	35.9	781.8	504.6	10,723.7	46.1	974.8	631.6	12,743.0

Service Totals

	Passengers		Revenue Hours		Revenue Miles		Service Hours		Service Miles	
	Daily	Total	Daily	Total	Daily	Total	Daily	Total	Daily	Total
Paratransit	62.2	1,320.0	35.9	781.8	504.6	10,723.7	46.1	974.8	631.6	12,743.0
Fixed Route	775.0	18,506.0	128.9	3,146.5	1,926.8	47,020.2	137.6	3,364.5	2,135.0	52,252.0
Grand Total		19,826.0		3,928.3		57,743.9		4,339.3		64,995.0

Fixed Routes

10-1, 10-2, 20: Fayetteville
 61, 62, 63: Springdale
 490: I49 Commuter Express

Paratransit Routes

DR - CC: Demand Response Route in Carroll County
 PT1 - PT8: ADA Paratransit / Demand Response Routes

On Demand Routes

F1: Fayetteville
 R1, R2: Rogers
 B1, B2: Bentonville

Route Summary - August 2022

Fixed Routes

Route	Days	Passengers				Wheel-chairs		Bikes	
		Daily	Total	Per Rev Hour	Per Rev Mile	Daily	Total	Daily	Total
10-1	23	162.6	3,739	12.5	1.0	3.2	74	8.3	191
10-2	0	0.0	0	0.0	0.0	0.0	0	0.0	0
20	23	157.1	3,614	11.6	0.8	4.6	106	5.3	121
61	23	115.0	2,646	8.8	0.6	1.2	28	5.3	121
62	23	109.7	2,523	8.1	0.6	2.4	56	2.7	62
63	23	15.7	360	2.0	0.1	0.0	0	0.2	4
490	23	15.3	353	1.5	0.1	0.2	4	0.7	15
F1	23	29.4	677	2.4	0.2	0.1	2	0.2	5
R1	27	43.5	1,175	3.9	0.3	1.1	29	0.0	1
R2	27	38.0	1,026	3.6	0.2	0.4	12	0.0	0
B1	27	45.1	1,218	3.6	0.2	0.0	0	0.0	0
B2	27	43.5	1,175	3.9	0.3	0.1	4	0.1	3
		775.0	18,506	61.9	4.4	13.4	315	22.7	523

Paratransit Routes

Route	Days	Passengers				Wheel-chairs	
		Daily	Total	Per Rev Hour	Per Rev Mile	Daily	Total
DR - CC	22	12.3	270	2.2	0.3	1.5	32
PT1	23	9.2	211	1.5	0.1	0.1	2
PT2	23	9.7	222	1.5	0.1	0.7	16
PT3	23	12.3	282	1.8	0.1	1.9	43
PT4	23	10.0	231	1.6	0.1	1.1	26
PT5	18	5.2	93	1.8	0.1	0.6	10
PT6	3	3.7	11	3.0	0.1	1.7	5
PT7	0		0				
PT8	0		0				
		62.2	1,320	13.3	0.9	7.5	134

Service Totals

	Passengers				Wheel-chairs		Bikes	
	Daily	Total	Per Rev Hour	Per Rev Mile	Daily	Total	Daily	Total
Paratransit	62.2	1,320	13.3	0.9	7.5	134	0.0	0
Fixed Route	775.0	18,506	61.9	4.4	13.4	315	22.7	523
Grand Total		19,826.0				449.0		523.0

Fixed Routes

10-1, 10-2, 20: Fayetteville
 61, 62, 63: Springdale
 490: I49 Commuter Express

Paratransit Routes

DR - CC: Demand Response Route in Carroll County
 PT1 - PT8: ADA Paratransit / Demand Response Routes

On Demand Routes

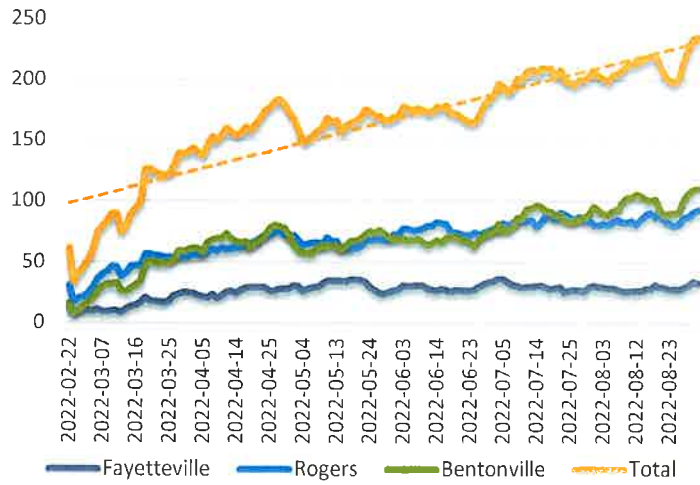
F1: Fayetteville
 R1, R2: Rogers
 B1, B2: Bentonville

ORT On Demand Service

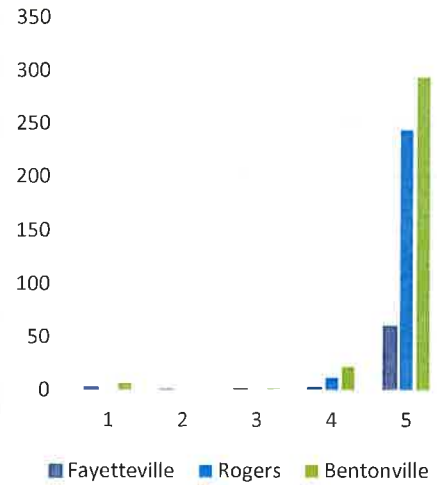
August 2022

	Fayetteville	Rogers		Bentonville		Total	
	Weekdays	Weekdays	Saturday	Weekdays	Saturday	Weekdays	Saturday
Days of Operations	23	23	4	23	4	23	4
Customers	142	357	43	252	65	751	108
Passenger Trips	677	1,962	129	2,273	230	4,912	359
Passengers / Day	29.4	85.3	32.3	98.8	57.5	213.6	89.8
Revenue Hours	287.5	549.0	40.0	557.0	80.0	1,393.5	120.0
Passengers / Hour	2.4	3.6	3.2	4.1	2.9	3.3	3.1
Seat Unavailable	115	797	10	381	16	1,293	26
Unaccepted Proposal	59	133	7	181	20	373	27

Daily Passengers



Ride Rating (1-5)



On Demand Transit

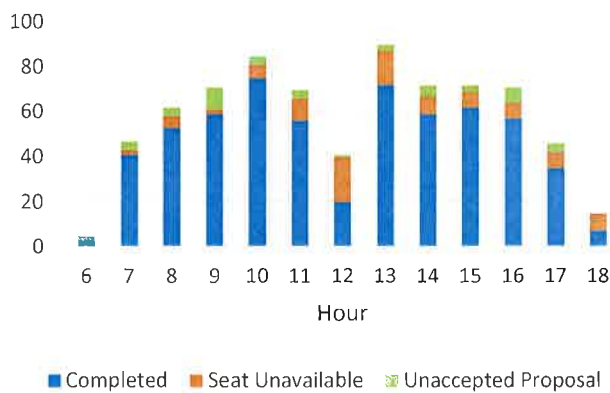
Fayetteville

August 2022

Weekdays

Date	Passenger Trips	Revenue Hours	Passengers per Hour	Seat Unavailable	Unaccepted Proposal	Avg Ride Distance
2022-08-01	34	12.5	2.7	4	1	3.6
2022-08-02	29	12.5	2.3	3	3	3.0
2022-08-03	30	12.5	2.4	2	2	3.3
2022-08-04	21	12.5	1.7	2	2	3.4
2022-08-05	32	12.5	2.6	12	5	3.2
2022-08-08	28	12.5	2.2	3	0	4.0
2022-08-09	23	12.5	1.8	1	2	4.1
2022-08-10	28	12.5	2.2	3	0	3.3
2022-08-11	23	12.5	1.8	3	1	3.0
2022-08-12	33	12.5	2.6	4	3	3.6
2022-08-15	28	12.5	2.2	3	2	3.6
2022-08-16	30	12.5	2.4	11	3	3.8
2022-08-17	29	12.5	2.3	5	6	3.8
2022-08-18	40	12.5	3.2	7	4	3.5
2022-08-19	24	12.5	1.9	3	4	4.3
2022-08-22	26	12.5	2.1	5	1	4.1
2022-08-23	21	12.5	1.7	7	2	3.1
2022-08-24	33	12.5	2.6	2	2	3.4
2022-08-25	36	12.5	2.9	3	2	2.9
2022-08-26	31	12.5	2.5	5	8	3.8
2022-08-29	36	12.5	2.9	4	2	3.8
2022-08-30	36	12.5	2.9	12	3	3.5
2022-08-31	26	12.5	2.1	11	1	3.3
Total	677	287.5	2.4	115	59	1.9

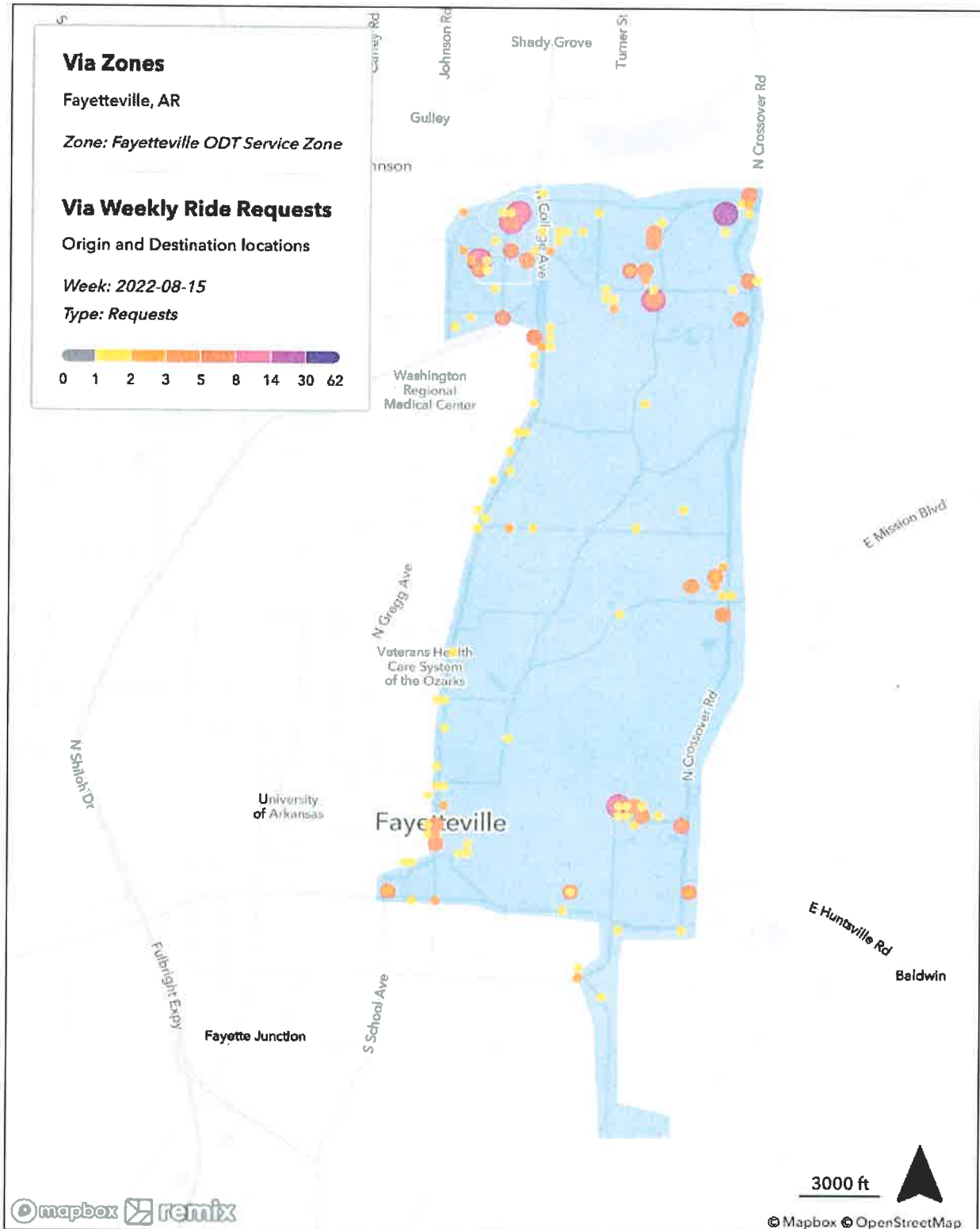
Weekday Requests



On Demand Trip Request Locations

Fayetteville

Week of 8/15/22



On Demand Transit

Rogers

August 2022

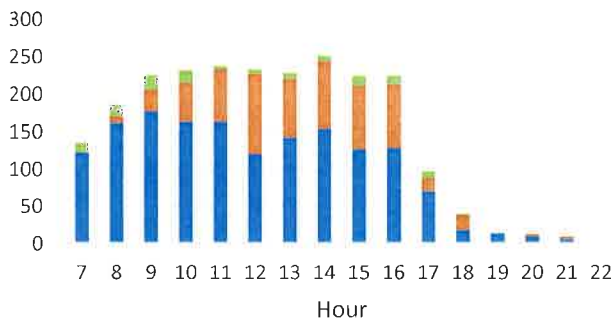
Weekdays

Date	Passenger Trips	Revenue Hours	Passengers per Hour	Seat Unavailable	Unaccepted Proposal	Avg Ride Distance
2022-08-01	73	23.0	3.2	34	4	3.5
2022-08-02	78	23.0	3.4	27	7	3.8
2022-08-03	82	23.0	3.6	36	5	3.8
2022-08-04	79	23.0	3.4	50	6	3.8
2022-08-05	104	28.0	3.7	29	2	3.1
2022-08-08	82	23.0	3.6	22	6	3.6
2022-08-09	69	23.0	3.0	25	7	4.1
2022-08-10	80	23.0	3.5	30	2	3.6
2022-08-11	86	23.0	3.7	38	7	4.0
2022-08-12	90	28.0	3.2	32	5	3.8
2022-08-15	101	23.0	4.4	30	5	3.3
2022-08-16	90	23.0	3.9	57	7	3.6
2022-08-17	85	23.0	3.7	26	5	3.9
2022-08-18	72	23.0	3.1	22	10	3.5
2022-08-19	101	28.0	3.6	36	7	4.0
2022-08-22	76	23.0	3.3	48	10	4.0
2022-08-23	73	23.0	3.2	32	10	4.6
2022-08-24	78	23.0	3.4	48	5	3.5
2022-08-25	81	23.0	3.5	32	4	3.9
2022-08-26	125	28.0	4.5	39	8	3.9
2022-08-29	82	23.0	3.6	29	5	3.8
2022-08-30	90	23.0	3.9	48	3	3.8
2022-08-31	85	23.0	3.7	27	3	4.6
Total	1,962	549.0	3.6	797	133	6.0

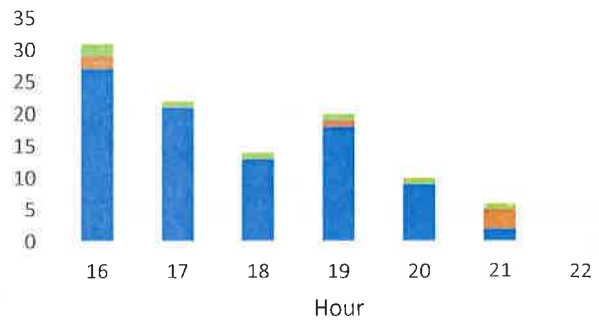
Saturday

Date	Passenger Trips	Revenue Hours	Passengers per Hour	Seat Unavailable	Unaccepted Proposal	Avg Ride Distance
2022-08-06	22	10.0	2.2	0	2	2.7
2022-08-13	48	10.0	4.8	7	2	3.0
2022-08-20	16	10.0	1.6	0	2	2.3
2022-08-27	43	10.0	4.3	3	1	2.5
Total	129	40.0	3.2	10	7	1.4

Weekday Requests



Saturday Requests



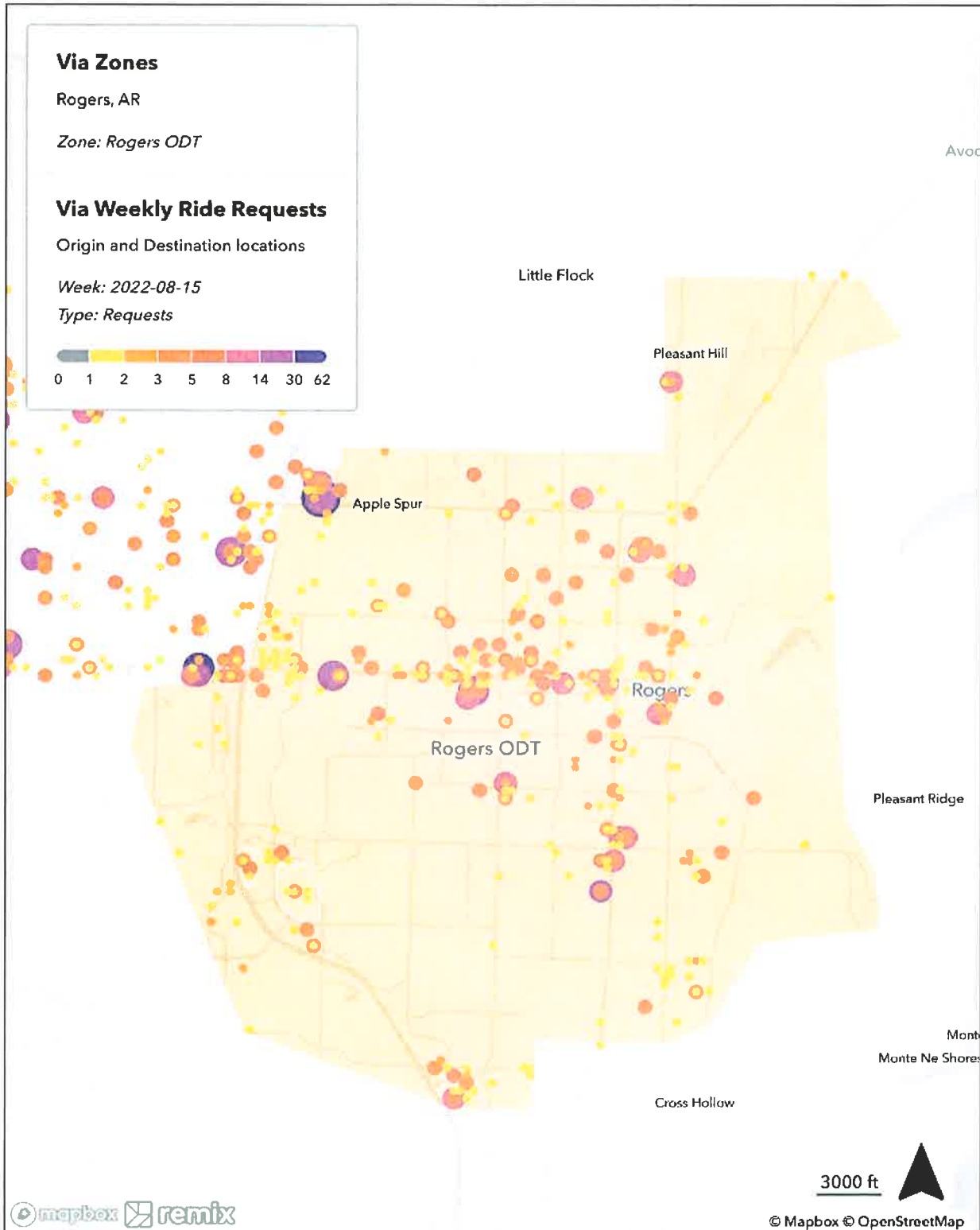
■ Completed ■ Seat Unavailable ■ Unaccepted Proposal

■ Completed ■ Seat Unavailable ■ Unaccepted Proposal

On Demand Trip Request Locations

Rogers

Week of 8/15/22



On Demand Transit

Bentonville

August 2022

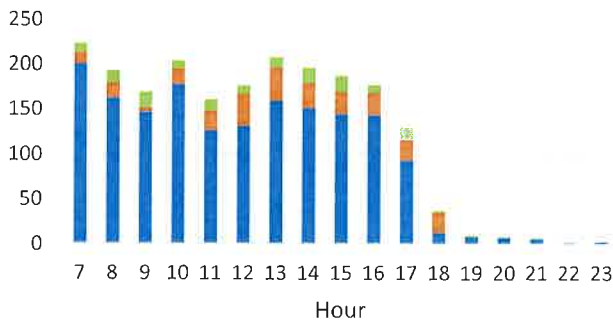
Weekdays

Date	Passenger Trips	Revenue Hours	Passengers per Hour	Seat Unavailable	Unaccepted Proposal	Avg Ride Distance
2022-08-01	101	23.0	4.4	15	4	3.0
2022-08-02	76	23.0	3.3	19	3	3.9
2022-08-03	81	23.0	3.5	8	4	2.8
2022-08-04	92	23.0	4.0	25	7	3.4
2022-08-05	109	30.0	3.6	21	4	3.5
2022-08-08	104	23.0	4.5	13	10	3.4
2022-08-09	108	23.0	4.7	21	10	3.2
2022-08-10	101	23.0	4.4	12	7	3.4
2022-08-11	93	23.0	4.0	16	11	3.6
2022-08-12	123	30.0	4.1	29	7	3.5
2022-08-15	96	23.0	4.2	8	2	3.4
2022-08-16	93	23.0	4.0	8	9	3.0
2022-08-17	97	23.0	4.2	20	12	3.2
2022-08-18	99	23.0	4.3	28	8	3.6
2022-08-19	75	30.0	2.5	7	10	3.1
2022-08-22	80	23.0	3.5	8	8	3.0
2022-08-23	98	23.0	4.3	10	4	3.3
2022-08-24	97	23.0	4.2	14	14	3.1
2022-08-25	106	23.0	4.6	19	9	3.6
2022-08-26	123	30.0	4.1	9	10	3.0
2022-08-29	109	23.0	4.7	20	11	3.2
2022-08-30	112	23.0	4.9	37	8	2.9
2022-08-31	100	23.0	4.3	14	9	2.6
Total	2,273	557.0	4.1	381	181	2.1

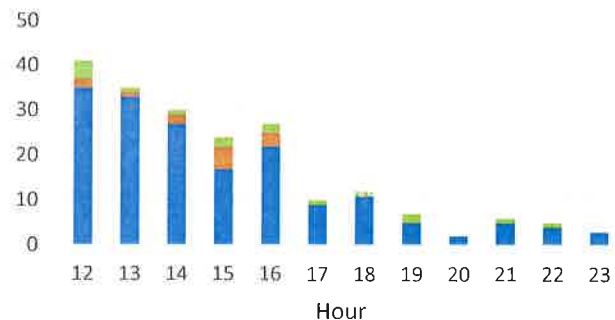
Saturday

Date	Passenger Trips	Revenue Hours	Passengers per Hour	Seat Unavailable	Unaccepted Proposal	Avg Ride Distance
2022-08-06	55	20.0	2.8	0	2	3.0
2022-08-13	49	20.0	2.5	15	5	4.1
2022-08-20	62	20.0	3.1	0	8	2.9
2022-08-27	64	20.0	3.2	1	5	2.8
Total	230	80.0	2.9	16	20	0.8

Weekday Requests



Saturday Requests



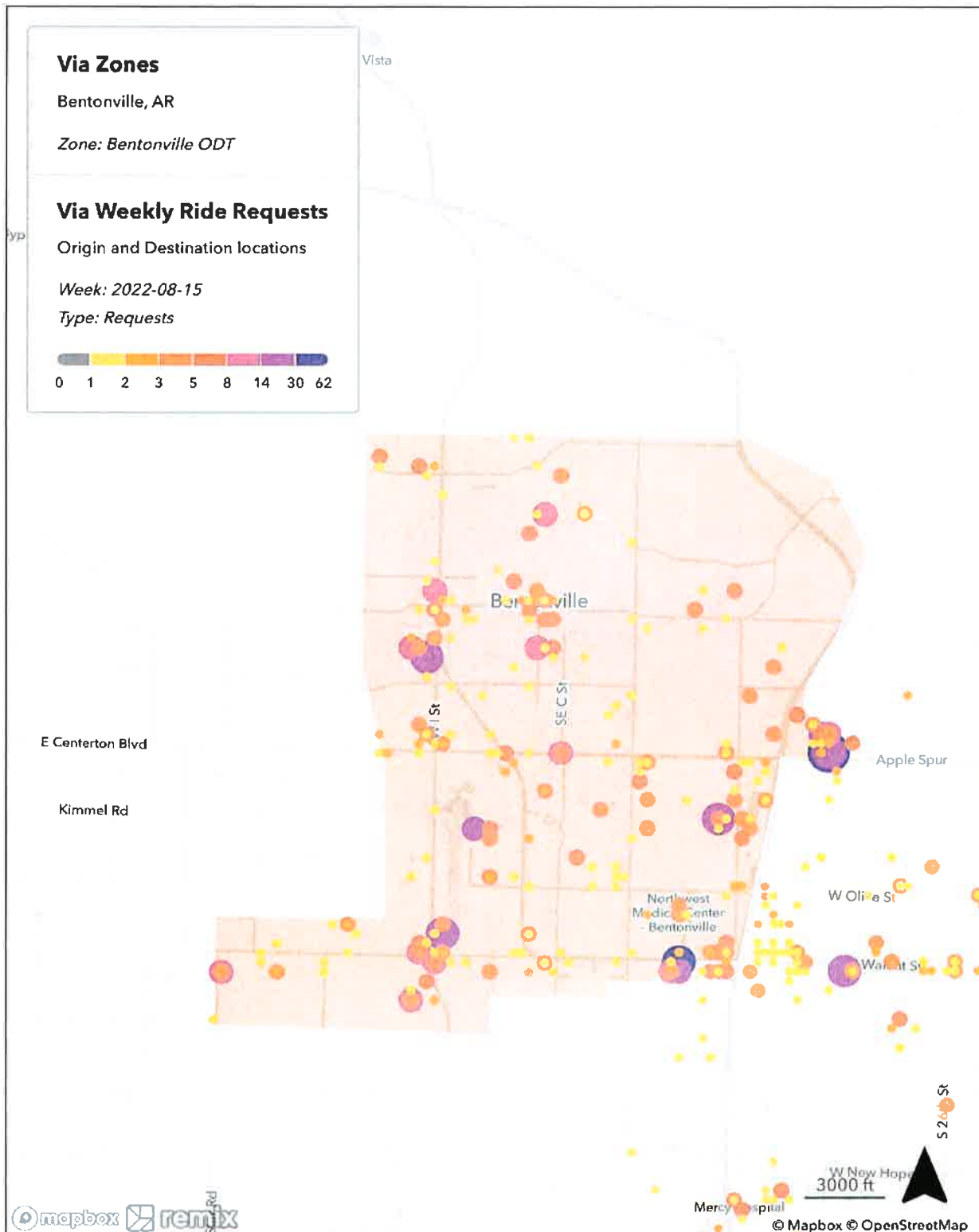
■ Completed ■ Seat Unavailable ■ Unaccepted Proposal

■ Completed ■ Seat Unavailable ■ Unaccepted Proposal

On Demand Trip Request Locations

Bentonville

Week of 8/15/22



Ridership Summary

August 2022

Traditional Fixed Routes

	August 2022			Year To Date		
	Weekday	Saturday	Total	Weekday	Saturday	Total
Fayetteville	7,353	0	7,353	53,708	0	53,708
Springdale	5,529	0	5,529	36,792	0	36,792
Rogers	0	0	0	0	0	0
Bentonville	0	0	0	841	0	841
Express	353	0	353	1,849	0	1,849
Total	13,235	0	13,235	93,190	0	93,190

On Demand Transit Routes

	August 2022			Year To Date		
	Weekday	Saturday	Total	Weekday	Saturday	Total
Fayetteville	677	0	677	3,554	0	3,554
Springdale	0	0	0	0	0	0
Rogers	2,070	131	2,201	10,460	643	11,103
Bentonville	2,165	228	2,393	9,311	1,097	10,408
Total	4,912	359	5,271	23,325	1,740	25,065

Paratransit Routes

	August 2022			Year To Date		
	Weekday	Saturday	Total	Weekday	Saturday	Total
Fayetteville	292	0	292	1,989	0	1,989
Springdale	437	0	437	2,883	0	2,883
Rogers	172	0	172	1,269	0	1,269
Bentonville	143	0	143	953	0	953
Other	276	0	276	1,893	0	1,893
Total	1,320	0	1,320	8,987	0	8,987

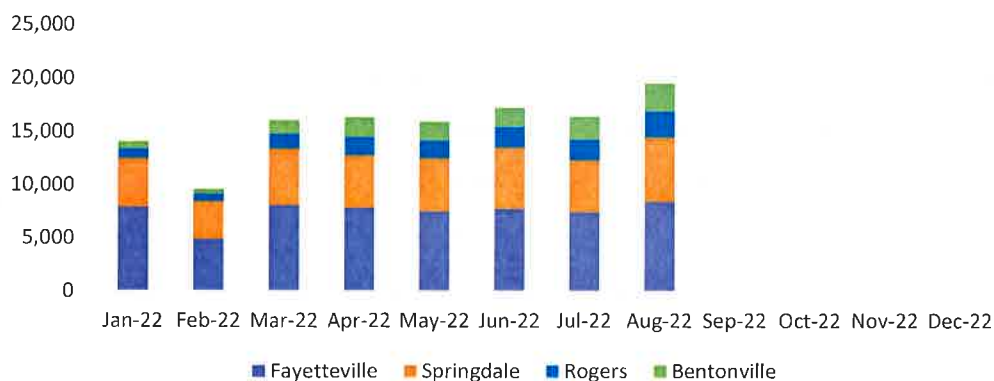
All ORT Routes

	August 2022			Year To Date		
	Weekday	Saturday	Total	Weekday	Saturday	Total
Fayetteville	8,322	0	8,322	59,251	0	59,251
Springdale	5,966	0	5,966	39,675	0	39,675
Rogers	2,242	131	2,373	11,729	643	12,372
Bentonville	2,308	228	2,536	11,105	1,097	12,202
Express	353	0	353	1,849	0	1,849
Other	276	0	276	1,893	0	1,893
Total	19,467	359	19,826	125,502	1,740	127,242

ORT Ridership Summary

Boardings	Jan-22	Feb-22	Mar-22	Apr-22	May-22	Jun-22	Jul-22	Aug-22	Sep-22	Oct-22	Nov-22	Dec-22	Total
Total System													
Fixed Route	13,209	8,945	15,122	15,471	15,038	16,343	15,621	18,506					118,255
ADA Paratransit	787	519	814	686	745	749	657	889					5,846
Demand Response	278	204	409	308	412	683	416	431					3,141
Total Passengers	14,274	9,668	16,345	16,465	16,195	17,775	16,694	19,826					127,242
Fayetteville													
Fixed Route	7,652	4,718	7,797	7,549	7,219	7,472	7,198	8,118					57,723
ADA Paratransit	218	124	242	197	202	179	186	247					1,595
Demand Response	33	25	50	53	62	69	57	45					394
Total Passengers	7,903	4,867	8,089	7,799	7,483	7,720	7,441	8,410					59,712
Springdale													
Fixed Route	4,270	3,313	4,908	4,578	4,611	5,398	4,558	5,618					37,254
ADA Paratransit	257	203	337	308	329	340	243	358					2,375
Demand Response	38	33	63	67	69	78	81	79					508
Total Passengers	4,565	3,549	5,308	4,953	5,009	5,816	4,882	6,055					40,137
Rogers													
Fixed Route	705	522	1,269	1,599	1,552	1,796	1,834	2,289					11,566
ADA Paratransit	169	131	138	102	114	121	123	152					1,050
Demand Response	29	22	34	42	23	24	25	20					219
Total Passengers	903	675	1,441	1,743	1,689	1,941	1,982	2,461					12,835
Bentonville													
Fixed Route	582	392	1,148	1,745	1,656	1,677	2,031	2,481					11,712
ADA Paratransit	132	57	94	79	99	107	100	128					796
Demand Response	33	15	21	25	28	9	11	15					157
Total Passengers	747	464	1,263	1,849	1,783	1,793	2,142	2,624					12,665
Other Areas													
Fixed Route	0	0	0	0	0	0	0	0					0
ADA Paratransit	11	4	3	0	1	2	5	4					30
Demand Response	145	109	241	121	230	503	242	272					1,863
Total Passengers	156	113	244	121	231	505	247	276					1,893

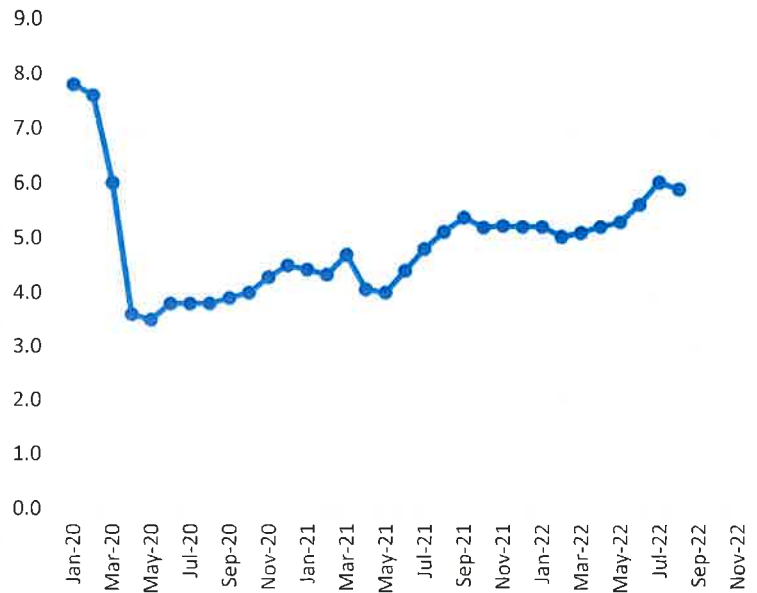
ORT Ridership Totals



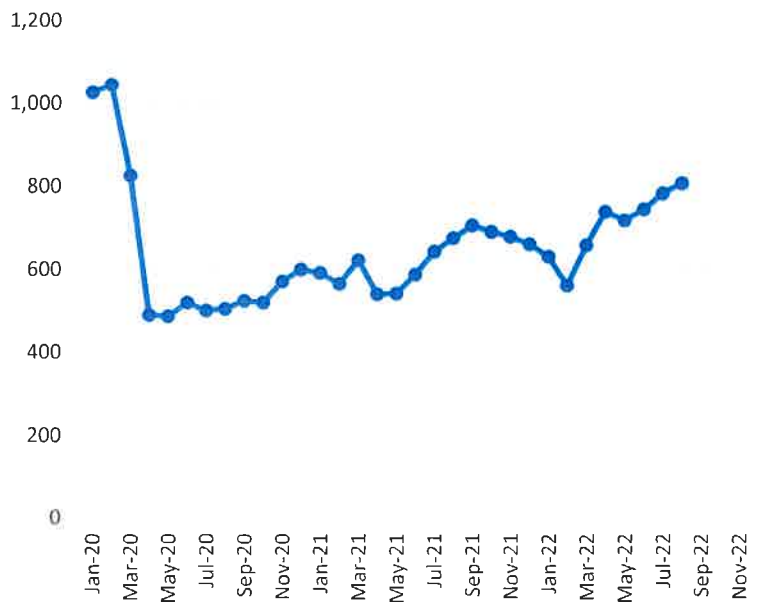
ORT Fixed Route Ridership Trends - January 2020 to Present

Month	Passengers per Revenue Hour	Daily Passengers
Jan-20	7.8	1,025
Feb-20	7.6	1,043
Mar-20	6.0	824
Apr-20	3.6	488
May-20	3.5	485
Jun-20	3.8	518
Jul-20	3.8	499
Aug-20	3.8	503
Sep-20	3.9	522
Oct-20	4.0	518
Nov-20	4.3	569
Dec-20	4.5	598
Jan-21	4.4	590
Feb-21	4.3	564
Mar-21	4.7	621
Apr-21	4.1	538
May-21	4.0	540
Jun-21	4.4	586
Jul-21	4.8	642
Aug-21	5.1	674
Sep-21	5.4	704
Oct-21	5.2	689
Nov-21	5.2	677
Dec-21	5.2	659
Jan-22	5.2	629
Feb-22	5.0	559
Mar-22	5.1	657
Apr-22	5.2	737
May-22	5.3	716
Jun-22	5.6	743
Jul-22	6.0	781
Aug-22	5.9	805
Sep-22		
Oct-22		
Nov-22		
Dec-22		

Passengers per Revenue Hour



Daily Passengers

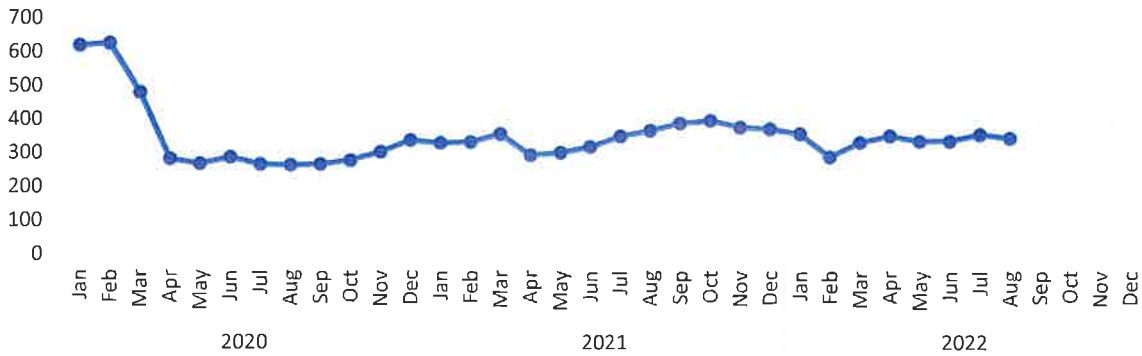


City of Fayetteville Fixed Routes

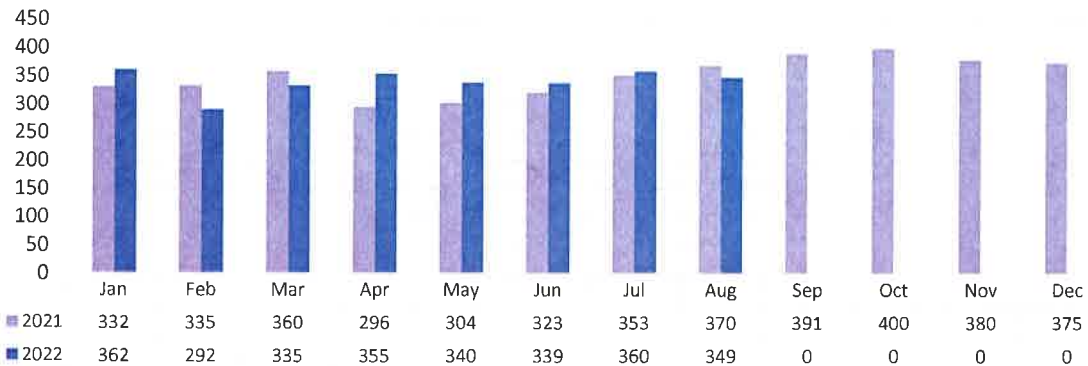
August 2022

Route	Days		Passengers			Revenue Hours			Passengers per Hour	
	Aug	2022	Daily	Aug	2022	Daily	Aug	2022	Aug	2022
10-1	23	167	163	3,739	26,367	13.0	299	2,148	12.5	12.3
10-2	0	42		0	1,373		0	373		3.7
10	23	167	163	3,739	26,367	13.0	299	2,148	12.5	12.3
20	23	167	157	3,614	25,119	13.5	311	2,230	11.6	11.3
F1	23	133	29	677	3,554	12.5	288	1,643	2.4	2.2
30	0	34		0	849		0	438		1.9
Total			349	8,030	55,889	39.0	897	6,457	9.0	8.7

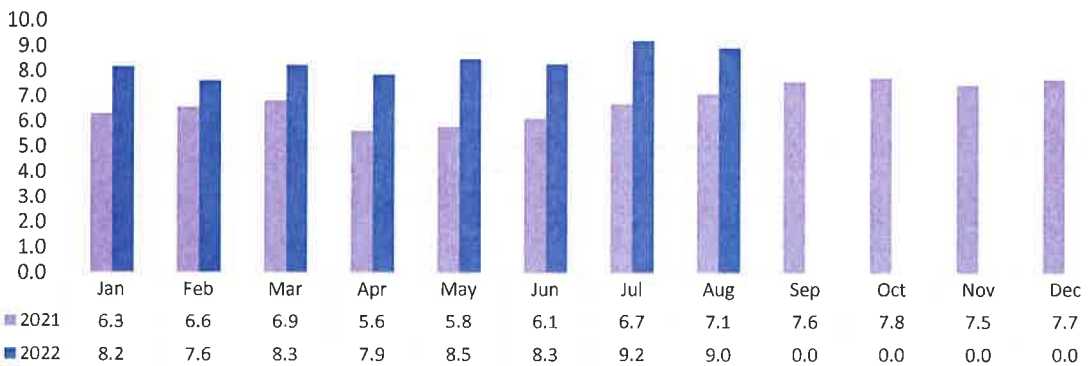
Average Daily Passengers



City Routes Daily Passengers



City Routes Passengers per Revenue Hour



City of Springdale Fixed Routes

August 2022

Route	Days		Passengers			Revenue Hours			Passengers per Hour	
	Aug	2022	Daily	Aug	2022	Daily	Aug	2022	Aug	2022
61	23	167	115	2,646	17,412	13.0	299	2,150	8.8	8.1
62	23	167	110	2,523	16,386	13.6	312	2,234	8.1	7.3
63	23	165	16	360	2,994	8.0	184	1,314	2.0	2.3
Total			240	5,529	36,792	34.6	795	5,698	7.0	6.5

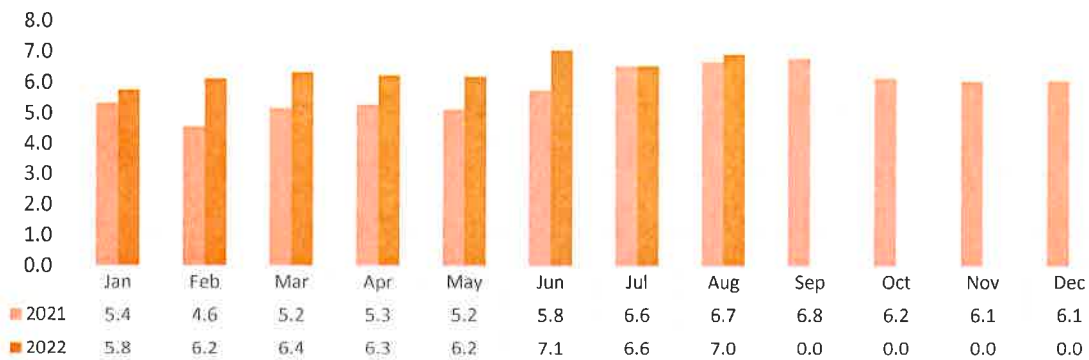
Average Daily Passengers



City Routes Daily Passengers



City Routes Passengers per Revenue Hour

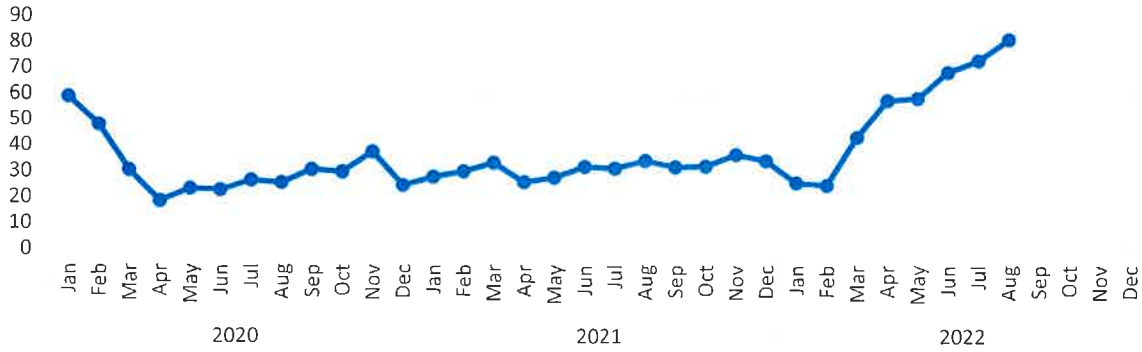


City of Rogers Fixed Routes

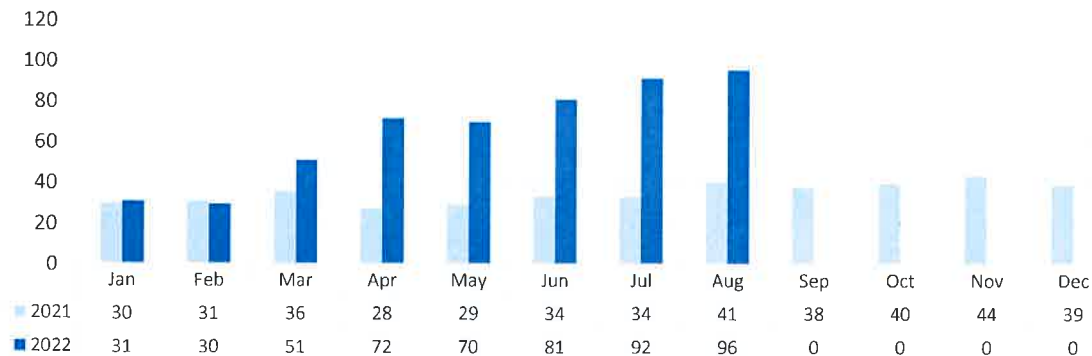
August 2022

Route	Days		Passengers			Revenue Hours			Passengers per Hour	
	Aug	2022	Daily	Aug	2022	Daily	Aug	2022	Aug	2022
R1	27	160	44	1,175	5,320	11.2	303	1,758	3.9	3.0
R2	27	158	38	1,026	4,725	10.6	287	1,708	3.6	2.8
ODT1	0	40		0	575		0	445		1.3
ODT2	0	31		0	483		0	360		1.3
Total			82	2,201	11,103	21.8	589	4,271	3.7	2.6

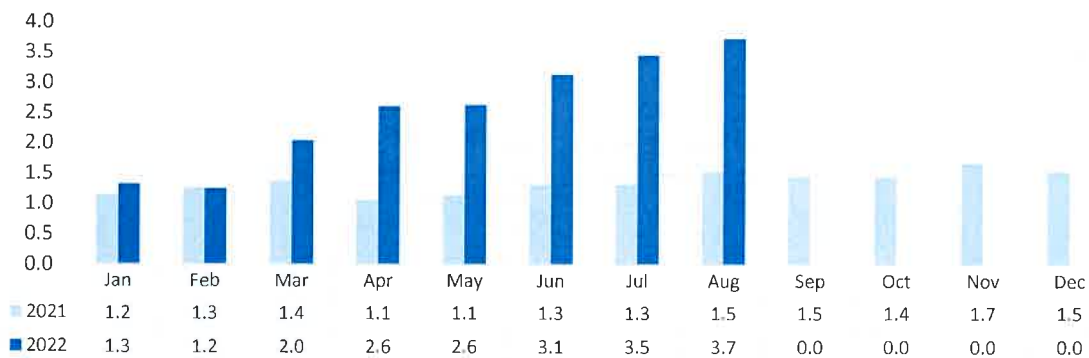
Average Daily Passengers



City Routes Daily Passengers



City Routes Passengers per Revenue Hour



City of Bentonville Fixed Route

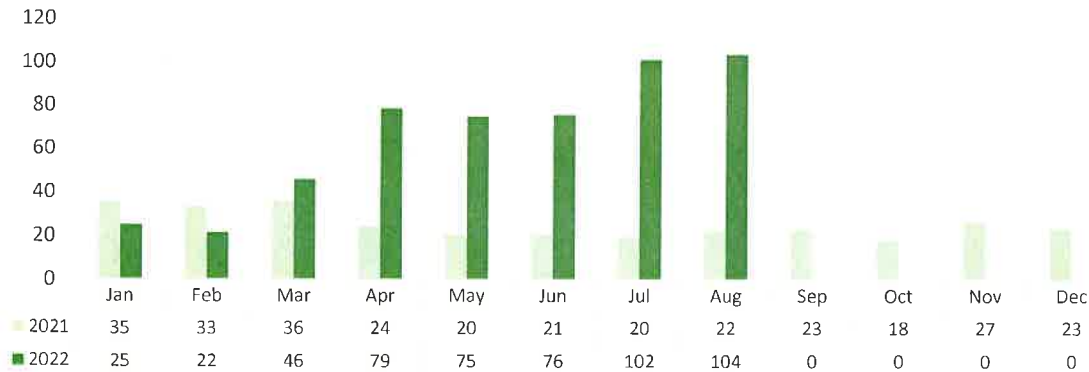
August 2022

Route	Days		Passengers			Revenue Hours			Passengers per Hour	
	Aug	2022	Daily	Aug	2022	Daily	Aug	2022	Aug	2022
B1	27	159	45	1,218	5,260	12.4	335	1,958	3.6	2.7
B2	27	159	44	1,175	5,148	11.2	303	1,862	3.9	2.8
11	0	34		0	841		0	306		2.7
Total			89	2,393	11,249	23.6	637	4,126	3.8	2.7

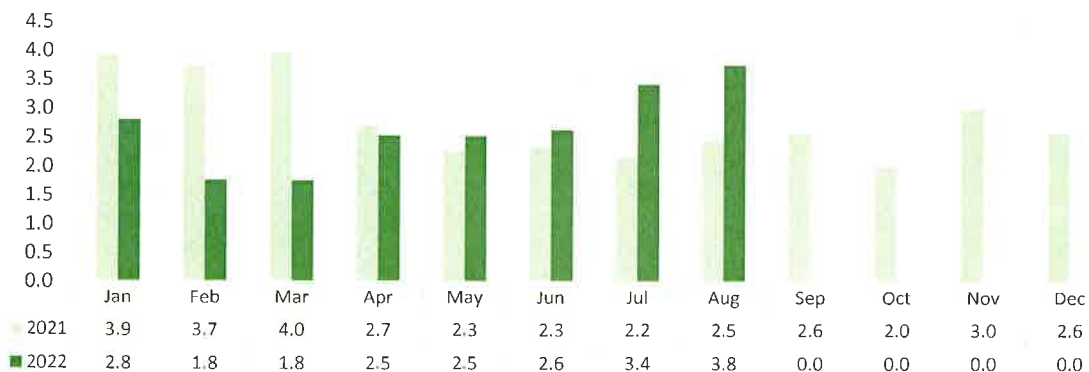
Average Daily Passengers



City Route Daily Passengers



City Route Passengers per Revenue Hour

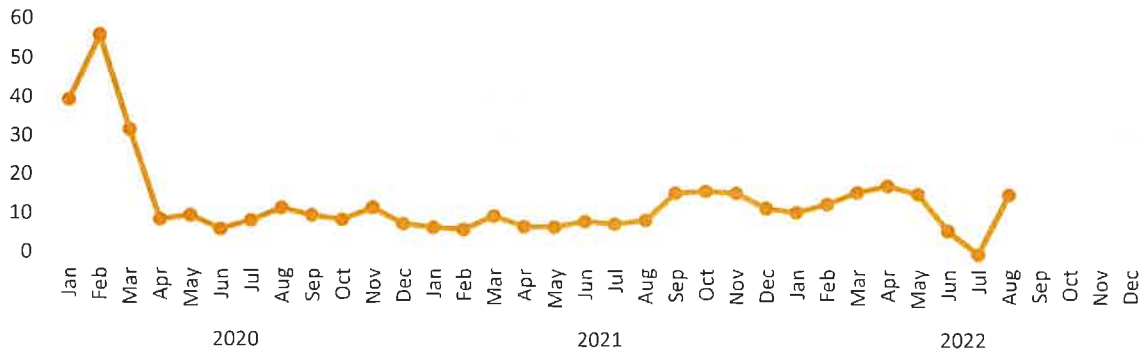


490 Express Route

August 2022

Route	Days		Passengers			Revenue Hours			Passengers per Hour	
	Aug	2022	Daily	Aug	2022	Daily	Aug	2022	Aug	2022
490	23	128		353	1,849		228	851		2.2
Total			0	353	1,849	0	228	851	0.0	2.2

Average Daily Passengers



Passenger Boardings by City
YTD through August

Benton County	2022				2021			
	Fixed Route	ADA Paratransit	Demand Response	Total	Fixed Route	ADA Paratransit	Demand Response	Total
Avoca	0	0	0	0	0	0	0	0
Bella Vista	0	0	0	0	0	0	2	2
Benton County	0	0	1	1	0	0	11	11
Bentonville	11,712	796	157	12,665	4,680	1,339	403	6,422
Bethel Heights	0	0	0	0	0	0	0	0
Cave Springs	0	0	0	0	0	0	0	0
Centerton	0	0	3	3	0	0	12	12
Garfield	0	0	0	0	0	0	0	0
Gravette	0	0	0	0	0	0	0	0
Little Flock	0	0	0	0	0	0	0	0
Lowell	0	30	9	39	0	28	59	87
Pea Ridge	0	0	1	1	0	0	3	3
Rogers	11,566	1,050	219	12,835	5,767	1,445	436	7,648
Siloam Springs	0	0	0	0	0	0	0	0
Total	23,278	1,876	390	25,544	10,447	2,812	926	14,185

Washington County	2022				2021			
	Fixed Route	ADA Paratransit	Demand Response	Total	Fixed Route	ADA Paratransit	Demand Response	Total
Elkins	0	0	0	0	0	0	0	0
Farmington	0	0	2	2	0	0	11	11
Fayetteville	57,723	1,595	394	59,712	55,862	1,580	501	57,943
Goshen	0	0	0	0	0	0	0	0
Greenland	0	0	0	0	0	0	0	0
Johnson	0	0	1	1	0	0	3	3
Lincoln	0	0	0	0	0	0	0	0
Prairie Grove	0	0	0	0	0	0	0	0
Springdale	37,254	2,375	508	40,137	32,620	1,986	402	35,008
Washington County	0	0	1	1	0	0	2	2
West Fork	0	0	0	0	0	0	6	6
Total	94,977	3,970	906	99,853	88,482	3,566	925	92,973

Carroll County	2022				2021			
	Fixed Route	ADA Paratransit	Demand Response	Total	Fixed Route	ADA Paratransit	Demand Response	Total
Berryville	0	0	1,725	1,725	0	0	1,387	1,387
Carroll County	0	0	61	61	0	0	113	113
Eureka Springs	0	0	53	53	0	0	0	0
Green Forest	0	0	6	6	0	0	7	7
Total	0	0	1,845	1,845	0	0	1,507	1,507

Madison County	2022				2021			
	Fixed Route	ADA Paratransit	Demand Response	Total	Fixed Route	ADA Paratransit	Demand Response	Total
Huntsville	0	0	0	0	0	0	0	0
Madison County	0	0	0	0	0	0	0	0
Total	0	0	0	0	0	0	0	0

Grand Total	2022				2021			
	Fixed Route	ADA Paratransit	Demand Response	Total	Fixed Route	ADA Paratransit	Demand Response	Total
Grand Total	118,255	5,846	3,141	127,242	98,929	6,378	3,358	108,665