



City of Farmington  
354 W. Main Street  
P.O. Box 150  
Farmington, AR 72730  
479-267-3865  
479-267-3805 (fax)

**AMENDED CITY COUNCIL AGENDA**  
**September 13, 2021**

**CITY COUNCIL MEETING WILL BE CLOSED TO THE  
PUBLIC. PUBLIC CAN ATTEND VIA ZOOM.**

A regular meeting of the Farmington City Council will be held on  
Monday, September 13, 2021, at 6:00 p.m.  
City Hall  
354 W. Main Street, Farmington, Arkansas.

1. Call to Order – Mayor Ernie Penn
2. Roll Call – City Clerk Kelly Penn
3. Pledge of Allegiance
4. Comments from Citizens – the Council will hear brief comments at this time from citizens. No action will be taken. All comments will be taken under advisement.
5. Approval of the minutes - August 9, 2021, City Council Minutes
6. Financial Reports
7. Entertain a motion to read all ordinances and resolutions by title only.
8. Proclamations, special announcements, committee/commission/council appointments.
  - a. **Recognize John Jones, Rudy Ayala and Dalton Frazier for completing probationary fire training**
9. Committee Reports
  - b. Street Committee
  - c. Community Development Committee
  - d. Park & Recreation Committee
10. Items to be removed from City of Farmington Inventory – NONE

### **UNFINISHED BUSINESS**

11. Ordinance No. 2021-10 –An ordinance requiring premises to be kept free from weeds, rank grass, garbage, rubbish and other unsightly and unsanitary articles; requiring property owners to eliminate, fill up or remove stagnant pools of water or any other unsanitary thing, place or condition which might become a breeding place for mosquitoes, flies and germs harmful to the health of the community; Prescribing a procedure to be followed in such cases - **FINAL READING**

12. Ordinance No. 2021-11 – An ordinance providing for the condemnation and removal of houses, buildings and/or structures constituting a nuisance within the corporate limits; providing for a lien on the property; providing a penalty therefor, and for other purposes. - **FINAL READING**

### **NEW BUSINESS**

13. Ordinance No. 2021-15 An ordinance waiving requirements of competitive bidding for the Richmond Road and awarding the contract to Sisemore Paving in the City of Farmington pursuant to A.C.A. §14-58-303(b)(2)(B).

14. Ordinance No. 2021-16 An ordinance to update revise and adopt provisions for the Farmington Fire Department and repealing all other ordinances or parts of ordinances in conflict here with.

15. Award Bid for Rainsong Street Drainage Improvements to NEC.

### **INFORMATIONAL ITEMS:**

- A. City Business Manager Report
- B. Court Clerk Monthly Distribution Report
- C. Fire Department Report
- D. Police Department Report
- E. Building/Public Works Report
- F. Library Report
- G. Sports & Recreation Report
- H. Planning Commission Minutes
- I. Ozark Regional Transit

# MINUTES

## **Minutes of the Regular Farmington City Council Meeting August 9th, 2021**

Due to the Covid 19 pandemic, a state of emergency was declared by Arkansas Governor Asa Hutchinson, in order to comply to social distancing requirements this meeting was held virtually using the Zoom Meeting system. Mayor Penn, City Clerk Penn, City Business Manager McCarville, Police Chief Hubbard, Fire Chief Hellard, Public Works Director Shelley and City Building Inspector Bramall were physically at City Hall. The regular meeting of the City Council scheduled for Monday, August 9<sup>th</sup>, 2021 was called to order at 6:00 pm by Mayor Ernie Penn. City Clerk Kelly Penn called the roll and the following Council Members answered to their names: Sherry Mathews, Hunter Carnahan (via Zoom), Keith Lipford, Linda Bell (via Zoom), Brenda Cunningham, Bobby Morgan (via Zoom), Diane Bryant (via Zoom) and Shelly Parsley. City Attorney Tennat attended via zoom.

**Comments from Citizens** – NONE

**Approval of the minutes for the July 12th, 2021 Regular Meeting.** On the motion of Council Member Cunningham and a second by Council Member Parsley and by the consent of all Council Members present after a roll call vote, the minutes were approved as presented by a vote of 8-0.

**Financial Reports** – Mayor Penn presented the financial reports.

**Entertain a motion to read all Ordinances and Resolutions by title only.** On the motion of Council Member Cunningham and a second by Council Member Lipford and by the consent of all Council Members present after a roll call vote, the motion to read all Ordinances and Resolutions by title only was approved 8-0.

**Proclamations, Special Announcements, Committee/Commission Appointments. Committee Reports** - Librarian Rachel Sawyer recommended that Nancy Butts be appointed to fill the seat left open by Betty Hummel's resignation on the Library Board. On the motion of Council Member Cunningham and a second by Council Member Carnahan and by the consent of all Council Members present after a roll call vote, the motion to appoint Nancy Butts to the Farmington Library Board was approved 8-0. Fire Chief Hellard announced that the pancake breakfast has been cancelled due to the increase in Covid cases. The Farmington Fall Cleanup Day will go ahead as planned on September 10<sup>th</sup> from 7:30 to 2:00 and September 11<sup>th</sup> 7:00 to Noon.

**Committee Reports** – None

**Items to be removed from City of Farmington Inventory** – None

**Old Business –**

**Ordinance 2021-10 An ordinance requiring premises to be kept free from weeds, rank grass, garbage, rubbish, and other unsightly and unsanitary articles: requiring property owners to eliminate, fill up or remove stagnant pools of water or any other unsanitary thing, place or condition which might become a breeding place for mosquitoes, flies and germs harmful to the health of the community, prescribing a procedure to be followed in such cases.**

Council Member Carnahan made a motion to place Ordinance 2021-10 on its second reading by title only, it was seconded by Council Member Mathews and after a roll call vote the motion passed 8-0. City Attorney Tennant read the ordinance by title only one time.

**Ordinance 2021-11 An ordinance providing for the condemnation and removal of houses, buildings and /or structures constituting a nuisance within the corporate city limits providing for a lien on the property: providing for a penalty, therefore and for other purposes.**

Council Member Parsley made a motion to place Ordinance 2021-11 on its second reading by title only, it was seconded by Council Member Mathews and after a roll call vote the motion passed 8-0. City Attorney Tennant read the ordinance by title only one time.

**New Business**

**Ordinance 2021-14 – An Ordinance waiving requirements of competitive bidding for emergency repairs to storm water drainage in Valley View Subdivision in the city of Farmington pursuant to A.C.A. 14-58-303 (b) (2) (B)**

Council Member Cunningham made a motion to suspend the rule requiring the reading of an ordinance in full on 3 different dates be suspended and for Ordinance 2021-14 be read 1 time by title only, it was seconded by Council Member Parsley and after a roll call vote, the motion was approved 8-0. City Attorney Tennant read Ordinance 2021-14 by title only. Mayor Penn asked Shall the ordinance pass? After a roll call vote the motion passed 8-0. A motion to pass Ordinance 2021-14 with an Emergency Clause was made by Council Member Morgan and seconded by Council Member Parsley, after a roll call vote the motion passed 8-0.

There being no further business to come before the council and on the motion of Council Member Cunningham and seconded by Council Member Morgan and by the consent of all members present, the meeting adjourned at 6:42 pm until the next regularly scheduled meeting to be held Monday, September 13th, 2021 in the City Council Chambers at City Hall, located at 354 West Main Street, Farmington, Arkansas.

Approved;

Attest

---

Mayor Ernie L. Penn

---

City Clerk Kelly Penn

**Financial**

MONTH	CITY SALES TAX	CITY SALES TAX	STATE SALES TA	STATE SALES TAX
	2020	2021		
JANUARY	\$ 130,377.70	\$ 176,605.15	\$ 109,715.61	\$ 118,422.94
FEBRUARY	\$ 148,481.02	\$ 191,113.19	\$ 122,277.31	\$ 132,077.29
MARCH	\$ 133,975.76	\$ 173,156.53	\$ 100,333.67	\$ 116,243.77
APRIL	\$ 131,834.17	\$ 159,711.77	\$ 103,587.92	\$ 103,435.79
MAY	\$ 152,891.65	\$ 212,317.86	\$ 110,933.27	\$ 145,997.63
JUNE	\$ 149,081.37	\$ 195,552.42	\$ 104,879.92	\$ 133,392.16
JULY	\$ 155,807.30	\$ 203,173.25	\$ 112,770.07	\$ 133,013.22
AUGUST	\$ 174,923.16	\$ 207,265.88	\$ 121,519.40	\$ 130,850.39
SEPTEMBER	\$ 174,374.84		\$ 120,630.07	
OCTOBER	\$ 165,123.09		\$ 123,932.96	
NOVEMBER	\$ 167,887.60		\$ 121,853.11	
DECEMBER	\$ 178,934.79		\$ 119,188.29	
Monthly Comparison -August 2020/August 2021	\$	\$ 32,342.72	Increase (Decrease) \$ 41,673.71	\$ 9,330.99
YTD comparison	Increase for 2021 over 2020 YTD - City Sales Tax		\$ 341,523.92	Increase for 2021 over 2020 YTD - State Sales Tax
				\$ 127,416.02
Total Sales Tax				\$ 468,939.94
Increase YTD				

9/7/2021

GENERAL FUND

1:24 PM

Statement of Revenue and Expenditures

	Year-To-Date	Annual Budget	Jan 2021
	Jan 2021	Jan 2021	Dec 2021
	Aug 2021	Dec 2021	Percent of
	Actual		Budget
<b>Revenue &amp; Expenditures</b>			
<b>GENERAL REVENUES</b>			
<b>Revenue</b>			
ACCIDENT REPORT REVENUES	1,041.50	1,500.00	69.43%
ACT 833	18,440.63	20,000.00	92.20%
ALCOHOL SALES TAX	3,859.20	3,500.00	110.26%
ANIMAL CONTROL REVENUES	1,656.20	2,500.00	66.25%
BUILDING INSPECTION FEES	365,303.33	130,000.00	281.00%
BUSINESS LICENSES	5,832.50	6,000.00	97.21%
CITY COURT FINES	99,725.94	120,000.00	83.10%
CITY SALES TAX REVENUES	1,518,896.05	1,475,000.00	102.98%
COUNTY TURNBACK	401,126.85	475,000.00	84.45%
DEVELOPMENT FEES	42,152.34	10,000.00	421.52%
FRANCHISE FEES	312,433.35	375,000.00	83.32%
GARAGE SALE PERMITS	1,367.50	2,500.00	54.70%
GRANTS	767,118.50	0.00	0.00%
INTEREST REVENUES	19,609.66	25,000.00	78.44%
MISCELLANEOUS REVENUES	17,158.53	0.00	0.00%
Off Duty Police Reimbursement	0.00	4,000.00	0.00%
PARK RENTAL	5,401.75	3,500.00	154.34%
PAYMENT IN LIEU OF	175,600.00	150,000.00	117.07%
SALES TAX - OTHER	1,013,433.19	1,260,000.00	80.43%
SPORTS COMPLEX FEES	35,813.50	35,000.00	102.32%
SRO REIMBURSEMENT REVENUES	57,254.97	100,000.00	57.25%
STATE TURNBACK	73,784.81	95,000.00	77.67%
<b>Revenue</b>	<b>\$4,937,010.30</b>	<b>\$4,293,500.00</b>	



9/7/2021

**GENERAL FUND**

1:24 PM

**Statement of Revenue and Expenditures**

	Year-To-Date	Annual Budget	Jan 2021
	Jan 2021	Jan 2021	Dec 2021
	Aug 2021	Dec 2021	Percent of
	Actual		Budget
<b>ADMINISTRATIVE DEPT</b>			
<b>Expenses</b>			
ADDITIONAL SERVICES EXPENSE	168,799.35	180,000.00	93.78%
ADVERTISING EXPENSE	3,153.68	6,000.00	52.56%
BANK CHARGE	152.29	0.00	0.00%
Bank Charges	505.51	0.00	0.00%
BUILDING MAINT & CLEANING	17,650.44	35,000.00	50.43%
CREDIT CARD FEE EXPENSE	108.84	5,000.00	2.18%
ELECTION EXPENSES	3,774.52	5,000.00	75.49%
ENGINEERING FEES	127,361.01	125,000.00	101.89%
INSURANCES EXPENSE	768.04	50,000.00	1.54%
LEGAL FEES	2,222.65	10,000.00	22.23%
MATERIALS & SUPPLIES EXPENSE	13,009.46	17,000.00	76.53%
MISCELLANEOUS EXPENSE	1,272.62	2,000.00	63.63%
NEW EQUIPMENT PURCHASE	1,240.80	10,000.00	12.41%
PAYROLL EXP - CITY ATTRNY	45,355.24	60,000.00	75.59%
PAYROLL EXP - ELECTED OFFICIAL	89,199.28	125,000.00	71.36%
PAYROLL EXP - REGULAR	162,958.14	241,365.00	67.52%
PLANNING COMMISSION	11,795.11	20,000.00	58.98%
POSTAGE EXPENSE	1,265.20	1,500.00	84.35%
PROFESSIONAL SERVICES	7,479.80	10,000.00	74.80%
REPAIR & MAINT - BUILDING	1,208.30	2,000.00	60.42%
REPAIR & MAINT - EQUIPMENT	111.54	0.00	0.00%
REPAIR & MAINT - OFFICE EQUIP	3,071.94	2,500.00	122.88%
SERVICE CHARGES	501.60	250.00	200.64%
TECHNICAL SUPPORT	16,784.50	40,000.00	41.96%
TELECOMMUNICATION EXPENSES	7,850.92	4,000.00	196.27%
TRAVEL, TRAINING & MEETINGS	2,158.52	10,000.00	21.59%
UTILITIES EXPENSES	47,279.32	70,000.00	67.54%
<b>Expenses</b>	<b>\$737,038.62</b>	<b>\$1,031,615.00</b>	

9/7/2021

1:24 PM

**GENERAL FUND**

**Statement of Revenue and Expenditures**

	Year-to-Date	Annual Budget	Jan 2021
	Jan 2021	Jan 2021	Dec 2021
	Aug 2021	Dec 2021	Percent of
	Actual		Budget
<b>ANIMAL CONTROL DEPT</b>			
<b>Expenses</b>			
FUEL EXPENSES	982.66	2,000.00	49.13%
MATERIALS & SUPPLIES EXPENSE	320.79	1,100.00	29.16%
PAYROLL EXP - REGULAR	41,277.78	63,051.00	65.47%
PROFESSIONAL SERVICES	3,780.00	15,000.00	25.20%
REPAIR & MAINT - AUTOMOBILES	896.46	1,500.00	59.76%
REPAIR & MAINT - EQUIPMENT	0.00	500.00	0.00%
TRAVEL, TRAINING & MEETINGS	0.00	500.00	0.00%
UNIFORMS/GEAR EXPENSE	193.43	500.00	38.69%
<b>Expenses</b>	<b>\$47,451.12</b>	<b>\$84,151.00</b>	

9/7/2021

1:24 PM

**GENERAL FUND**

**Statement of Revenue and Expenditures**

	Year-to-Date	Annual Budget	Jan 2021
	Jan 2021	Jan 2021	Dec 2021
	Aug 2021	Dec 2021	Percent of
	Actual		Budget
<b>BUILDING PERMIT DEPT</b>			
<b>Expenses</b>			
FUEL EXPENSES	1,926.25	2,500.00	77.05%
NEW EQUIPMENT PURCHASE	26,373.00	0.00	0.00%
PAYROLL EXP - REGULAR	69,922.32	94,626.00	73.89%
REPAIR & MAINT - AUTOMOBILES	1,036.42	1,000.00	103.64%
TRAVEL, TRAINING & MEETINGS	414.00	3,000.00	13.80%
UNIFORMS/GEAR EXPENSE	193.43	1,000.00	19.34%
<b>Expenses</b>	<b>\$99,865.42</b>	<b>\$102,126.00</b>	

9/7/2021

**GENERAL FUND**

1:24 PM

**Statement of Revenue and Expenditures**

	Year-To-Date	Annual Budget	Jan 2021
	Jan 2021	Jan 2021	Dec 2021
	Aug 2021	Dec 2021	Percent of
	Actual		Budget
<b>FIRE DEPT</b>			
<b>Expenses</b>			
ADVERTISING EXPENSE	0.00	1,000.00	0.00%
BUILDING MAINT & CLEANING	272.63	0.00	0.00%
FUEL EXPENSES	6,070.32	7,200.00	84.31%
HAZMAT EXPENSES	2,270.12	2,400.00	94.59%
MATERIALS & SUPPLIES EXPENSE	3,984.50	8,500.00	46.88%
MISCELLANEOUS EXPENSE	0.00	500.00	0.00%
NEW EQUIPMENT PURCHASE	603,243.00	10,000.00	6,032.43%
PAYROLL EXP - REGULAR	365,885.58	660,851.00	55.37%
REPAIR & MAINT - BUILDING	200.42	3,200.00	6.26%
REPAIR & MAINT - EQUIPMENT	505.45	9,070.00	5.57%
REPAIR & MAINT - TRUCK	6,495.50	10,000.00	64.96%
TRAVEL, TRAINING & MEETINGS	6,616.00	12,801.00	51.68%
UNIFORMS/GEAR EXPENSE	15,368.63	30,000.00	51.23%
<b>Expenses</b>	<b>\$1,010,912.15</b>	<b>\$755,522.00</b>	

9/7/2021

1:24 PM

**GENERAL FUND**

**Statement of Revenue and Expenditures**

	Year-To-Date	Annual Budget	Jan 2021
	Jan 2021	Jan 2021	Dec 2021
	Aug 2021	Dec 2021	Percent of
	Actual		Budget
<b>LAW ENFORCE - COURT</b>			
<b>Expenses</b>			
MATERIALS & SUPPLIES EXPENSE	230.57	3,000.00	7.69%
MISCELLANEOUS EXPENSE	0.00	400.00	0.00%
NEW EQUIPMENT PURCHASE	0.00	3,000.00	0.00%
PAYROLL EXP - REGULAR	52,632.74	87,521.00	60.14%
POSTAGE EXPENSE	7.00	1,800.00	0.39%
PROSECUTING ATTORNEY	12,000.00	18,000.00	66.67%
REPAIR & MAINT - OFFICE EQUIP	0.00	500.00	0.00%
SPECIAL COURT COSTS	0.00	6,000.00	0.00%
TRAVEL, TRAINING & MEETINGS	0.00	6,000.00	0.00%
<b>Expenses</b>	<b>\$64,870.31</b>	<b>\$126,221.00</b>	

9/7/2021

1:24 PM

**GENERAL FUND**

**Statement of Revenue and Expenditures**

	Year-To-Date	Annual Budget	Jan 2021
	Jan 2021	Jan 2021	Dec 2021
	Aug 2021	Dec 2021	Percent of
	Actual		Budget
<b>LAW ENFORCE - POLICE</b>			
<b>Expenses</b>			
ADVERTISING EXPENSE	0.00	100.00	0.00%
BREATHALYZER EXPENSES	438.21	700.00	62.60%
CAPITAL IMPROVEMENT	7,500.00	0.00	0.00%
DRUG TASK FORCE	1,500.00	2,000.00	75.00%
FUEL EXPENSES	30,946.82	48,000.00	64.47%
GRANT EXPENSE	3,682.77	0.00	0.00%
MATERIALS & SUPPLIES EXPENSE	45,534.57	50,000.00	91.07%
MISCELLANEOUS EXPENSE	0.00	500.00	0.00%
NEW EQUIPMENT PURCHASE	55,275.34	56,000.00	98.71%
Off Duty Police Pay	0.00	4,000.00	0.00%
PAYROLL EXP - REGULAR	778,611.57	1,302,050.00	59.80%
PAYROLL EXP - SRO	83,027.98	150,000.00	55.35%
REPAIR & MAINT - AUTOMOBILES	17,412.47	25,000.00	69.65%
REPAIR & MAINT - EQUIPMENT	0.00	3,000.00	0.00%
TRAVEL, TRAINING & MEETINGS	4,668.04	7,000.00	66.69%
UNIFORMS/GEAR EXPENSE	8,320.59	15,000.00	55.47%
<b>Expenses</b>	<b>\$1,036,918.36</b>	<b>\$1,663,350.00</b>	

9/7/2021

**GENERAL FUND**

1:24 PM

**Statement of Revenue and Expenditures**

	<u>Year-To-Date</u>	<u>Annual Budget</u>	<u>Jan 2021</u>
	<u>Jan 2021</u>	<u>Jan 2021</u>	<u>Dec 2021</u>
	<u>Aug 2021</u>	<u>Dec 2021</u>	<u>Percent of</u>
	<u>Actual</u>		<u>Budget</u>
<b>LIBRARY</b>			
<b>Expenses</b>			
LIBRARY TRANSFER	55,000.00	55,000.00	100.00%
<b>Expenses</b>	<b>\$55,000.00</b>	<b>\$55,000.00</b>	

9/7/2021

**GENERAL FUND**

1:24 PM

**Statement of Revenue and Expenditures**

	Year-to-Date	Annual Budget	Jan 2021
	Jan 2021	Jan 2021	Dec 2021
	Aug 2021	Dec 2021	Percent of
	Actual		Budget
<b>PARKS DEPT</b>			
<b>Expenses</b>			
CAPITAL IMPROVEMENT	0.00	125,000.00	0.00%
ENGINEERING FEES	0.00	25,000.00	0.00%
MATERIALS & SUPPLIES EXPENSE	13,390.14	10,000.00	133.90%
NEW EQUIPMENT PURCHASE	17,845.30	22,500.00	79.31%
PAYROLL EXP - REGULAR	131,284.57	186,765.00	70.29%
PROFESSIONAL SERVICES	5,076.49	2,500.00	203.06%
REPAIR & MAINT - BUILDING	880.72	0.00	0.00%
REPAIR & MAINT - EQUIPMENT	3,568.67	3,000.00	118.96%
SPORTS PARK MATERIALS	7,806.54	22,000.00	35.48%
SPORTS PARK NEW EQUIP	0.00	10,000.00	0.00%
SPORTS PARK PROF SERV	32,235.00	45,000.00	71.63%
SPORTS PARK REPAIR/MAINT	2,845.61	2,500.00	113.82%
SPORTS PARK UNIFORMS	193.43	250.00	77.37%
SPORTS PARK UTILITIES	10,105.74	15,000.00	67.37%
UNIFORMS/GEAR EXPENSE	0.00	1,000.00	0.00%
UTILITIES EXPENSES	19,766.99	5,000.00	395.34%
<b>Expenses</b>	<b>\$244,999.20</b>	<b>\$475,515.00</b>	



9/7/2021

### GENERAL FUND

1:24 PM

## Statement of Revenue and Expenditures

	Year-To-Date	Annual Budget	Jan 2021
	Jan 2021	Jan 2021	Dec 2021
	Aug 2021	Dec 2021	Percent of
	Actual		Budget
<b>TRANSFERS BETWEEN FUNDS</b>			
<b>Revenue</b>			
TRANSFER INCOME	500,000.00	0.00	0.00%
<b>Revenue</b>	<b>\$500,000.00</b>	<b>\$0.00</b>	
<b>Expenses</b>			
TRANS TO MONEY MARKET	500,000.00	0.00	0.00%
<b>Expenses</b>	<b>\$500,000.00</b>	<b>\$0.00</b>	

9/7/2021

**GENERAL FUND**

1:24 PM

**Statement of Revenue and Expenditures**

	Year-To-Date	Annual Budget	Jan 2021
	Jan 2021	Jan 2021	Dec 2021
	Aug 2021	Dec 2021	Percent of
	Actual		Budget
<b>Unallocated</b>			
<b>Expenses</b>			
TRANSFER TO ARPA FUND	764,568.50	0.00	0.00%
<b>Expenses</b>	<b>\$764,568.50</b>	<b>\$0.00</b>	

**STREET FUND**  
**Statement of Revenue and Expenditures**

	Year-To-Date Jan 2021 Aug 2021 Actual	Annual Budget Jan 2021 Dec 2021	Jan 2021 Dec 2021 Percent of Budget
<b>Revenue &amp; Expenditures</b>			
<b>Revenue</b>			
GRANTS	44,209.84	0.00	0.00%
INTEREST REVENUES	134.87	1,000.00	13.49%
MISCELLANEOUS REVENUES	80.58	100.00	80.58%
STREET COUNTY TURNBACK	43,081.35	40,000.00	107.70%
STREET STATE TURNBACK	331,291.43	406,945.75	81.41%
TRANSFER INCOME	0.00	318,054.25	0.00%
<b>Revenue</b>	<b>\$418,798.07</b>	<b>\$766,100.00</b>	
<b>Expenses</b>			
ADVERTISING EXPENSE	0.00	1,000.00	0.00%
CREDIT CARD FEE EXPENSE	29.00	0.00	0.00%
ENGINEERING FEES	84,528.41	30,000.00	281.76%
FUEL EXPENSES	6,879.70	10,000.00	68.80%
MATERIALS & SUPPLIES EXPENSE	7,080.03	15,000.00	47.20%
MISCELLANEOUS EXPENSE	4,855.23	500.00	971.05%
NEW EQUIPMENT PURCHASE	0.00	25,000.00	0.00%
PAYROLL EXP - REGULAR	102,066.50	205,500.00	49.67%
PROFESSIONAL SERVICES	31,930.90	2,000.00	1,596.55%
REPAIR & MAINT - BUILDING	817.00	2,000.00	40.85%
REPAIR & MAINT - EQUIPMENT	257.67	10,000.00	2.58%
STREET LIGHTS	35,050.24	150,400.00	23.30%
STREET/ROAD REPAIRS	179,216.45	300,000.00	59.74%
TRAVEL, TRAINING & MEETINGS	0.00	500.00	0.00%
UNIFORMS/GEAR EXPENSE	338.44	2,200.00	15.38%
UTILITIES EXPENSES	10,710.80	12,000.00	89.26%
<b>Expenses</b>	<b>\$463,760.37</b>	<b>\$766,100.00</b>	

**LIBRARY FUND**  
**Statement of Revenue and Expenditures**

	Current Period Jan 2021 Aug 2021 Actual	Annual Budget Jan 2021 Dec 2021	Jan 2021 Dec 2021 Percent of Budget
<b>Revenue &amp; Expenditures</b>			
<b>Revenue</b>			
Donations	1,370.00	0.00	0.00%
FINES/LOST ITEMS	1,056.66	1,000.00	105.67%
GRANTS	3,000.00	0.00	0.00%
INTEREST REVENUES	28.08	0.00	0.00%
MISCELLANEOUS REVENUES	3,054.61	0.00	0.00%
TRANS FROM GENERAL FUND	55,000.00	55,000.00	100.00%
WASHINGTON CO LIBRARY	136,152.00	197,226.00	69.03%
<b>Revenue</b>	<b>\$199,661.35</b>	<b>\$253,226.00</b>	
<b>Expenses</b>			
ADVERTISING EXPENSE	539.00	1,000.00	53.90%
BOOKS AND MEDIA	19,408.44	32,000.00	60.65%
BUILDING MAINT & CLEANING	1,818.29	4,800.00	37.88%
MATERIALS & SUPPLIES EXPENSE	14,126.79	13,026.00	108.45%
MISCELLANEOUS EXPENSE		500.00	0.00%
NEW EQUIPMENT PURCHASE	4,170.00	7,000.00	59.57%
PAYROLL EXP - REGULAR	116,083.02	180,000.00	64.49%
POSTAGE EXPENSE	61.80	300.00	20.60%
PROGRAMS EXPENSE	1,645.00	4,000.00	41.13%
REPAIR & MAINT. - BUILDING	1,141.70	0.00	0.00%
TECHNICAL SUPPORT	7,569.36	6,800.00	111.31%
TRAVEL, TRAINING & MEETINGS	563.00	1,000.00	56.30%
UTILITIES EXPENSES	1,789.13	2,800.00	63.90%
<b>Expenses</b>	<b>\$168,915.53</b>	<b>\$253,226.00</b>	

Proclamations,  
special  
announcements  
and  
appointments

# Committee Reports

## Community Development Meeting – August 26, 2021

Present: Diane Bryant – Chair, Norm Toering, Tammy Shelly, Floyd Shelley, Josh Frye, Chance Smith, Josh Smith, Judy Horne, Melissa McCarville, Mayor Ernie Penn.

Chance Smith, event coordinator, discussed their plan for placement of the various participants of the Fall Festival. Among items to consider were placement of the vendors, where to put the musicians within the pavilion, and set-up of the children's art project.

Chance Smith said he has told vendors their set up can begin at 7:30 AM and that the event will run from 9 AM to 5 PM. He has given vendors a number and will spray paint the vendor numbers on the grass on Friday night. He will collect all vendor fees and will then cut a check to Chamber for their 25% share of the fees. His organization has liability insurance that will cover this event.

Floyd Shelley will be doing the City's portion of the set-up ahead of time because they will be busy Friday, September 10 and Saturday September 11 with the all-city clean-up activity. He also mentioned that they will place orange cones on the sewer cleanouts to protect them from vehicles. He said if the ground is dry, the vendors can park their vehicle behind their booth; they don't have to set up and then park their car a long distance away. Floyd will make arrangements with the Fire Department for tables. Also, they will power wash the pavilion floor.

The City is going to print flyers to be distributed; they also have two banners to put up.

Josh Frye said the Chamber of Commerce will help with directing traffic, enforcing social distancing as needed, and help with the flower bulbs or other tasks, as needed.

Diane asked for more volunteers to help judge the children's art on Tuesday, September 7 at Williams Elementary. They will have room there to spread out the art and award a 1<sup>st</sup>, 2<sup>nd</sup>, or 3<sup>rd</sup> place ribbon to each entry. She also will need assistance early Saturday morning to attach the art to clothesline the City will set up.

Music will be provided by musician Jeremiah Griffin's group, Inside Out performers, choirs, and a few other musicians. Inside Out has agreed to loan their speaker system for the entire event. There will be a 9-11 Tribute at 11 AM on the lawn east of the pavilion.

The Morrow family is providing hay bales for a photo background and Chicken Holler will help with additional decoration. Scott Morris is going to bring a vintage tractor for children to climb on and this could also be a photo opportunity.

There will be no food sold in booths due to Covid, but food trucks are going to be allowed.

The Farmington Garden Club will sack up daffodil bulbs and will give them away at their booth.

Respectfully submitted,

Diane Bryant

# Agenda Item 11



ORDINANCE NO. 2021-10

AN ORDINANCE REQUIRING PREMISES TO BE KEPT FREE FROM WEEDS, RANK GRASS, GARBAGE, RUBBISH AND OTHER UNSIGHTLY AND UNSANITARY ARTICLES; REQUIRING PROPERTY OWNERS TO ELIMINATE, FILL UP OR REMOVE STAGNANT POOLS OF WATER OR ANY OTHER UNSANITARY THING, PLACE OR CONDITION WHICH MIGHT BECOME A BREEDING PLACE FOR MOSQUITOES, FLIES AND GERMS HARMFUL TO THE HEALTH OF THE COMMUNITY; PRESCRIBING A PROCEDURE TO BE FOLLOWED IN SUCH CASES.

NOW THEREFORE, BE IT ORDAINED BY THE CITY COUNCIL OF THE CITY OF FARMINGTON:

SECTION 1. All property owners within the City of Farmington Arkansas, are hereby required to cut weeds, grass, remove garbage, rubbish and other unsanitary and unsightly articles and things from their property, and to eliminate, fill up or remove stagnant pools of water or any other unsanitary things, place or condition which might become a breeding place for mosquitoes, flies and germs harmful to the health of the community. Weeds or grass allowed to grow over six (6) inches high shall be deemed a violation of this section. Notwithstanding this provision, property within the boundaries of the City of Farmington that is zoned A-1 Agriculture that is not cultivated for the production of plants for commercial or agriculture purposes shall not be presumed to be a violation of this section when weeds or grass exceeds over six (6) inches high; however, owners of property zoned A-1 Agriculture that borders residential and commercial property shall be required to maintain the growth of weeds and grass to prevent the property from becoming a harbor for snakes and rodents.

SECTION 2. If the owner or owners of any lot or other real property within the City of Farmington, after the giving of seven (7) days' notice in writing by the Code Enforcement Officer shall refuse or neglect to perform the duties in connection with his or their property as specified in Section 1 hereof, the Chief of Police is hereby authorized to enter upon the property and have said weeds, rank grass or other vegetation cut and removed, or eliminate any unsanitary and unsightly condition, and the cost thereof shall be charged against said premises and shall constitute a lien thereon.

SECTION 3. In case the owner of any lot or other real property is unknown or his whereabouts is not known or is a non-resident of this State, then a copy of the written notice hereinabove referred to shall be posted upon the premises and before any action to enforce such lien shall be had, the City Business Manager shall make an affidavit setting out the facts as to unknown address or whereabouts of non-residents, and thereupon service of publication as now provided for by law against non-resident defendants may be had and an attorney ad litem shall be appointed to notify the defendant by registered letter addressed to his last known place of residence if same can be found.

SECTION 4. Enforcement of this ordinance shall be as provided in Ark. Code Ann. §§ 14-54-903 and 14-54-904.

SECTION 5. In addition to the remedies provided herein, any owner or occupant of any real property who is given notice or ordered to abate a condition pursuant to provisions of this chapter shall refuse or fail to so comply with such order or notice within the period of time established for compliance by such order or notice, said owner or occupant shall be deemed guilty of a misdemeanor and, upon conviction thereof, in accordance with A.C.A. §14-55-504, shall be punished by a fine (1) not exceeding \$1,000.00 for the first offense or violation; (2) not exceeding \$2,000.00 for the second offense or violation; and (3) not exceeding \$4,000.00 for each subsequent offense or violation. If the violation is, in its nature, continuous in respect to time, the penalty for allowing the continuance thereof is a fine not to exceed \$500.00 for each day that the same is unlawfully continued.

SECTION 6. All ordinances or parts of ordinances in conflict herewith are hereby repealed.

PASSED AND APPROVED this 13th day of September 2021.

APPROVED:

By:

\_\_\_\_\_  
Ernie Penn, Mayor

ATTEST:

By:

\_\_\_\_\_  
Kelly Penn, City Clerk

# Agenda Item 12

ORDINANCE NO. 2021-11

AN ORDINANCE PROVIDING FOR THE CONDEMNATION AND REMOVAL OF HOUSES, BUILDINGS AND/OR STRUCTURES CONSTITUTING A NUISANCE WITHIN THE CORPORATE LIMITS; PROVIDING FOR A LIEN ON THE PROPERTY; PROVIDING A PENALTY THEREFOR, AND FOR OTHER PURPOSES.

NOW THEREFORE, BE IT ORDAINED BY THE CITY COUNCIL OF THE CITY OF FARMINGTON, ARKANSAS:

SECTION 1. That it shall be and it is hereby declared to be unlawful for any person or persons, partnership, corporation or association, to own, keep or maintain any house, building and/or structure within the corporate limits of the City of Farmington, Arkansas, which constitutes a nuisance and which is found and declared to be a nuisance by Resolution of the Farmington City Council.

SECTION 2. That any such house, building and/or structure which is found and declared to be a nuisance by Resolution of the Farmington City Council will be condemned to insure the removal thereof as herein provided.

SECTION 3.

(a) That prior to the consideration of a Resolution by the Farmington City Council declaring any house, building and/or structure as a nuisance, the owner(s) and any mortgagee(s) or lienholder(s), of such house, building and/or structure shall be mailed written notification of the date, time and place that the city council will consider said Resolution. In addition, said notice shall inform the owner(s) and any mortgagee(s) or lienholder(s), of the right to be heard at the city council meeting on the proposed Resolution declaring such house, building and/or structure to be a nuisance.

(b) Should the owner(s) and mortgagee(s) and/or lienholder(s) of any such house, building and/or structure be unknown or their whereabouts be unknown, or if they do not reside in Arkansas, then a copy of the written notice shall be posted upon said premises and the Mayor or his designee shall make an affidavit setting out the facts as to unknown address, unknown whereabouts and/or non-resident status of said owner(s), mortgagee(s), and lienholder(s). Thereupon, service of publication as now provided by law against unknown and/or non-resident defendant(s) may be had and an attorney ad litem shall be appointed to notify such persons by registered letter addressed to their last known place(s) of residence or business.

SECTION 4. That the Resolution of the Farmington City Council condemning any house, building and/or structure which constitutes a nuisance will include in said Resolution an adequate description of the house, building, and/or structure; the name(s), if known, of the owner(s) and mortgagee(s) and/or lienholder(s) thereof; and shall set forth the reason or reasons said house, building and/or structure is or has been condemned as a nuisance.

SECTION 5. After a house, building and/or structure has been found and declared to be a nuisance and condemned by Resolution as herein provided, a true or certified copy of said Resolution will be mailed to the owner(s) and mortgagee(s) and/or lienholder(s) thereof, if the whereabouts of said owner(s) and mortgagee(s) and/or lienholder(s) thereof be known or their last known address be known, and a copy thereof shall be posted at a conspicuous place on said house, building and/or structure. Provided, that if the owner(s) and mortgagee(s) and/or lienholder(s) of said house, building and/or structure be unknown, or if his or their whereabouts or last known address be unknown, the posting of the copy of said Resolution as hereinabove provided will suffice as notice of the condemnation.

SECTION 6. If the house, building and/or structure constituting a nuisance has not been torn down or removed, or said nuisance otherwise abated within thirty (30) days after posting the true copy of the Resolution at a conspicuous place on said house, building and/or structure constituting the nuisance, it will be torn down and/or removed by the Farmington Building Inspector or his duly-designated representative.

SECTION 7. The Building Inspector or any other person or persons designated by him to tear down and remove any such house, building and/or structure constituting a nuisance will insure the removal thereof and dispose of the same in such a manner as deemed appropriate in the circumstances and to that end may, if the same have a substantial value, sell said house, building and/or structure, or any saleable materials thereof, by public sale to the highest bidder for cash, ten (10) days' notice thereof being first given by one publication in some newspaper having a general circulation in the city, to insure its removal and the abatement of the nuisance.

SECTION 8. All proceeds of the sale of any such house, building and/or structure, or the proceeds of the sale of saleable materials therefrom and all fines collected from the provisions of this ordinance shall be paid by the person or persons collecting the same to the Farmington City Business Manager. If any such house, building and/or structure, or the saleable materials thereof, be sold for an amount which exceeds all costs incidental to the abatement of the nuisance (including the cleaning up of the premises) by the city, plus any fine or fines imposed, the balance thereof will be returned to the former owner or owners of such house, building and/or structure constituting the nuisance.

SECTION 9. If the City has any net costs in removal of any house, building or structure, the city shall have a lien on the property as provided by A.C.A. § 14-54-904.

SECTION 10. A fine of not less than Two Hundred Fifty Dollars (\$250) and nor more than One Thousand Dollars (\$1,000) is hereby imposed against the owner(s) of any house, building and/or structure found and declared to be a nuisance by Resolution of the Farmington City Council thirty (30) days after the same has been so found and declared to be a nuisance, and for each day thereafter said nuisance be not abated constitutes a continuing offense punishable by a fine up to Five Hundred Dollars (\$500) per day; provided the notice as herein provided in Section 5 hereof has been given within ten (10) days after said house, building and/or structure has been by Resolution found and declared to be a nuisance.

SECTION 11. In the event it is deemed advisable by the City Council that a particular house, building and/ or structure be judicially declared to be a nuisance by a Court having jurisdiction of such matters, the Farmington City Council is hereby authorized to employ an attorney to bring such an action for said purpose in the name of the city, and the only notice to be given to the owner(s) and mortgagee(s) and/or lienholder(s) of any such house, building and/or structure sought to be judicially declared to be a nuisance will be that as now provided for by law in such cases in Washington County Circuit Court. When any such house, building, and/or structure has been declared judicially to be a nuisance by a Court of competent jurisdiction, a fine up to One Thousand Dollars (\$1,000) is hereby imposed against the owner(s) thereof from the date said finding is made by the Court and for each day thereafter, said nuisance be not abated constitutes a continuing offense punishable by a fine up to Five Hundred Dollars (\$500.00) per day.

SECTION 12. If, for any reason, any portion of this ordinance be held to be invalid, such invalidity shall in no way affect the remaining portions thereof which are valid but said valid portions shall be and remain in full force and effect.

SECTION 13. All ordinances or parts of ordinances in conflict herewith are hereby repealed.

PASSED AND APPROVED this 13th day of September 2021.

APPROVED:

By: \_\_\_\_\_  
Ernie Penn, Mayor

ATTEST:

By: \_\_\_\_\_  
Kelly Penn, City Clerk

# Agenda Item 13

**ORDINANCE NO. 2021-15**

**AN ORDINANCE WAIVING REQUIREMENTS OF COMPETITIVE BIDDING FOR RICHMOND ROAD AND AWARDED THE CONTRACT TO SISEMORE PAVING IN THE CITY OF FARMINGTON PURSUANT TO ARK. CODE ANN. § 14-58-303 (b)(2)(B)**

WHEREAS, the Richmond Road project was advertised for bid in June of 2021, and

WHEREAS, only one bid of \$70,542.30 was received for the project and our engineer recommended rejecting the bid because it was much higher than the engineer's estimate, and

WHEREAS, we have secured a recent bid from Sisemore Paving in the amount of \$29,700.00.

NOW, THEREFORE, BE IT ORDAINED BY THE CITY COUNCIL OF FARMINGTON, ARKANSAS:

SECTION 1: That due to the exceptional situation as described hereinabove, with regard to competitive bidding for paving of Richmond Road.

SECTION 2: That in accordance with Ark. Code Ann. §14-58-303(b)(2)(B), which states, "the governing body, by ordinance, may waive the requirements of competitive bidding in exceptional situations where this procedure is deemed not feasible nor practical", the City of Farmington, Arkansas, through its city council, is hereby authorized to contract the services of Sisemore Paving for resurfacing of Richmond Road in the amount of \$29,700.00.

SECTION 3: EMERGENCY CLAUSE: That the Farmington City Council further determines that this ordinance is necessary to acquire the emergency repairs; therefore, an emergency is hereby declared to exist, and this ordinance shall be in full force and effect from and after its passage and approval.

PASSED AND APPROVED this 13<sup>th</sup> day of September 2021.

\_\_\_\_\_  
Ernie Penn, Mayor

ATTEST:

\_\_\_\_\_  
Kelly Penn, City Clerk





354 W. Main Street  
P.O. Box 150  
Farmington, AR 72730  
479-267-3865  
479-267-3805 (fax)

## **Memo**

To: Farmington City Council  
Ernie Penn , Mayor  
Kelly Penn, City Clerk

From: Floyd Shelley , Public Works Manager

Re: Award Bid to Sisemore Paving Company in the amount of \$29,700 for the paving of Richmond Road

Date: September 13, 2021

### **Recommendation**

City staff recommends approval of this request

### **Background**

On June 9<sup>th</sup> of 2021 , we opened bids for the road surfacing of Richmond Road. We only had 1 bidder , which was APAC –Central Inc of Fayetteville. The bid was \$70,542.30. This amount exceeded the engineer’s original estimate of between \$25,000 to \$30,000. Based upon this discrepancy and the lack of other bidders, our City rejected the bid.

### **Discussion**

Sisemore Paving has now offered a bid of \$29,700 which is more in line with our engineer’s original estimate. They estimate a date to begin construction of 5 to 6 weeks from the time that our Council approves the bid. Sisemore Paving has completed several smaller paving jobs for our City with very satisfactory results and workmanship.

### **Budget Impact**

\$29,700 Street Budget

**Sisemore Paving Co**

**7012 E Downum Rd**

**Springdale, AR 72762**

**Phone: 479-248-7781**

**Fax: 479-248-2066**

City of Farmington

% Floyd Shelley

PH: 479-430-9362

Email: [floydshelley@cityoffarmington-ar.gov](mailto:floydshelley@cityoffarmington-ar.gov)

**Wednesday, August 18, 2021**

We hereby propose to furnish the material and perform the labor necessary for the completion of

Project: Richmond Road

Grading existing 900' X12' base gravel road. Adding new base where necessary for final grade compact for density.

Asphalt paving area with 3 inch hot mix asphalt surface and compact for density and finish.

Price \$ 29,700.00

Payments are to be made full upon completion

**Respectfully submitted**

**Sisemore Paving Co**

**Per Gary Sisemore**

**ACCEPTANCE OF PROPOSAL**

The above prices, specifications and conditions are satisfactory and are hereby accepted. You are authorized to do the work as specified.

**Date** \_\_\_\_\_

**Signature** \_\_\_\_\_



## Plymouth Engineering, PLLC

5714 Walden Street · Lowell, AR 72745  
(479) 595-5934 · www.plymoutheng.com

June 9, 2021

Melissa McCarville  
City of Farmington  
354 W. Main Street – P.O. Box 150  
Farmington, AR 72730

Re: Richmond Road Surfacing  
Recommendation to Reject All Bids

Dear Mrs. McCarville:

This afternoon one bid was received from general contractors for your project. The low bid for the project, in the amount of \$70,542.30, was offered by APAC - Central, Inc. of Fayetteville, Arkansas.

The project budget which Mr. Shelley and I have discussed from the beginning of our efforts was between \$25,000 and \$35,000. Our construction cost estimate shows costs in the range of \$25,000 to \$30,000. The only bid received far exceeds both the project budget and the cost estimate. Some of the City's most reliable bidders did not bid on this project citing busy construction schedules and frequent wet weather over the last several months.

Accordingly, Plymouth Engineering recommends that the City of Farmington reject all bids and consider whether to re-bid the project at a more favorable time, in an effort to obtain bids closer to the budget.

Please let me know how we can further assist you. We appreciate the opportunity to work with you on this project.

Sincerely,

David A. Gilbert, P.E.

c: File



## Plymouth Engineering, PLLC

5714 Walden Street · Lowell, AR 72745  
(479) 595-5934 · [www.plymoutheng.com](http://www.plymoutheng.com)

June 15, 2021

Doug Luetjen  
APAC-Central, Inc.  
755 E. Millsap Road  
Fayetteville, AR 72703

Re: Richmond Road Surfacing – Farmington, Arkansas

Dear Mr. Luetjen:

Thank you for placing a bid for construction of this project. The City of Farmington has chosen to reject all bids. We are returning your bid bond at this time, along with a copy of the bid tabulation.

We truly appreciate your bid for this project, wish you the best of success in all your efforts, and look forward to working with you in the future. Please feel free to call me if you have any questions.

Thank you for your interest in the project.

Sincerely,

A handwritten signature in blue ink, appearing to read "David A. Gilbert".

David A. Gilbert, P.E.

c: Melissa McCarville – City of Farmington  
File

Bid tabulation		6/9/2021			
Item #	Item	Quantity	Unit	APAC - Central Unit Cost	Extension
1	Furnish and install roadway widening materials p	1,233	SY	\$43.10	\$53,142.30
2	Furnish and install topsoil for grading/constructio	54	CY	\$50.00	\$2,700.00
3	Additional Undercut - Remove existing unsuitable	2	TON	\$425.00	\$850.00
4	Erosion control, including seeding	1	LS	\$13,850.00	\$13,850.00
<b>Total Bid Amount</b>					<b>\$70,542.30</b>

ONE bid was received.



# Agenda Item 14



**Fire Department**  
City of Farmington, AR  
372 W. Main St.  
Farmington, AR 72730  
479-267-3338



Memo

To: Farmington City Council  
Kelly Penn City Clerk

From: Chief Hellard

Re: Ordinance

Date: Sept. 7 2021

Recommendation:  
City Staff recommends approval

Background:

This ordinance will replace the existing ordinance to reflect the changes that have been made to the Fire Department with the addition of full time personnel. This ordinance will also increase volunteer pay for training meetings from 15 to 20 dollars and fire calls from 18 to 25 dollars. This pay has not increased since 2008.

Budget Impact:

\$5000

**Ordinance No. 2021-16**

**AN ORDINANCE TO UPDATE, REVISE AND ADOPT PROVISIONS FOR THE FARMINGTON FIRE DEPARTMENT AND REPEALING ALL OTHER ORDINANCES OR PARTS OF ORDINANCES IN CONFLICT HEREWITH**

WHEREAS, Ordinance No. 88 originally established the Farmington Volunteer Fire Department for the City of Farmington; and

WHEREAS, the all-volunteer fire department has transformed into a combination department of paid firefighters and volunteer firefighters; and

WHEREAS, this ordinance is necessary to update, revise and adopt the provisions for the Farmington Fire Department.

NOW THEREFORE, BE IT ORDAINED BY THE CITY COUNCIL OF THE CITY OF FARMINGTON, ARKANSAS:

SECTION 1: Creation. There is hereby created a fire department for the City of Farmington to be officially known as the "Farmington Fire Department."

SECTION 2: Members. The Farmington Fire Department is a combination department which shall consist of the fire chief and a number of paid firefighters as approved by the city council. Paid personnel will consist of officers and firefighters as approved by the city council. The department will also consist of a number of volunteer firefighters as approved by the city council. The volunteer officers are as follows:

- One (1) Assistant Chief
- One (1) Battalion Chief
- Four (4) Captains
- One (1) Treasurer

Annual compensation for the volunteer officers shall be determined by the Farmington City Council and remitted in two equal payments semi-annually.

SECTION 3: Duties of Fire Chief. The fire chief shall be appointed by the city council. The fire chief's duties shall:

- (1) Be administrative head of the department and promulgate such rules, regulations and procedures as may be necessary to ensure a modern and efficient fire department.
- (2) Name and select, with the approval of the city council, the fire fighters of the department and be commander of the entire fire force, under the superintendence of the mayor and city council.
- (3) Be the custodian of, and responsible for, all property of the fire department.



(4) Be the chief fire code official responsible for updating the relevant fire codes as editions or revisions are made and published.

(5) Perform such other duties as are assigned to him by the mayor and city council.

SECTION 4: Volunteer Meetings. There shall be held not less than two meetings each month. The purpose of these meetings shall be for the instruction and training of all fire fighters and the work necessary for the maintenance and operation of the department. The meeting times and place shall be as specified by the fire chief.

SECTION 5: Compensation. All volunteer fire fighters of the Farmington Fire Department who have been selected and approved as herein provided, shall receive a sum of money for attendance and service at every fire and first responder call they attend. Each fire fighter shall also receive compensation for each regular meeting attended. The amount of compensation for the fire and first responder calls and meetings shall be determined by the city council. The compensation level shall be \$25.00 for each fire, \$10.00 for each first responder call, and \$20.00 for each regular meeting, said compensation to be paid bi-annually.

SECTION 6: Records. The fire chief shall submit a full statement of the number of incidents and training hours each month to the city council at its regular scheduled meetings.

SECTION 7: Mutual/ Automatic Aid to Render Fire Service. The mayor, clerk-treasurer, and fire chief may enter into mutual and automatic aid agreements with other municipalities, firms, corporations or individuals for the rendering of fire service.

It is recognized that the Farmington Fire Department is responsible for those persons living in, and the property owned or occupied by those persons, in a certain geographical land area surrounding the recognized city limit boundaries of Farmington, Arkansas.

In the best interest of serving this need, the Farmington Fire Department shall be a part of an agreement with the Prairie Grove Rural Fire Association. The result of this agreement shall form the Prairie Grove/Farmington Rural Fire Association (hereinafter referred to as the "Association").

The Association shall have its own organizational system of officers and shall be funded by payment of dues by members. Members of the Association are defined as those persons who pay dues to protect property located within the boundaries of the combined Farmington and Prairie Grove Fire Districts. It is understood that the Farmington Fire Department shall support the Association and that the Association shall support the Farmington Fire Department to form a beneficial partnership. The nature of this reciprocal support shall be the use of all available manpower and equipment to respond to emergencies involving life and property occurring within the boundaries of the Association, Farmington city limits, or Prairie Grove city limits.

Section 8: LOPFI. The administration of retirement coverage for all Farmington Fire Pension and Relief Fund participants shall be transferred to LOPFI under authority of Act 364 of 1981, as amended, provided that such retirement coverage for said Pension Fund participants shall

mean the administration of that fund only and not a change in the Pension Fund's benefit program, unless a benefit increase is approved by the City of Farmington, Arkansas. The mayor is hereby authorized to enter into agreements with LOPFI to administer the Farmington Fire Pension and Relief Fund.

Section 9: Repealing Clause. All other ordinances or parts of ordinances in conflict herewith are hereby repealed.

Section 10: Emergency Clause. That the City Council of the City of Farmington, Arkansas further determines that passage of this ordinance is necessary for the purpose of updating, revising and adopting provisions for the Farmington Fire Department that are consistent with its current operations; therefore, an emergency is hereby declared to exist and this ordinance shall be in full force and effect from and after its passage and approval.

PASSED AND APPROVED this 13th day of September 2021.

APPROVED:

By:

\_\_\_\_\_  
Ernie Penn, Mayor

ATTEST:

By:

\_\_\_\_\_  
Kelly Penn, City Clerk

# Agenda Item 15



354 W. Main Street  
P.O. Box 150  
Farmington, AR 72730  
479-267-3865  
479-267-3805 (fax)

## **Memo**

To: Farmington City Council  
Mayor Ernie L Penn  
Kelly Penn, City Clerk

From: Floyd Shelley, Public Works Manager

Re: Awarding Bid for Rainsong Street Drainage Improvements to NEC in the amount of \$54,964.

Date: September 13, 2021

### **Recommendation**

City staff recommends approval of this request

### **Background**

Rainsong Street has experienced a drainage failure that affects current drainage pipes in ground and under the current street. The Sidewalks and street are at risk for failure if not repaired immediately.

We hired David Gilbert with Plymouth Engineering to review this project and prepare the specs and bid documents for the repairs. The estimated cost from the engineer was \$55,427.70

### **Discussion**

Bid opening was held at 2 pm on Wednesday September 8<sup>th</sup> at Farmington City Hall . We had 2 bidders:

- |                          |             |
|--------------------------|-------------|
| 1. Sweetser Construction | \$64,628.00 |
| 2. NEC                   | \$54,964.00 |

David Gilbert recommends that the City of Farmington accept the low bid of \$54,964 from NEC.

### **Budget Impact**

\$54,964.



# Informational Items



354 W. Main Street  
P.O. Box 150  
Farmington, AR 72730  
479-267-3865  
479-267-3805 (fax)


City Business Manager Report  
September 2021  
City Council Meeting

- Shasta will all celebrate four years with the City this month. Thank her for her service!
- We are adjusting our meeting attendance policy again due to the increase in COVID cases. We will allow Council members to attend in person if they choose. We will also allow a representative to present agenda items if needed. City staff will also be allowed to attend. We will limit the number of folks in the council room at a time. For anyone that does not want to attend in person we will have the meeting available through Zoom.
- We are waiting on ArDot for permission to bid the Hwy 170 project. We are hoping to get approval soon.
- The Planning Commission has completed their review of the future land use plan. A public hearing will be held on September 27, 2021 to review the FLUP. The next step will be to send it to the City Council for review and approval. Hard copies of the map and the land use definitions will be provided at the Council meeting.
- As in year's past, Boston Mountain Solid Waste, would like to invite city council member, quorum court, or a staff member to attend the annual Arkansas Recycling Coalition conference the District will be happy to sponsor one registration for each municipality. To take advantage of this, register for the conference <https://recycleark.org/2021-annual-conference-trade-show/> in the payment section put "Charge to Boston Mountain". Please email Robyn Reed at reed@bmswd.com as well, so that she will know who is attending and to anticipate the fee. This event is September 13-15.
- The carts will probably be delivered in October. If your constituents have questions, please don't hesitate to have them call us: 479-267-3865. Also, Waste Management is changing the way we deal with yard waste. A flyer is attached which describes those changes. We are happy to answer questions about that as well.
- We are participating in weekly calls regarding Rescue Plan Funds. As we know more we will brief the City Council.
- We have had our final audit interview; you should be receiving something in the mail soon.
- We are trying out new hours: M-Th 8am-4:30pm and Friday 7:30am-4:00pm.


*"Nobody who ever gave his best regretted it."  
-George S. Halas*

# WASHINGTON COUNTY DISTRICT COURT FARMINGTON DEPARTMENT MONTHLY DISTRIBUTION WORKSHEET AUGUST 2021

<b>ADMIN OF JUSTICE FUND</b>	Check 1	Dept. of Finance and Administration	Total for Check 1	\$ 839.90	Chk# 2176
	Check 2	General Fund	Total for Check 2	\$ 1,814.85	Chk# 2177
	Check 3	Washington County Treasurer (Act 1256)	Total for Check 3	\$ 1,532.75	Chk# 2178
<b>Total Checks Admin of Justice</b>					<b>\$4,187.50</b>
<b>COURT COST &amp; FINE</b>	Check 4	<b>Administration of Justice Fund</b>			
		CCCR- Court Cost-Criminal		\$ 932.50	
		CCDWI-Court Cost DWI		\$ 290.00	
		CCTR- Court Cost-Traffic		\$ 910.00	
		CCTRO- Court Cost-Traffic Ordinance		\$ 2,030.00	
		CCFTPI - Court Cost Insurance		\$ 25.00	
		<b>Total for Check 4</b>	<b>Chk# 3722</b>		<b>\$4,187.50</b>
	Check 5	<b>General Fund</b>			
		FINE- Fines Collected		\$ 5,889.95	
		WF - Warrant Fee		\$ 170.00	
		FTPRL-FTPR+60 Days Fines-Local		\$ 375.00	
	NLIFL-No Liability Ins. Fines-Local		\$ 225.00		
	<b>Total for Check 5</b>	<b>Chk# 3723</b>		<b>\$6,659.95</b>	
Check 6	<b>Court Automation Fund</b>				
	CFEE-Local Court Automation		\$ 675.00		
	<b>Total for Check 6</b>	<b>Chk# 3724</b>		<b>\$675.00</b>	
Check 7	<b>Department of Finance &amp; Administration</b>				
	CFEES - State Court Automation Fee		\$ 675.00		
	DCSAF - Drug Crime Special Assess Fee		\$ 65.00		
	NIFS - New Installment Fee - State		\$ 1,275.00		
	<b>Total for Check 7</b>	<b>Chk# 3725</b>		<b>\$2,015.00</b>	
Check 8	<b>Arkansas State Treasury</b>				
	MVLF- Motor Vehicle Liability Fine		\$ 15.00		
	<b>Total for Check 8</b>	<b>Chk# 3726</b>		<b>\$15.00</b>	
Check 9	<b>Washington County Treasurer</b>				
	CJF - County Jail Fee		\$ 1,100.00		
	<b>Total for Check 9</b>	<b>Chk# 3727</b>		<b>\$1,100.00</b>	
Check 10	<b>RF - Restitution Fee</b>				
	Amanda Leigh Hoskins /Kimberly Meyer CR-19-873		\$ 25.00		
	<b>Total for Check 10</b>	<b>Chk# 3728</b>		<b>\$25.00</b>	
Check 11	<b>RF - Restitution Fee</b>				
	City of Farmington / John Nicholas Wiley CR-17-529		\$ 15.00		
	<b>Total for Check 11</b>	<b>Chk# 3729</b>		<b>\$15.00</b>	
				<b>Monthly Total</b>	<b>\$14,692.45</b>
				<b>Year to Date</b>	<b>\$182,825.32</b>



 9-1-2021
 



 9/01/2021

Ernie Penn, Mayor

Date

Kim Bentley, Chief Court Clerk

Date

Graham Nations, District Judge

Date



# Fire Department



Sept. 2021 Monthly Report for the Mayor and City Council

**Information:**

- 2545 people were reached through social media safety campaign
- Farmington Fire Department delivered presentations to the Farmington Small Business Coalition and the State Emergency Management Conference
- FFD completed the annual auto extrication class. Thank you to Broyles Towing for providing the vehicles.

## Farmington Fire Department

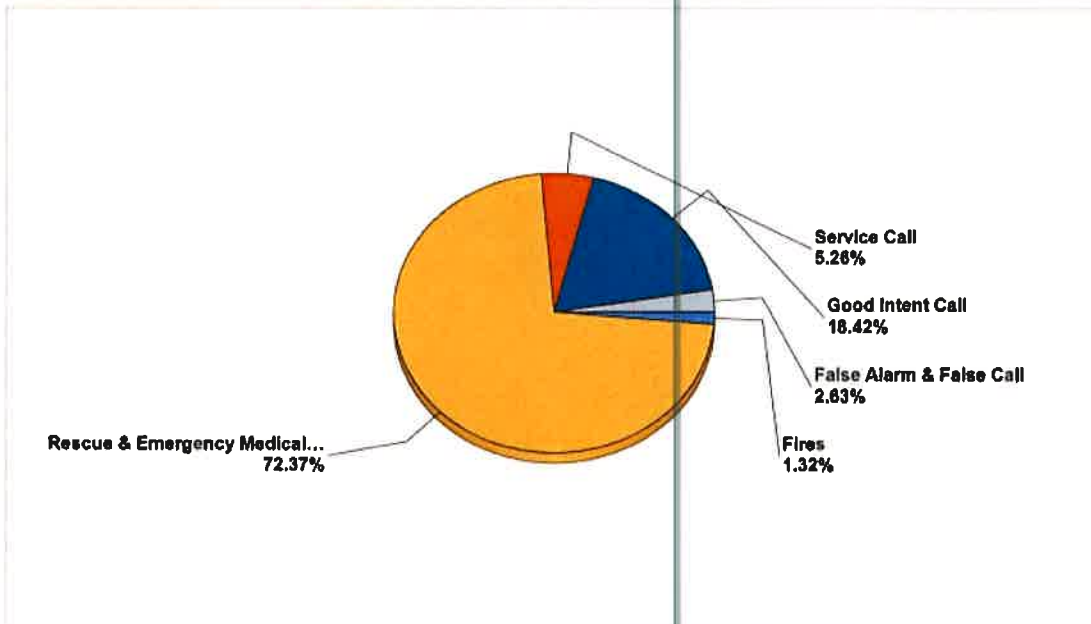
Farmington, AR

This report was generated on 9/2/2021 3:03:29 PM



**Breakdown by Major Incident Types for Date Range**

Zone(s): All Zones | Start Date: 08/01/2021 | End Date: 08/31/2021



MAJOR INCIDENT TYPE	# INCIDENTS	% of TOTAL
Fires	1	1.32%
Rescue & Emergency Medical Service	55	72.37%
Service Call	4	5.26%
Good Intent Call	14	18.42%
False Alarm & False Call	2	2.63%
<b>TOTAL</b>	<b>76</b>	<b>100%</b>

# Fire Department



## Farmington Fire Department

Farmington, AR

This report was generated on 9/2/2021 3:05:04 PM



### Code Hours Summary per Training Code For Date Range

Training Code(s): All Training Codes | Start Date: 08/01/2021 | End Date: 08/31/2021

Total Training Hours By Code		
Total Hours for Training Code: Aerial Equipment		3:00
Total Hours for Training Code: Care of Apparatus and Equipment		64:00
Total Hours for Training Code: Crew Resource Management		1:30
Total Hours for Training Code: Emergency Reporting		2:00
Total Hours for Training Code: Emergency Response Guide Book		3:00
Total Hours for Training Code: EMS CEU'S		20:00
Total Hours for Training Code: Evaluation and Discipline		3:30
Total Hours for Training Code: Extrication Refresher Training		24:00
Total Hours for Training Code: Fire Department Safety Officer: Health and Safety Officer		2:00
Total Hours for Training Code: Fire Ground Health and Safety		46:45
Total Hours for Training Code: Fire Inspections		25:00
Total Hours for Training Code: Fire Pumps		2:00
Total Hours for Training Code: Firefighting Tactics		4:00
Total Hours for Training Code: Forcible Entry		22:00
Total Hours for Training Code: Hazmat Refresher		6:00
Total Hours for Training Code: Hose Practices		11:00
Total Hours for Training Code: Ladder Practices		4:00
Total Hours for Training Code: Leading the Fire Company		0:45
Total Hours for Training Code: Map and Territory Study		15:00
Total Hours for Training Code: Monitoring Equipment		1:00
Total Hours for Training Code: New Hardware/Software Orientation		4:30
Total Hours for Training Code: Pre-Fire Planning		11:00
Total Hours for Training Code: Public Information Officer		0:30
Total Hours for Training Code: Public Relations		4:45
Total Hours for Training Code: Rapid Intervention Crew Certification Course		13:00
Total Hours for Training Code: Rules and Regulations		6:00
Total Hours for Training Code: Safety and Risk Management		2:00
Total Hours for Training Code: SCBA		35:00
Total Hours for Training Code: Sprinklers and Standpipes		3:00
Total Hours for Training Code: Target Hazards		2:00
Total Hours for Training Code: Water Supply		2:00
Total Hours for Training Code: Working in the Community		2:00
<b>Totals for all selected Training Codes 8/1/2021 - 8/31/2021</b>	<b>24 personnel</b>	<b>346:15</b>

# Farmington Police Dept.

Offenses for Month 8/2020 and 8/2021

9/1/2021 6:21:59 AM

	<u>2020</u>	<u>2021</u>
<b>AGGRAVATED ASSAULT</b>		
5-19-309	1	1
<b>ALTERING OR CHANGING ENGINE OR OTHER NUMBERS</b>		
42-14-321	0	1
<b>ASSAULT ON FAMILY OR HOUSEHOLD MEMBER - 3RD DEGREE / APPREHENSION OF IMMINE</b>		
5-26-309	1	0
<b>BATTERY - 2ND DEGREE / PURPOSE OF CAUSING INJURY, CAUSES SERIOUS INJURY</b>		
6-19-302A(1)	0	1
<b>BATTERY - 3RD DEGREE / PURPOSE OF CAUSING INJURY, CAUSES INJURY</b>		
7-12-302A(1)	0	1
<b>BREAKING OR ENTERING / BUILDING OR STRUCTURE</b>		
5-39-282A(1)	2	0
<b>BURGLARY, COMMERCIAL</b>		
6-29-301A(1)	1	0
<b>BURGLARY, RESIDENTIAL</b>		
4-18-301A(1)	1	3
<b>CARELESS DRIVING</b>		
7-21-104	0	1
<b>CONTEMPT</b>		
16-10-106	0	17
<b>CRIMINAL MISCHIEF - 1ST DEGREE PROPERTY OF ANOTHER VALUE \$500 OR LESS</b>		
5-29-303A(1)	3	0
<b>CRIMINAL MISCHIEF - 1ST DEGREE / PROPERTY OF ANOTHER W/VALUE OF \$1,000 OR LESS</b>		
5-30-303A(1)	0	1
<b>CRIMINAL MISCHIEF - 2ND DEGREE / PURPOSELY TAMPERS</b>		
6-28-304A(1)(2)	0	1
<b>CRIMINAL MISCHIEF - 2ND DEGREE / RECKLESSLY DESTROYS</b>		
6-28-304A(1)(1)	1	2
<b>Curfew</b>		
5-3	1	0
<b>DOMESTIC BATTERING - 3RD DEGREE / PURPOSE OF CAUSING INJURY, CAUSES INJURY</b>		
6-26-308A(1)	3	1
<b>DRIVING ON SUSPENDED LICENSE</b>		
27-16-083	1	4
<b>DWI (UNLAWFUL ACT)</b>		
14-29-102A	0	1
<b>DWI (UNLAWFUL ACT)</b>		
14-29-102A	0	2
<b>DWI - OPERATION OF VEHICLE DURING DWI LICENSE SUSPENSION OR REVOCATION</b>		

	<u>2020</u>	<u>2021</u>
1-24-3ms	1	0
<b>ENDANGERING THE WELFARE OF MINOR - 3RD DEGREE</b>		
1-37-237(1)	1	1
<b>Excess Speed</b>		
12-41-121	0	2
<b>Expired Tags</b>		
17-16-304	1	0
<b>FAILURE TO APPEAR</b>		
1-27-910	9	19
<b>FAILURE TO PAY FINES &amp; COSTS</b>		
1-4-203	12	0
<b>Failure to Pay Registration/No Vehicle License</b>		
17-14-201	0	1
<b>Fictitious Tags</b>		
27-14-306	1	1
<b>FLEEING</b>		
1-24-175	1	1
<b>Flight from Officer/foot</b>		
1-24-129(2)	0	1
<b>FORGERY</b>		
1-27-303	1	0
<b>FRAUDULENT USE OF A CREDIT CARD / CARD OR ACCOUNT NUMBER IS STOLEN</b>		
1-27-107A(3)	0	1
<b>INATTENTIVE DRIVING</b>		
1-20	0	1
<b>Interference with Emergency Communications/2nd degree/interrupts</b>		
1-20-115	0	1
<b>INTERNET STALKING OF A CHILD</b>		
1-27-311	0	1
<b>Leaving Scene of Accident/Property Damage</b>		
17-27-107	0	3
<b>LOITERING</b>		
1-11-113	0	3
<b>LOST AND FOUND</b>		
1-27	1	0
<b>No Proof Insurance</b>		
17-25-101	0	2
<b>No Proof of Ownership</b>		
17-14-101C	0	1
<b>OBSTRUCTING GOVERNMENTAL OPERATIONS / REFUSES TO PROVIDE INFORMATION FOR A</b>		
1-25-182(2)	0	2
<b>OPEN ALCHOLIC CONTAINER</b>		
1-11-114	0	1
<b>PANDERING OR POSSESSION CHILD PORNOGRAPHY</b>		
1-27-304	0	1
<b>POSSESSING INSTRUMENTS OF CRIME</b>		

	<u>2020</u>	<u>2021</u>
5-75-110	2	0
<b>POSSESSION OF A CONTROLLED SUBSTANCE - MARIJUANA</b>		
5-64-401	1	2
<b>Possession of Drug Paraphernalia</b>		
5-64-402(a)(1)(A)(i)	0	2
<b>POSSESSION OF DRUG PARAPHERNALIA</b>		
5-64-401	2	1
<b>POSSESSION OF DRUG PARAPHERNALIA - MISDEMEANOR</b>		
5-64-402(a)(1)	1	0
<b>POSSESSION OF METH OR COCAINE LT 2GM</b>		
5-64-402(a)(1)(A)(i)	2	0
<b>POSSESSION OF METH OR COCAINE PURPOSE TO DELIVER LT 2GM</b>		
5-64-402(b)(1)	1	0
<b>POSSESSION OF SCH IV OR V WITH PURPOSE TO DELIVER</b>		
5-64-402	1	0
<b>POSSESSION OF SCH VI LT 4OZ</b>		
5-64-402(b)(1)	2	0
<b>POSSESSION OF SCH VI WITH PURPOSE TO DELIVERY</b>		
5-64-402	1	1
<b>PUBLIC INTOXICATION / DRINKING IN PUBLIC</b>		
5-71-212	3	1
<b>RECKLESS DRIVING</b>		
27-30-308	0	1
<b>RESISTING ARREST - REFUSAL TO SUBMIT TO ARREST / ACTIVE OR PASSIVE REFUSAL</b>		
5-64-1000(1)	0	1
<b>SEXUAL ASSAULT - 2ND DEGREE</b>		
5-14-231	0	2
<b>SEXUAL INDECENCY WITH A CHILD</b>		
5-14-210	0	1
<b>TERRORISTIC THREATENING</b>		
5-12-104	1	0
<b>TERRORISTIC THREATENING/2nd Degree</b>		
5-12-104(A)	2	0
<b>THEFT \$1,000 OR LESS - ALL OTHERS</b>		
5-9C-103(a)(1)(a)(i)	1	0
<b>THEFT \$1,000 OR LESS - FROM BUILDING</b>		
5-9A-103(a)(1)(a)(i)	0	1
<b>THEFT \$1,000 OR MORE AND LESS THAN \$5,000 (BREAKING OR ENTERING / BUILDING OR STRUCTURE)</b>		
5-9C-103(a)(2)(A)	1	0
<b>THEFT BY RECEIVING</b>		
5-9A-106	2	4
<b>THEFT OF PROPERTY / ALL OTHER</b>		
5-9C-103(a)(1)	3	2
<b>THEFT OF VEHICLE VALUED AT \$25,000 OR MORE</b>		
5-9C-103(b)(1)(A)	1	0

	<u>2020</u>	<u>2021</u>
<b>THEFT OF VEHICLE VALUED AT LESS THAN \$25,000 BUT GREATER THAN \$5,000</b>		
5-24-101	1	0
<b>UNAUTHORIZED USE OF A VEHICLE</b>		
5-24-101	0	1
<b>UNEMPLOYMENT FRAUD</b>		
FRAUD	30	0
<b>Totals:</b>	<b>101</b>	<b>100</b>

<b>AUGUST</b>	<b>Citation</b>	<b>Warning</b>	<b>Warrant</b>	<b>Total</b>
Bertorello - James	0	0	1	1
Bocchino - Justin	2	0	1	3
Cooper - Jason	23	0	5	28
Crutchfield - Dylan	3	0	0	3
Howerton - Joshua	3	0	0	3
Long - Dustin	0	0	3	3
Mahone - Taron	3	0	0	3
Stine - Jacob	13	1	1	15
Talley - Taylor	2	4	0	6
<b><u>Totals</u></b>	<b><u>49</u></b>	<b><u>5</u></b>	<b><u>11</u></b>	<b><u>65</u></b>

# Permit Report

08/01/2021 - 08/31/2021

Permit #	Permit Date	Site Address	Permit Type	Type of Work	Description of Work	Contractor	Material & Labor	Total Fees
5176	8/31/2021	217 Idaho	Electric	New	Electric for new house	Shock Squad	5,400	\$40.00
5175	8/31/2021	247 New York	Electric	New	Electric for new house	Shock Squad	5,200	\$40.00
5174	8/31/2021	270 Idaho	Electric	New	Electric for new house	Shock Squad	5,000	\$35.00
5173	8/31/2021	550 Utah	Electric	New	Electric for new house	Shock Squad	5,600	\$40.00
5172	8/31/2021	264 New York	Electric	New	Electric for new house	Shock Squad	5,000	\$35.00
<del>5171</del>	<del>8/31/2021</del>	<del>560 Utah</del>	<del>Electric</del>	<del>New</del>	<del>Electric for new house</del>	<del>Shock Squad</del>	<del>6,000</del>	<del>\$40.00</del>
5170	8/31/2021	542 Utah	Electric	New	Electric for new house	Shock Squad	5,300	\$40.00
5169	8/31/2021	269 Pennsylvania	Electric	New	Electric for new house	Shock Squad	5,200	\$40.00
5168	8/31/2021	352 Tyler	Building	New	New House	Riverwood Homes	293,000	\$1,039.00
5167	8/31/2021	106 Wilson	Mechanical	New	HVAC change out	Brinker	6,085	\$45.00
5166	8/31/2021						0	
5165	8/31/2021	245 Pennsylvania	Electric	New	Electric for new house	Shock Squad	5,000	\$35.00
5164	8/31/2021	253 New York	Electric	New	Electric for new house	Shock Squad	5,300	\$40.00
5163	8/31/2021	229 New York	Electric	New	Electric for new house	Shock Squad	5,300	\$40.00
5162	8/31/2021	284 New York	Electric	New	Electric for new house	Shock Squad	5,300	\$40.00
5161	8/31/2021	529 Grace	Electric	New	Electric for new house	Shock Squad	5,200	\$40.00



5160	8/31/2021	535 Grace Lane	Electric	New	Electric for new house	Shock Squad	5,500	\$40.00
5159	8/31/2021	543 Grace	Electric	New	Electric for new house	Shock Squad	5,200	\$40.00
5158	8/30/2021	241 Amber Dawn	Building	New	New House	Riverwood Homes	226,000	\$838.00
5157	8/30/2021	364 Tyler	Building	New	New House	Riverwood Homes	261,000	\$943.00
5156	8/30/2021	390 Tyler	Mechanical	New	HVAC for new house	Air Control	3,500	\$30.00
5155	8/30/2021	426 Tyler	Mechanical	New	HVAC for new house	Air Control	3,500	\$30.00
5154	8/30/2021	450 Tyler	Mechanical	New	HVAC for new house	Air Control	3,500	\$30.00
5153	8/30/2021	456 Tyler	Mechanical	New	HVAC for new house	Air Control	3,500	\$30.00
<del>5152</del>	<del>8/30/2021</del>	<del>329 Tyler</del>	<del>Mechanical</del>	<del>New</del>	<del>HVAC for new house</del>	<del>Air Control</del>	<del>3,500</del>	<del>\$30.00</del>
5151	8/30/2021	335 Tyler	Mechanical	New	HVAC for new house	Air Control	3,500	\$30.00
5150	8/30/2021	341 Tyler	Mechanical	New	HVAC for new house	Air Control	3,500	\$30.00
5149	8/30/2021	353 Tyler	Mechanical	New	HVAC for new house	Air Control	3,500	\$30.00
5148	8/30/2021	240 Amber	Mechanical	New	HVAC for new house	Air Control	3,500	\$30.00
5147	8/30/2021	246 Amber	Mechanical	New	HVAC for new house	Air Control	3,500	\$30.00
5146	8/30/2021	259 Amber	Mechanical	New	HVAC for new house	Air Control	3,500	\$30.00
5145	8/30/2021	205 Amber Dawn	Mechanical	New	HVAC for new house	Air Control	3,500	\$30.00
5144	8/30/2021	238 Nightfall	Mechanical	New	HVAC for new house	Air Control	3,500	\$30.00
5143	8/30/2021	244 Nightfall	Mechanical	New	HVAC for new house	Air Control	3,500	\$30.00

5142	8/30/2021	239 Nightfall	Mechanical	New	HVAC for new house	Air Control	3,500	\$30.00
5141	8/30/2021	233 Nightfall	Mechanical	New	HVAC for new house	Air Control	3,500	\$30.00
5140	8/30/2021	227 Nightfall	Mechanical	New	HVAC for new house	Air Control	3,500	\$30.00
5139	8/30/2021	221 Nightfall	Mechanical	New	HVAC for new house	Air Control	3,500	\$30.00
5138	8/30/2021	215 Nightfall	Mechanical	New	HVAC for new house	Air Control	3,500	\$30.00
5137	8/30/2021	313 Tacoma	Mechanical	New	HVAC for new house	Comfort Heat and Air	6,400	\$45.00
5136	8/30/2021	308 Tacoma	Mechanical	New	HVAC for new house	Comfort Heat and Air	6,400	\$45.00
5135	8/30/2021	326 Tacoma	Mechanical	New	HVAC for new house	Comfort Heat and Air	6,400	\$45.00
5134	8/30/2021	349 Tacoma	Mechanical	New	HVAC for new house	Comfort Heat and Air	6,400	\$45.00
5133	8/30/2021	303 Otoe	Mechanical	New	HVAC for new house	Comfort Heat and Air	6,400	\$45.00
5132	8/30/2021	304 Otoe	Mechanical	New	HVAC for new house	Comfort Heat and Air	6,400	\$45.00
5131	8/30/2021	320 Tacoma	Mechanical	New	HVAC for new house	Comfort Heat and Air	6,400	\$45.00
5130	8/30/2021	302 Tacoma	Mechanical	New	HVAC for new house	Comfort Heat and Air	6,400	\$45.00
5129	8/30/2021	301 Tacoma	Mechanical	New	HVAC for new house	Comfort Heat and Air	6,400	\$45.00
5128	8/30/2021	49 Chickasaw	Mechanical	New	HVAC for new house	Comfort Heat and Air	6,400	\$45.00
5127	8/30/2021	314 Tacoma	Mechanical	New	New House	Comfort Heat and Air	6,400	\$45.00
5126	8/30/2021	307 Tacoma	Mechanical	New	HVAC for new house	Comfort Heat and Air	6,400	\$45.00
5125	8/30/2021	3411 Eliza	Building	New	New House	Home owner	356,000	\$1,228.00
5124	8/30/2021	427 Tyler Rd	Mechanical	New	HVAC for new house	Air Control	3,500	\$30.00

5123	8/30/2021	12325 Richardson	Electric	New	Electric for new house	Kimbel Mechanical	10,000	\$60.00
5122	8/30/2021	12325 Richardson	Mechanical	New	HVAC for new house	Kimbel Mechanical	10,000	\$60.00
5121	8/30/2021	12355 Richardson	Electric	New	Electric for new house	Kimbel Mechanical	10,000	\$60.00
5120	8/30/2021	12355 Richardson	Mechanical	New	HVAC for new house	Kimbel Mechanical	10,000	\$60.00
5119	8/30/2021	233 Briar Hill	Mechanical	Repair	HVAC change out	Morrow Heat and Air	7,900	\$50.00
5118	8/30/2021	199 Main	Plumbing/Gas	Remodel	Plumbing for remodel	Bonafile Plumbing	6,500	\$45.00
5117	8/27/2021	214 Pine Meadow	Plumbing/Gas	Remodel	Plumbing for remodel	SMS Plumbing	7,000	\$45.00
5116	8/27/2021	180 Wesley Stevens	Electric	New	Solar Panels	Sun Valley Renewables	40,000	\$210.00
5115	8/25/2021	314 Tacoma	Plumbing/Gas	New	Plumbing for new house	Brad's Plumbing	7,000	\$45.00
5114	8/25/2021	320 Tacoma	Plumbing/Gas	New	Plumbing for new house	Brad's Plumbing	7,000	\$45.00
5113	8/25/2021	438 Otoe	Plumbing/Gas	New	Plumbing for new house	Brad's Plumbing	7,000	\$45.00
5112	8/25/2021	432 Otoe	Plumbing/Gas	New	Plumbing for new house	Brad's Plumbing	7,000	\$50.00
5111	8/25/2021	370 Cackling Bend	Plumbing/Gas	New	Plumbing for new house	Brad's Plumbing	7,200	\$50.00
5110	8/25/2021	71 Dakota	Mechanical	Repair	HVAC change out	Air Control	4,000	\$30.00
5109	8/25/2021	318 Kinniburgh	Plumbing/Gas	New	Plumbing for new house	Kimbel Mechanical	14,235	\$85.00
5107	8/25/2021	12272 Clyde Carnes	Electric	New	Electric for new house	Hill Electric	7,500	\$50.00
5106	8/24/2021	98 Isabella	Plumbing/Gas	New	Plumbing for new house	Accelerate Plumbing	13,500	\$80.00
5105	8/24/2021	320 Tacoma	Electric	New	Electric for new house	CM Electric	7,776	\$50.00

5104	8/24/2021	55 Chickasaw	Electric	New	Electric for new house	CM Electric	1,798	\$50.00
5103	8/24/2021	49 Chickasaw	Electric	New	Electric for new house	CM Electric	7,544	\$50.00
5102	8/24/2021	349 Tacoma	Electric	New	Electric for new house	CM Electric	7,100	\$50.00
5101	8/24/2021	314 Tacoma	Electric	New	Electric for new house	CM Electric	7,604	\$50.00
5100	8/24/2021	308 Tacoma	Electric	New	Electric for new house	CM Electric	7,544	\$50.00
5099	8/20/2021	377 Mojave	Mechanical	New	HVAC for new house	Comfort Heat and Air	5,350	\$40.00
5098	8/20/2021	310 Kinniburgh	Plumbing/Gas	New	Plumbing for new house	Kimbel Mechanical	14,235	\$85.00
5094	8/19/2021	338 Tacoma	Electric	New	Electric for new house	CM Electric	5,891	\$40.00
5093	8/19/2021	344 Tacoma	Electric	New	Electric for new house	CM Electric	6,293	\$45.00
5092	8/19/2021	335 Tyler	Plumbing/Gas	New	Plumbing for new house	Jerry's Plumbing	7,565	\$50.00
5091	8/19/2021	347 Tyler	Plumbing/Gas	New	Plumbing for new house	Jerry's Plumbing	7,565	\$50.00
5090	8/19/2021	353 Tyler	Plumbing/Gas	New	Plumbing for new house	Jerry's Plumbing	7,565	\$50.00
5089	8/19/2021	420 Tyler	Plumbing/Gas	New	Plumbing for new house	Jerry's Plumbing	10,457	\$65.00
5088	8/19/2021	456 Tyler	Plumbing/Gas	New	Plumbing for new house	Jerry's Plumbing	8,050	\$55.00
5087	8/19/2021	215 Nightfall	Plumbing/Gas	New	Plumbing for new house	Jerry's Plumbing	7,565	\$50.00
5086	8/19/2021	227 Nightfall	Plumbing/Gas	New	Plumbing for new house	Jerry's Plumbing	7,565	\$50.00
5085	8/19/2021	233 Nightfall	Plumbing/Gas	New	Plumbing for new house	Jerry's Plumbing	7,565	\$50.00
5084	8/19/2021	245 Nightfall	Plumbing/Gas	New	Plumbing for new house	Jerry's Plumbing	7,980	\$50.00

5083	8/19/2021	317 Tyler	Plumbing/Gas	New	Plumbing for new house	Jerry's Plumbing	10,475	\$65.00
5082	8/19/2021	329 Tyler	Plumbing/Gas	New	Plumbing for new house	Jerry's Plumbing	7,565	\$50.00
5081	8/19/2021	244 Nightfall	Plumbing/Gas	New	Plumbing for new house	Jerry's Plumbing	7,565	\$50.00
5080	8/18/2021	396 Tyler	Electric	New	Electric for new house	Electro Craft	7,501	\$50.00
5079	8/18/2021	323 Tyler	Electric	New	Electric for new house	Electro Craft	6,383	\$45.00
5078	8/18/2021	229 Amber Dawn	Electric	New	Electric for new house	Electro Craft	6,026	\$45.00
5077	8/18/2021	216 Amber Dawn	Electric	New	Electric for new house	Electro Craft	6,383	\$45.00
5076	8/18/2021	210 Amber Dawn	Electric	New	Electric for new house	Electro Craft	5,938	\$40.00
5075	8/17/2021	270 Vineyard	Mechanical	Repair	HVAC change out	Paschal Heat and Air	17,000	\$95.00
5074	8/17/2021	11664 Club House	Pool	New	New pool	DuRell Pool Service	25,000	\$135.00
5072	8/17/2021	429 Hydrangea	Building	Repair	Fire damage repair	Northwest Restoration	80,000	\$380.00
5071	8/17/2021	241 Wedgeview	Mechanical	Repair	HVAC change out	Morrow Heat and Air	8,700	\$55.00
5070	8/17/2021	128 Southwinds Suite 13	Plumbing/Gas	Repair	Add RPZ	Master of Disaster Plumbing	1,200	\$20.00
5069	8/17/2021	128 Southwinds Suite 4	Plumbing/Gas	Repair	Add RPZ	Master of Disaster Plumbing	1,200	\$20.00
5068	8/17/2021	128 Southwinds Suite 3	Plumbing/Gas	Repair	Add RPZ	Master of Disaster Plumbing	1,200	\$20.00
5067	8/17/2021	128 Southwinds Suite 2	Plumbing/Gas	Repair	Add RPZ	Master of Disaster Plumbing	1,200	\$20.00

5066	8/17/2021	128 Southwinds Suite 1	Plumbing/Gas	Repair	Add RPZ	Master of Disaster Plumbing	1,200	\$20.00
5064	8/17/2021	10920 Blue Sky	Storage Building	New	New shop building	Hunt Construction	35,000	\$185.00
5062	8/17/2021	122 Northaven	Electric	Remodel	Electrical for remodel	Tucker Electric	2,300	\$25.00
5061	8/13/2021	377 Tyler	Building	New	New House	Riverwood Homes	237,000	\$871.00
5060	8/13/2021	444 Tyler	Building	New	New House	Riverwood Homes	265,000	\$955.00
5059	8/12/2021	12087 Jim Brooks	Mechanical	New	HVAC for new house	Adonai Air	22,000	\$120.00
5058	8/11/2021	424 Windgate	Building	New	New House	Cox Development, LLC	345,000	\$1,195.00
5057	8/11/2021	432 Windgate	Building	New	New House	Cox Development, LLC	400,000	\$1,360.00
5056	8/11/2021	440 Windgate	Building	New	New House	Cox Development, LLC	345,000	\$1,195.00
5055	8/11/2021	446 Windgate	Building	New	New House	Cox Development, LLC	375,000	\$1,285.00
5053	8/10/2021	454 Windgate	Building	New	New House	Cox Development, LLC	406,000	\$1,378.00
5052	8/10/2021	460 Windgate	Building	New	New House	Cox Development, LLC	375,000	\$1,285.00
5051	8/10/2021	277 E Main Building F	Building	New	Storage Building	Jeff Junkin Construction	802,000	\$2,605.00
5050	8/10/2021	277 E Main Building E	Building	New	Storage Building	Jeff Junkin Construction	1,119,000	\$3,397.50
5049	8/10/2021	277 E Main Building B	Building	New	Storage Building	Jeff Junkin Construction	667,000	\$2,267.50

5048	8/10/2021	277 E Main Building A	Building	New	Storage Building	Jeff Junkin Construction	1,011,437	\$1,105.72
5047	8/10/2021	303 Kimburgh	Building	New	New House	Mad Sky Construction LLC	254,000	\$922.00
5046	8/10/2021	223 Amber Dawn	Building	New	New House	Riverwood Homes	213,000	\$799.00
5045	8/10/2021	402 Tyler	Building	New	New House	Riverwood Homes	266,000	\$958.00
5044	8/6/2021	12273 Cayman	Electric	New	Electric for new house	A & L Electric	20,000	\$110.00
5043	8/6/2021	208 Nightfall	Building	New	New House	Riverwood Homes	216,000	\$808.00
5042	8/6/2021	450 Tyler	Building	New	New House	Riverwood Homes	264,000	\$952.00
5040	8/6/2021	379 Wyrnadotte	Plumbing/Gas	New	Plumbing for new house	American HVAC and plumbing	7,900	\$50.00
5039	8/6/2021	385 Wyrnadotte	Plumbing/Gas	New	Plumbing for new house	American HVAC and plumbing	7,900	\$50.00
5038	8/6/2021	397 Wyrnadotte	Plumbing/Gas	New	Plumbing for new house	American HVAC and plumbing	7,900	\$50.00
5037	8/6/2021	372 Wyrnadotte	Plumbing/Gas	New	Plumbing for new house	American HVAC and plumbing	7,900	\$50.00
5036	8/6/2021	368 Wyrnadotte	Plumbing/Gas	New	Plumbing for new house	American HVAC and plumbing	7,900	\$50.00
5035	8/6/2021	362 Wyrnadotte	Plumbing/Gas	New	Plumbing for new house	American HVAC and plumbing	7,900	\$50.00
5034	8/6/2021	356 Wyrnadotte	Plumbing/Gas	New	Plumbing for new house	American HVAC and plumbing	7,900	\$50.00

5033	8/6/2021	348	Wynadotte	Plumbing/Gas	New	Plumbing for new house	American HVAC and plumbing	7,900	\$50.00
5032	8/6/2021	338	Wynadotte	Plumbing/Gas	New	Plumbing for new house	American HVAC and plumbing	7,900	\$50.00
5031	8/6/2021	332	Wynadotte	Plumbing/Gas	New	Plumbing for new house	American HVAC and plumbing	7,900	\$50.00
5030	8/6/2021	326	Wynadotte	Plumbing/Gas	New	Plumbing for new house	American HVAC and plumbing	7,900	\$50.00
5029	8/6/2021	320	Wynadotte	Plumbing/Gas	New	Plumbing for new house	American HVAC and plumbing	7,900	\$50.00
5028	8/6/2021	314	Wynadotte	Plumbing/Gas	New	Plumbing for new house	American HVAC and plumbing	7,900	\$50.00
5027	8/6/2021	306	Wynadotte	Plumbing/Gas	New	Plumbing for new house	American HVAC and plumbing	7,900	\$50.00
5026	8/6/2021	353	Mojave	Mechanical	New	HVAC for new house	Comfort Heat and Air	5,350	\$40.00
5025	8/6/2021	359	Mojave	Mechanical	New	HVAC for new house	Comfort Heat and Air	5,350	\$40.00
5024	8/6/2021	365	Mojave	Mechanical	New	HVAC for new house	Comfort Heat and Air	5,350	\$40.00
5023	8/6/2021	371	Mojave	Mechanical	New	HVAC for new house	Comfort Heat and Air	5,350	\$40.00
5022	8/6/2021	383	Mojave	Mechanical	New	HVAC for new house	Comfort Heat and Air	5,350	\$40.00
5021	8/6/2021	389	Mojave	Mechanical	New	HVAC for new house	Comfort Heat and Air	5,350	\$40.00
5020	8/6/2021	328	Mojave	Mechanical	New	HVAC for new house	Comfort Heat and Air	5,350	\$40.00
5019	8/6/2021	322	Mojave	Mechanical	New	HVAC for new house	Comfort Heat and Air	5,350	\$40.00



5018	8/6/2021	316 Mojave	Mechanical	New	HVAC for new house	Comfort Heat and Air	5,350	\$40.00
5017	8/6/2021	308 Mojave	Mechanical	New	HVAC for new house	Comfort Heat and Air	5,350	\$40.00
5016	8/6/2021	341 Mojave	Mechanical	New	HVAC for new house	Comfort Heat and Air	5,350	\$40.00
5015	8/6/2021	347 Mojave	Mechanical	New	HVAC for new house	Comfort Heat and Air	5,350	\$40.00
5014	8/5/2021	453 Kay	Mechanical	Repair	HVAC change out	Eagle HVAC	10,200	\$65.00
5013	8/5/2021	426 Tyler	Building	New	New House	Riverwood Homes	261,000	\$943.00
5012	8/5/2021	308 Tacoma	Building	New	New House	Mr. B's	293,000	\$1,039.00
5011	8/5/2021	302 Tacoma	Building	New	New House	Mr. B's	281,000	\$1,003.00
5010	8/5/2021	319 Tacoma	Building	New	New House	Mr. B's	278,000	\$994.00
5009	8/5/2021	325 Tacoma	Building	New	New House	Mr. B's	281,000	\$1,003.00
5008	8/4/2021	93 Joliet	Electric	New	Electric for new house	R & Jess Electric, LLC	5,000	\$35.00
5007	8/4/2021	89 Joliet	Electric	New	Electric for new house	R & Jess Electric, LLC	5,000	\$35.00
5006	8/4/2021	79 Joliet	Electric	New	Electric for new house	R & Jess Electric, LLC	5,000	\$35.00
5005	8/4/2021	75 Joliet	Electric	New	Electric for new house	R & Jess Electric, LLC	5,000	\$35.00
5004	8/4/2021	63 Joliet	Electric	New	Electric for new house	R & Jess Electric, LLC	5,000	\$35.00
5003	8/4/2021	57 Joliet	Electric	New	Electric for new house	R & Jess Electric, LLC	5,000	\$35.00
5002	8/4/2021	53 Joliet	Electric	New	Electric for new house	R & Jess Electric, LLC	5,000	\$35.00
5001	8/4/2021	47 Joliet	Electric	New	Electric for new house	R & Jess Electric, LLC	5,000	\$35.00
5000	8/4/2021	41 Joliet	Electric	New	Electric for new house	R & Jess Electric, LLC	5,000	\$35.00
4999	8/4/2021	35 Joliet	Electric	New	Electric for new house	R & Jess Electric, LLC	5,000	\$35.00

4998	8/4/2021	29 Joliet	Electric	New	Electric for new house	R & Jess Electric, LLC	5,000	\$35.00
4997	8/4/2021	21 Joliet	Electric	New	Electric for new house	R & Jess Electric, LLC	5,000	\$35.00
4996	8/4/2021	26 Joliet	Electric	New	Electric for new house	R & Jess Electric, LLC	5,000	\$35.00
4995	8/4/2021	30 Joliet	Electric	New	Electric for new house	R & Jess Electric, LLC	5,000	\$35.00
4994	8/4/2021	36 Joliet	Electric	New	Electric for new house	R & Jess Electric, LLC	5,000	\$35.00
4993	8/4/2021	42 Joliet	Electric	New	Electric for new house	R & Jess Electric, LLC	5,000	\$35.00
4992	8/4/2021	48 Joliet	Electric	New	Electric for new house	R & Jess Electric, LLC	5,000	\$35.00
4991	8/4/2021	54 Joliet	Electric	New	Electric for new house	R & Jess Electric, LLC	5,000	\$35.00
4990	8/4/2021	58 Joliet	Electric	New	Electric for new house	R & Jess Electric, LLC	5,000	\$35.00
4989	8/4/2021	64 Joliet	Electric	New	Electric for new house	R & Jess Electric, LLC	5,000	\$35.00
4988	8/4/2021	76 Joliet	Electric	New	Electric for new house	R & Jess Electric, LLC	5,000	\$35.00
4987	8/4/2021	80 Joliet	Electric	New	Electric for new house	R & Jess Electric, LLC	5,000	\$35.00
4986	8/4/2021	84 Joliet	Electric	New	Electric for new house	R & Jess Electric, LLC	5,000	\$35.00
4985	8/4/2021	90 Joliet	Electric	New	Electric for new house	R & Jess Electric, LLC	5,000	\$35.00
4984	8/4/2021	94 Joliet	Electric	New	Electric for new house	R & Jess Electric, LLC	5,000	\$35.00
4983	8/4/2021	78 Loveland	Electric	New	Electric for new house	R & Jess Electric, LLC	5,000	\$35.00
4982	8/4/2021	74 Loveland	Electric	New	Electric for new house	R & Jess Electric, LLC	5,000	\$35.00
4981	8/4/2021	245 Nightfall	Building	New	New House	Riverwood Homes	237,000	\$871.00

4980	8/4/2021	205 Amber Dawn	Building	New	New House	Riverwood Homes	236,000	\$868.00
4979	8/4/2021	546 Goose	Plumbing/Gas	New	Plumbing for new house	Brad's Plumbing	7,200	\$50.00
4978	8/4/2021	349 Taverner	Plumbing/Gas	New	Plumbing for new house	Brad's Plumbing	7,200	\$50.00
4977	8/4/2021	526 Goose	Plumbing/Gas	New	Plumbing for new house	Brad's Plumbing	7,200	\$50.00
4976	8/4/2021	527 Goose	Plumbing/Gas	New	Plumbing for new house	Brad's Plumbing	7,200	\$50.00
4975	8/4/2021	531 Goose	Plumbing/Gas	New	Plumbing for new house	Brad's Plumbing	7,200	\$50.00
4974	8/4/2021	535 Goose	Plumbing/Gas	New	Plumbing for new house	Brad's Plumbing	7,200	\$50.00
4973	8/4/2021	543 Goose	Plumbing/Gas	New	Plumbing for new house	Brad's Plumbing	7,200	\$50.00
4972	8/4/2021	551 Goose	Plumbing/Gas	New	Plumbing for new house	Brad's Plumbing	7,200	\$50.00
4971	8/4/2021	555 Goose	Plumbing/Gas	New	Plumbing for new house	Brad's Plumbing	7,200	\$50.00
4970	8/4/2021	561 Goose	Plumbing/Gas	New	Plumbing for new house	Brad's Plumbing	7,200	\$50.00
4969	8/4/2021	565 Goose	Plumbing/Gas	New	Plumbing for new house	Brad's Plumbing	7,200	\$50.00
4968	8/4/2021	569 Goose	Plumbing/Gas	New	Plumbing for new house	Brad's Plumbing	7,200	\$50.00
4967	8/4/2021	363 Canada	Plumbing/Gas	New	Plumbing for new house	Brad's Plumbing	7,200	\$50.00
4966	8/4/2021	369 Canada	Plumbing/Gas	New	Plumbing for new house	Brad's Plumbing	7,200	\$50.00
4965	8/4/2021	375 Canada	Plumbing/Gas	New	Plumbing for new house	Brad's Plumbing	7,200	\$50.00
4964	8/4/2021	381 Canada	Plumbing/Gas	New	Plumbing for new house	Brad's Plumbing	7,200	\$50.00
4963	8/4/2021	387 Canada	Plumbing/Gas	New	Plumbing for new house	Brad's Plumbing	7,200	\$50.00

4962	8/4/2021	393 Canada	Plumbing/Gas	New	Plumbing for new house	Brad's Plumbing	7,200	\$50.00
4961	8/4/2021	378 Canada	Plumbing/Gas	New	Plumbing for new house	Brad's Plumbing	7,200	\$50.00
4960	8/4/2021	372 Canada	Plumbing/Gas	New	Plumbing for new house	Brad's Plumbing	7,200	\$50.00
4959	8/4/2021	365 Cackling Bend	Plumbing/Gas	New	Plumbing for new house	Brad's Plumbing	7,200	\$50.00
4958	8/4/2021	379 Cackling Bend	Plumbing/Gas	New	Plumbing for new house	Brad's Plumbing	7,200	\$50.00
4957	8/4/2021	397 Cackling Bend	Plumbing/Gas	New	Plumbing for new house	Brad's Plumbing	7,200	\$50.00
4956	8/4/2021	413 Cackling Bend	Plumbing/Gas	New	Plumbing for new house	Brad's Plumbing	7,200	\$50.00
4955	8/4/2021	374 Taverner Crossing	Plumbing/Gas	New	Plumbing for new house	Brad's Plumbing	7,200	\$50.00
4954	8/4/2021	370 Taverner Crossing	Plumbing/Gas	New	Plumbing for new house	Brad's Plumbing	7,200	\$50.00
4953	8/4/2021	384 Canada	Plumbing/Gas	New	Plumbing for new house	Brad's Plumbing	7,200	\$50.00
4952	8/4/2021	365 Taverner Crossing	Plumbing/Gas	New	Plumbing for new house	Brad's Plumbing	7,200	\$50.00
4951	8/4/2021	122 Northaven	Building	Remodel	Turning garage into homeschool space	Home owner	25,000	\$135.00
4950	8/4/2021	373 Taverner Crossing	Plumbing/Gas	New	Plumbing for new house	Brad's Plumbing	7,200	\$50.00
4949	8/4/2021	379 Taverner Crossing	Plumbing/Gas	New	Plumbing for new house	Brad's Plumbing	7,200	\$50.00
4948	8/4/2021	418 Cackling Bend	Plumbing/Gas	New	Plumbing for new house	Brad's Plumbing	7,200	\$50.00
4947	8/4/2021	412 Cackling Bend	Plumbing/Gas	New	Plumbing for new house	Brad's Plumbing	7,200	\$50.00
4946	8/4/2021	406 Cackling Bend	Plumbing/Gas	New	Plumbing for new house	Brad's Plumbing	7,200	\$50.00

4945	8/4/2021	402 Cackling Bend	Plumbing/Gas	New	Plumbing for new house	Brad's Plumbing	7,200	\$50.00
4944	8/4/2021	394 Cackling Bend	Plumbing/Gas	New	Plumbing for new house	Brad's Plumbing	7,200	\$50.00
4943	8/4/2021	388 Cackling Bend	Plumbing/Gas	New	Plumbing for new house	Brad's Plumbing	7,200	\$50.00
4942	8/4/2021	382 Cackling Bend	Plumbing/Gas	New	Plumbing for new house	Brad's Plumbing	7,200	\$50.00
4941	8/4/2021	376 Cackling Bend	Plumbing/Gas	New	Plumbing for new house	Brad's Plumbing	7,200	\$50.00
4940	8/4/2021	356 Canada	Plumbing/Gas	New	Plumbing for new house	Brad's Plumbing	7,200	\$50.00
4939	8/4/2021	344 Canada	Plumbing/Gas	New	Plumbing for new house	Brad's Plumbing	7,200	\$50.00
4938	8/4/2021	332 Canada	Plumbing/Gas	New	Plumbing for new house	Brad's Plumbing	7,200	\$50.00
<del>4937</del>	<del>8/4/2021</del>	<del>320 Canada</del>	<del>Plumbing/Gas</del>	<del>New</del>	<del>Plumbing for new house</del>	<del>Brad's Plumbing</del>	<del>7,200</del>	<del>\$50.00</del>
4936	8/4/2021	564 Goose Crossing	Plumbing/Gas	New	Plumbing for new house	Brad's Plumbing	7,200	\$50.00
4935	8/4/2021	554 Goose Crossing	Plumbing/Gas	New	Plumbing for new house	Brad's Plumbing	7,200	\$50.00
4934	8/4/2021	538 Goose Crossing	Plumbing/Gas	New	Plumbing for new house	Brad's Plumbing	7,200	\$50.00
4933	8/4/2021	338 Canada	Plumbing/Gas	New	Plumbing for new house	Brad's Plumbing	7,200	\$50.00
4931	8/4/2021	362 Canada	Plumbing/Gas	New	Plumbing for new house	Brad's Plumbing	7,200	\$50.00
4930	8/4/2021	350 Canada	Plumbing/Gas	New	Plumbing for new house	Brad's Plumbing	7,200	\$100.00
4929	8/4/2021	326 Canada	Plumbing/Gas	New	Plumbing for new house	Brad's Plumbing	7,200	\$50.00
4928	8/4/2021	568 Goose Crossing	Plumbing/Gas	New	Plumbing for new house	Brad's Plumbing	7,200	\$50.00
4927	8/4/2021	560 Goose Crossing	Plumbing/Gas	New	Plumbing for new house	Brad's Plumbing	7,200	\$50.00

4926	8/4/2021	550 Goose Crossing	Plumbing/Gas	New	Plumbing for new house	Brad's Plumbing	7,200	\$50.00
4925	8/4/2021	542 Goose Crossing	Plumbing/Gas	New	Plumbing for new house	Brad's Plumbing	7,200	\$50.00
4924	8/4/2021	534 Goose Crossing	Plumbing/Gas	New	Plumbing for new house	Brad's Plumbing	7,200	\$50.00
4923	8/4/2021	530 Goose Crossing	Plumbing/Gas	New	Plumbing for new house	Brad's Plumbing	7,200	\$50.00
4922	8/4/2021	12452 Jim Brooks	Mechanical	New	HVAC for new house	Sturdivant's Mechanical	24,000	\$130.00
4921	8/3/2021	228 New York	Building	New	New House	Riggins Construction	254,000	\$922.00
4920	8/3/2021	529 Grace	Building	New	New House	Riggins Construction	250,000	\$910.00
4919	8/3/2021	247 Wolfdale	Storage Building	New	New Carport	Homeowner	2,606	\$25.00
<del>4918</del>	<del>8/3/2021</del>	<del>10752 Garland McKee</del>	<del>Mechanical</del>	<del>New</del>	<del>HVAC for new house</del>	<del>Davis Air and Repair</del>	<del>18,000</del>	<del>\$100.00</del>
4917	8/3/2021	10752 Garland McKee	Electric	New	Electric for new house	Rare Valley Electric	22,000	\$120.00
4916	8/3/2021	214 Pine Meadows	Electric	Remodel	New wiring	Michael Lauier	3,500	\$30.00
4915	8/3/2021	261 Briarhill	Mechanical	Repair	HVAC change out	Franklin Heating and Air	6,564	\$45.00
4914	8/3/2021	394 Tacoma	Electric	New	Electric for new house	CM Electric	5,292	\$40.00
4913	8/3/2021	355 Tacoma	Electric	New	Electric for new house	CM Electric	7,316	\$50.00
4912	8/3/2021	122 Northaven	Plumbing/Gas	Remodel	Adding bathroom in garage	It's Plumbing	3,575	\$30.00
4911	8/3/2021	45 Watson	Electric	New	Cox power supply	Coulomb Systems	725	\$20.00
4910	8/3/2021	201 Cedar Brook	Mechanical	Repair	HVAC change out	Morrow Heat and Air	8,700	\$55.00

4909	8/3/2021	372	Wynadotte	Building	New	New House	Trademark Custom Homes	233,000	\$859.00
4908	8/3/2021	379	Wynadotte	Building	New	New House	Trademark Custom Homes	233,000	\$859.00
4907	8/3/2021	385	Wynadotte	Building	New	New House	Trademark Custom Homes	238,000	\$874.00
4906	8/3/2021	332	Wynadotte	Building	New	New House	Trademark Custom Homes	208,000	\$784.00
4905	8/3/2021	309	Mojave	Building	New	New House	Trademark Custom Homes	238,000	\$874.00
4904	8/3/2021	362	Wynadotte	Building	New	New House	Trademark Custom Homes	219,000	\$817.00
4903	8/3/2021	306	Wynadotte	Building	New	New House	Trademark Custom Homes	219,000	\$817.00
4902	8/3/2021	314	Wynadotte	Building	New	New House	Trademark Custom Homes	208,000	\$784.00
4901	8/3/2021	397	Wynadotte	Building	New	New House	Trademark Custom Homes	232,000	\$856.00
4900	8/3/2021	356	Wynadotte	Building	New	New House	Trademark Custom Homes	208,000	\$784.00
4899	8/3/2021	348	Wynadotte	Building	New	New House	Trademark Custom Homes	219,000	\$817.00
4898	8/3/2021	326	Wynadotte	Building	New	New House	Trademark Custom Homes	219,000	\$817.00

4897	8/3/2021	320	Wyrnadotte	Building	New	New House	Trademark Custom Homes	202,000	\$766.00
4896	8/3/2021	338	Wyrnadotte	Building	New	New House	Trademark Custom Homes	202,000	\$766.00
4895	8/2/2021	331	Tacoma	Building	New	New House	Mr. B's	281,000	\$1,003.00
4894	8/2/2021	337	Tacoma	Building	New	New House	Mr. B's	278,000	\$994.00
4893	8/2/2021	251	Nightfall	Plumbing/Gas	New	Plumbing for new house	Jerry's Plumbing	7,980	\$50.00
4892	8/2/2021	238	Nightfall	Plumbing/Gas	New	Plumbing for new house	Jerry's Plumbing	7,565	\$50.00
4891	8/2/2021	221	Nightfall	Plumbing/Gas	New	Plumbing for new house	Jerry's Plumbing	7,565	\$50.00
4890	8/2/2021	228	Amber Dawn	Plumbing/Gas	New	Plumbing for new house	Jerry's Plumbing	7,565	\$50.00
4889	8/2/2021	240	Amber Dawn	Plumbing/Gas	New	Plumbing for new house	Jerry's Plumbing	7,565	\$50.00
4888	8/2/2021	246	Amber Dawn	Plumbing/Gas	New	Plumbing for new house	Jerry's Plumbing	7,980	\$50.00
4887	8/2/2021	259	Amber Dawn	Plumbing/Gas	New	Plumbing for new house	Jerry's Plumbing	7,980	\$50.00
4886	8/2/2021	341	Tyler	Plumbing/Gas	New	Plumbing for new house	Jerry's Plumbing	7,980	\$50.00
4885	8/2/2021	390	Tyler	Plumbing/Gas	New	Plumbing for new house	Jerry's Plumbing	8,480	\$55.00
4884	8/2/2021	427	Tyler	Plumbing/Gas	New	Plumbing for new house	Jerry's Plumbing	7,980	\$50.00
4883	8/2/2021	433	Tyler	Plumbing/Gas	New	Plumbing for new house	Jerry's Plumbing	7,565	\$50.00
4882	8/2/2021	445	Tyler	Plumbing/Gas	New	Plumbing for new house	Jerry's Plumbing	8,230	\$55.00
4881	8/2/2021	451	Tyler	Plumbing/Gas	New	Plumbing for new house	Jerry's Plumbing	7,980	\$50.00
4880	8/2/2021	233	Nightfall	Building	New	New House	Riverwood Homes	219,000	\$817.00



4879	8/2/2021	420 Tyler	Building	New	New House	Riverwood Homes	276,000	\$988.00
4878	8/2/2021	239 Nightfall	Building	New	New House	Riverwood Homes	223,000	\$829.00
4876	8/2/2021	317 Tyler	Building	New	New House	Riverwood Homes	276,000	\$988.00
4875	8/2/2021	347 Tyler	Building	New	New House	Riverwood Homes	216,000	\$808.00
4874	8/2/2021	353 Tyler	Building	New	New House	Riverwood Homes	216,000	\$808.00
4873	8/2/2021	335 Tyler	Building	New	New House	Riverwood Homes	216,000	\$808.00
4872	8/2/2021	329 Tyler	Building	New	New House	Riverwood Homes	216,000	\$808.00
4870	8/2/2021	457 Tyler	Electric	New	Electric for new house	Electro Craft	5,423	\$40.00
4869	8/2/2021	<del>226</del> Pennsylvania	Building	New	New House	Riggins Construction	254,000	\$922.00
4868	8/2/2021	229 Amber Dawn	Mechanical	New	HVAC for new house	Air Control	3,500	\$30.00
4867	8/2/2021	210 Amber Dawn	Mechanical	New	HVAC for new house	Air Control	3,500	\$30.00
4866	8/2/2021	216 Amber Dawn	Mechanical	New	HVAC for new house	Air Control	3,500	\$30.00
4865	8/2/2021	222 Amber Dawn	Mechanical	New	HVAC for new house	Air Control	3,500	\$30.00
4864	8/2/2021	457 Tyler	Mechanical	New	HVAC for new house	Air Control	3,500	\$30.00
4863	8/2/2021	451 Tyler	Mechanical	New	HVAC for new house	Air Control	3,500	\$30.00
4862	8/2/2021	251 Nightfall	Mechanical	New	HVAC for new house	Air Control	3,500	\$30.00
4861	8/2/2021	396 Tyler	Mechanical	New	HVAC for new house	Air Control	3,500	\$30.00
4860	8/2/2021	204 Amber Dawn	Mechanical	New	HVAC for new house	Air Control	3,500	\$30.00

4859	8/2/2021	323 Tyler	Mechanical	New	HVAC for new house	Air Control	3,500	\$30.00
4858	8/2/2021	228 Amber	Mechanical	New	HVAC for new house	Air Control	3,500	\$30.00
4857	8/2/2021	247 Amber Dawn	Mechanical	New	HVAC for new house	Air Control	3,500	\$30.00
4856	8/2/2021	433 Tyler	Mechanical	New	HVAC for new house	Air Control	3,500	\$30.00
4854	8/2/2021	445 Tyler	Mechanical	New	HVAC for new house	Air Control	3,500	\$30.00
							<b>\$69,491.72</b>	

Total Records: 310

9/1/2021

Library

Circulation and Patron Services

	2021	JAN	FEB	MAR	APR	MAY	JUN	JUL	AUG	SEPT	OCT	NOV	DEC
Total Check Outs	1,811	1,538	1,976	2,034	2,883	4,723	4,208	4,034					
YTD Check Outs	1,811	3,349	5,325	7,359	10,242	14,965	19,173	23,207					
Total Check In	1,273	1,129	1,546	1,257	1,506	2,249	2,701	2,279					
YTD Check In	1,273	2,402	3,948	5,205	6,711	8,960	11,661	13,940					
Holds Satisfied	484	375	654	649	542	653	503	462					
YTD Hold Satisfied	484	859	1,513	2,162	2,704	3,357	3,860	4,322					
PAC Logins	546	535	707	483	479	600	574	548					
YTD PAC Logins	546	1,081	1,788	2,271	2,750	3,350	3,924	4,472					
New Cardholders	10	10	11	18	20	32	39	33					
YTD New Cardholders	10	20	31	49	69	101	140	173					
eMedia Circulation	169	137	147	128	169	165	187	223					
YTD eMedia Circulation	169	306	453	581	750	915	1,102	1,325					
<b>2020</b>	<b>JAN</b>	<b>FEB</b>	<b>MAR</b>	<b>APR</b>	<b>MAY</b>	<b>JUN</b>	<b>JUL</b>	<b>AUG</b>	<b>SEPT</b>	<b>OCT</b>	<b>NOV</b>	<b>DEC</b>	
Total Check Outs	4,265	4,152	1,471	5	177	487	778	598	983	1,585	2,132	2,096	
YTD Check Outs	4,265	8,417	9,888	9,893	10,070	10,557	11,335	11,933	12,916	14,501	16,633	18,729	
Total Check In	2,965	2,592	912	12	691	1,031	702	652	796	1,058	1,396	1,318	
YTD Check In	2,965	5,557	6,469	6,481	7,172	8,203	8,905	9,557	10,353	11,411	12,807	14,125	
Holds Satisfied	617	546	328	2	67	250	192	283	416	406	357	457	
YTD Hold Satisfied	617	1,163	1,491	1,493	1,560	1,810	2,002	2,285	2,701	3,107	3,464	3,921	
PAC Logins	526	540	409	130	205	238	244	290	480	495	497	432	
YTD PAC Logins	526	1,066	1,475	1,605	1,810	2,048	2,292	2,582	3,062	3,557	4,054	4,486	
New Cardholders	23	32	11	2*	2	8	8	15	26	17	12	21	
YTD New Cardholders	23	55	66	68	70	78	86	101	127	144	156	177	
eMedia Circulation				33**	122	96	98	95	96	105	84	120	
YTD eMedia Circulation				33	155	251	349	444	540	645	729	849	

\*began making eLibrary cards using on-line form

\*\*added downloadable media platform hoopla (eBooks, audiobooks, music albums, TV & movies)

Library

Computer Use

	JAN	FEB	MAR	APR	MAY	JUN	JUL	AUG	SEP	OCT	NOV	DEC
<b>2021</b>												
Early Literacy Station Users	0	0	0	0	0	0	0	0				
YTD Early Literacy Station Users	0	0	0	0	0	0	0	0				
Users	0	0	0	16	42	58	70	96				
YTD Users	0	0	0	16	58	116	186	282				
Device Checkout	0	0	0	0	0	0	0	0				
YTD Device Checkout	0	0	0	0	0	0	0	0				
<b>2020</b>												
Early Literacy Station Users	126	196	31	0	0	0	0	0				
YTD Early Literacy Station Users	126	322	322	322	322	322	322	322				
Users	229	233	105	0	0	0	0	0				
YTD Users	229	462	567	567	567	567	567	567				
Device Checkout	0	0	0	0	0	0	0	0				
YTD Device Checkout	0	0	0	0	0	0	0	0				

Library

Miscellaneous Services

	2021	JAN	FEB	MAR	APR	MAY	JUN	JUL	AUG	SEP	OCT	NOV	DEC
Color Print Services	0	0	0	0	4	11	3	2	65				
YTD Color Print Services	0	0	0	0	4	15	18	20	85				
Copy/Print Services	164	99	336	203	643	558	699	1,136					
YTD Copy/Print Services	164	263	599	802	1,445	2,003	2,702	3,838					
Fax Services	0	0	0	14	84	20	27	37					
YTD Fax Services	0	0	0	14	98	118	145	182					
Notary Services	0	0	0	0	11	10	10	10					
YTD Notary Services	0	0	0	0	11	21	31	41					
Reference Transactions	464	304	338	280	354	342	357	355					
YTD Reference Transactions	464	768	1,106	1,386	1,740	2,082	2,439	2,794					
Scanning Services	0	0	0	5	29	136	84	65					
YTD Scanning Services	0	0	0	5	34	170	254	319					
Staff Supervised Volunteer Hours	0	0	0	0	0	0	0	0					
YTD Staff Supervised Volunteer Hours	0	0	0	0	0	0	0	0					
Test Proctor	0	0	0	0	0	0	0	0					
YTD Test Proctor	0	0	0	0	0	0	0	0					
<b>2020</b>													
Color Print Services	43	39	145	0	0	0	0	0					
YTD Color Print Services	43	82	227	227	227	227	227	227					
Copy/Print Services	1,563	2,085	1,015	0	0	0	0	99*					
YTD Copy/Print Services	1,563	3,648	4,663	4,663	4,663	4,663	4,663	4,762					
Fax Services	63	61	54	0	0	0	0	0					
YTD Fax Services	63	124	178	178	178	178	178	178					
Notary Services	6	4	0	0	0	0	0	0					
YTD Notary Services	6	10	10	10	10	10	10	10					
Reference Transactions	547	533	220	149	127	170	164	156					
YTD Reference Transactions	547	1,080	1,300	1,449	1,576	1,746	1,910	2,066					
Scanning Services	140	246	384	0	0	0	0	0					
YTD Scanning Services	140	386	770	770	770	770	770	770					
Staff Supervised Volunteer Hours	29	39	1	0	0	0	0	0					
YTD Staff Supervised Volunteer Hours	29	68	69	69	69	69	69	69					
Test Proctor	0	0	0	0	0	0	0	0					
YTD Test Proctor	0	0	0	0	0	0	0	0					

\*started offering curbside print services

Library

Programs and Meetings

	JAN	FEB	MAR	APR	MAY	JUN	JUL	AUG	SEP	OCT	NOV	DEC
2021												
Arkansas Diamond Book Pairing Kit Pickup Book Club								8				
Community Story Time						94	56					
Craft Kit Pickup		27				436	268					
Kids Book Club/Tween STEM Club												
Kindergarten Story Time												
Leprechaun Challenge			6									
Meeting Room Use												
Monthly Family Movie Showing												
Study Room Use								8				
Summer Reading Balloon Performance						57						
Summer Reading Bird Sanctuary Program						19						
Summer Reading Work Out Your Wild Side						23	3					
Talewise Interactive Movie Showing							32					
Technology Instruction Session			4			1	2					
Trike Theatre Performance							34					
Total Monthly Program Attendance			6			193	393	10				
Number of Juvenile Programs		1		1		8	6	1				
Number of Young Adult Programs												
Number of Adult Programs								1				
Number of Non-library Meeting Room Events												

Library

Virtual Programs

2021	JAN	FEB	MAR	APR	MAY	JUN	JUL	AUG	SEP	OCT	NOV	DEC
Adult Summer Reading Club Sign-Ups						47	4					
Adult SRC Books Logged						57	56					
Adult Winter Reading Club Sign-Ups	26											
Adult WRC Books Logged	114											
Arkansas Diamond Book Pairing						92	4					
Children's Summer Reading Club Sign-ups					4	14,773	14,615					
Children's SRC logged minutes						12	1					
Gardening Class presented by BG Ozarks						2,414	2,398					
Teen Summer Reading Club Sign-ups						36	3					
Teen SRC logged minutes						8,945	11,261					
Tween Summer Reading Club Sign-ups						187	199					
Tween SRC logged minutes	26				4	187	199					
Total Monthly Program Attendance		3	2			2	2					
Number of Juvenile Programs						1	1					
Number of Young Adult Programs					1	1	1					
Number of Adult Programs	1					1	1					

**Library**

**Daily Visitors**

	JAN	FEB	MAR	APR	MAY	JUN	JUL	AUG	SEP	OCT	NOV	DEC
<b>2021</b>												
Visits	205	156	310	611	840	1,414	1,441	1,340				
<b>YTD Visits</b>	205	361	671	1,282	2,122	3,536	4,977	6,317				
<b>2020</b>												
Visits	2,407	2,234	828	0	0	0	0	0	66*	248	275	273
<b>YTD Visits</b>	2,407	4,641	5,469	5,469	5,469	5,469	5,469	5,469	5,535	5,783	6,058	6,331

\*beginning on 9/22 building open for express checkout only

## **Planning Commission Minutes August 23, 2021 at 6 PM**

**1. ROLL CALL** – Meeting was held in person and also via Zoom due to Corona Virus pandemic. Meeting was called to order by Chair Robert Mann. A quorum was present.

### **PRESENT**

Robert Mann, Chair  
Gerry Harris, Vice Chair  
Chad Ball  
Howard Carter  
Judy Horne  
Keith Macedo  
Jay Moore  
Bobby Wilson

### **ABSENT**

**City Employees Present:** Melissa McCarville, City Business Manager; Ernie Penn, Mayor; Chris Brackett, City Engineer; Steve Tennant, City Attorney; Rick Bramall, City Inspector

**2. Approval of Minutes:** July 26, 2021, meeting minutes were approved as written.

**3. Comments from Citizens:** None

**4A. Final Plat for Briarwood Estates; property owned by Landmarc Custom Homes, LLC located off Clyde Carnes Road; Parcel #760-03134-000 presented by Sand Creek Engineering:**

Tim Sorey with Sand Creek Engineering was present to discuss the request. He explained that this subdivision would have single-family lots, all at just under 1 acre. There will be only one street and two detention ponds near Clyde Carnes Road.

Chris Brackett read his memo with suggested conditions for approval as follows:

“The Briarwood Estates Subdivision Final Plat has been reviewed and it is our opinion that the Planning Commission’s approval should be conditional on the following comments.

1. The required Payment In Lieu of Park Land Conveyance must be paid prior to the signatures on the Final Plat. This fee will be \$600 per single family unit. The fee will be \$7,000 for 13 single family lots.
2. All public improvements including the sidewalk along the frontage of the two detention pond lots must be completed and a Final Inspection scheduled. All punch list items must be completed and accepted prior to final approval of the final plat.
3. A one-year Maintenance Bond to the City of Farmington for all public improvements with the exception to the water and sanitary sewer improvements must be provided prior to the signatures on the Final Plat. The engineer must submit an itemized cost of these improvements for approval prior to obtaining the bond.
4. Verify that all street names have been accepted by the County 911 coordinator and show addresses for all lots on the Final Plat.
5. If the sidewalk construction is to be delayed until the home construction then the developer shall provide an escrow account in accordance with Ordinance No 8.1(C), 3(A.). The engineer shall provide a cost estimate for the construction of the sidewalk for approval.
6. If the installation of the Street Lights has not been completed at the time of Final Plat signatures, then the developer shall provide the paid invoice from the electric company for these lights.
7. Provide one original and 6 copies of the recorded plat to the City.”



Tim Sorey stated they have items #1 and #3 currently in progress. They have no issues with the memo.

Chad Ball brought it to the attention of the commission that there were 15 single family lots on the plans but the memo referenced 13 lots. Tim Sorey said there are 15 buildable lots. Lots 16 and 17 are not buildable and are to be used for a detention pond. The payment in lieu of park land was corrected to reflect \$9,000 for 15 lots. Sand Creek has already paid that money.

Judy Horne suggested that they try to add a very small amount of low-growing landscaping along Clyde Carnes to mask the view of the detention pond from Clyde Carnes. She emphasized that this is not actually required by the landscape ordinance, but would enhance the entry to this estate-type subdivision. She reminded that the Landscape Ordinance does require very minimal, small-size landscaping around the edge of the detention ponds. Mr. Sorey said they are waiting to plant the detention pond landscaping when it is cooler.

**Public Comment:**

Jane Phillips- 424 Caballo: She was concerned about the drainage/flooding that may occur due the development.

Chris Brackett addressed this question. He stated that they have designed all the water to drain into the detention pond and it was designed to hold all the water runoff. Legally the subdivision developer can not dump more water on surrounding areas than what is now received on those properties.

Having no further discussion, Robert Mann called the question to approve the Final Plat for Briarwood Estates with correction of number of buildable lots to 15. Upon roll call, the motion passed unanimously.

Gerry Harris moved that the proposed Land Use Plan be put on the Agenda for the September 27<sup>th</sup> meeting. Motion was seconded by Chad Ball and passed unanimously.

Having no further business, meeting was adjourned.

---

Judy Horne - Secretary

---

Robert Mann - Chair

**OZARK REGIONAL TRANSIT**  
**Operating Statistics**  
*July 2021*

	Current Month				Year To Date			
	This Year	Prior Year	Change	% Chg	This Year	Prior Year	Change	% Chg
<b>FIXED ROUTE</b>								
FR Cash Fares	0	0	0	100.0%	0	993	-993	-100.0%
FR NWACC Free	0	0	0	100.0%	0	1,300	-1,300	-100.0%
FR ORT Pass	0	0	0	100.0%	0	1,211	-1,211	-100.0%
FR Children Free	0	0	0	100.0%	0	23	-23	-100.0%
FR Transfers	0	0	0	100.0%	0	38	-38	-100.0%
FR Free Fare *	13,474	10,982	2,492	22.7%	84,100	100,556	-16,456	-16.4%
FR Veterans Free	0	0	0	100.0%	0	218	-218	-100.0%
<b>Total Passengers</b>	<b>13,474</b>	<b>10,982</b>	<b>2,492</b>	<b>22.7%</b>	<b>84,100</b>	<b>104,339</b>	<b>-20,239</b>	<b>-19.4%</b>
<b>Passengers per Revenue Hour</b>	<b>4.8</b>	<b>3.8</b>	<b>1.1</b>	<b>28.1%</b>	<b>4.4</b>	<b>5.1</b>	<b>-0.7</b>	<b>-14.0%</b>
<b>Daily Passengers</b>	<b>642</b>	<b>499</b>	<b>142</b>	<b>28.5%</b>	<b>584</b>	<b>696</b>	<b>-112</b>	<b>-16.0%</b>
ADA Complementary Paratransit	795	730	65	8.9%	5,484	5,904	-420	-7.1%
Bike Passengers	273	417	-144	-34.5%	2,101	2,770	-669	-24.2%
<b>FR Revenue Hours</b>	<b>2,781</b>	<b>2,905</b>	<b>-124</b>	<b>-4.3%</b>	<b>19,066</b>	<b>20,345</b>	<b>-1,280</b>	<b>-6.3%</b>
<b>FR Service Hours</b>	<b>2,966</b>	<b>3,095</b>	<b>-129</b>	<b>-4.2%</b>	<b>20,322</b>	<b>21,716</b>	<b>-1,394</b>	<b>-6.4%</b>
<b>FR Revenue Miles</b>	<b>36,474</b>	<b>40,149</b>	<b>-3,675</b>	<b>-9.2%</b>	<b>263,311</b>	<b>291,319</b>	<b>-28,009</b>	<b>-9.6%</b>
<b>FR Service Miles</b>	<b>41,142</b>	<b>44,921</b>	<b>-3,779</b>	<b>-8.4%</b>	<b>294,972</b>	<b>325,973</b>	<b>-31,001</b>	<b>-9.5%</b>
<b>PARATRANSIT</b>								
PT Cash Fares	0	0	0	100.0%	0	567	-567	-100.0%
PT ORT Pass	0	0	0	100.0%	0	1,167	-1,167	-100.0%
PT Free Fare	1,170	966	204	21.1%	8,439	6,154	2,285	37.1%
<b>Total Passengers</b>	<b>1,170</b>	<b>966</b>	<b>204</b>	<b>21.1%</b>	<b>8,439</b>	<b>7,888</b>	<b>551</b>	<b>7.0%</b>
<b>Passengers per Revenue Hour</b>	<b>1.4</b>	<b>1.0</b>	<b>0.4</b>	<b>39.1%</b>	<b>1.5</b>	<b>1.1</b>	<b>0.4</b>	<b>35.0%</b>
<b>Daily Passengers</b>	<b>56</b>	<b>44</b>	<b>12</b>	<b>26.9%</b>	<b>59</b>	<b>53</b>	<b>6</b>	<b>11.4%</b>
<b>PT Revenue Hours</b>	<b>844</b>	<b>969</b>	<b>-125</b>	<b>-12.9%</b>	<b>5,820</b>	<b>7,344</b>	<b>-1,525</b>	<b>-20.8%</b>
<b>PT Service Hours</b>	<b>1,089</b>	<b>1,354</b>	<b>-265</b>	<b>-19.6%</b>	<b>7,379</b>	<b>9,567</b>	<b>-2,188</b>	<b>-22.9%</b>
<b>PT Revenue Miles</b>	<b>9,557</b>	<b>9,882</b>	<b>-325</b>	<b>-3.3%</b>	<b>66,509</b>	<b>74,934</b>	<b>-8,426</b>	<b>-11.2%</b>
<b>PT Service Miles</b>	<b>12,312</b>	<b>12,469</b>	<b>-157</b>	<b>-1.3%</b>	<b>84,827</b>	<b>96,404</b>	<b>-11,577</b>	<b>-12.0%</b>
<b>TOTAL</b>								
<b>Paratransit/Fixed Route Passengers</b>	<b>14,644</b>	<b>11,948</b>	<b>2,696</b>	<b>22.6%</b>	<b>92,539</b>	<b>112,227</b>	<b>-19,688</b>	<b>-17.5%</b>
<b>Daily PT/FR Passengers</b>	<b>697</b>	<b>543</b>	<b>154</b>	<b>28.4%</b>	<b>643</b>	<b>748</b>	<b>-106</b>	<b>-14.1%</b>
<b>Charter/Shuttle Passengers</b>	<b>15</b>	<b>15</b>	<b>0</b>	<b>0.0%</b>	<b>15</b>	<b>15</b>	<b>0</b>	<b>0.0%</b>
<b>Total Passengers</b>	<b>14,659</b>	<b>11,963</b>	<b>2,696</b>	<b>22.5%</b>	<b>92,554</b>	<b>112,242</b>	<b>-19,688</b>	<b>-17.5%</b>

	Current Month				Year To Date			
	This Year	Prior Year	Change	% Chg	This Year	Prior Year	Change	% Chg
Weekdays	21	22	-1	-4.5%	144	150	-6	-4.0%
Revenue Vehicles	30	35	-5	-14.3%				
Non-Revenue Vehicles	6	4	2	50.0%				
Total Vehicles	36	39	-3	-7.7%				
Total Miles (All Vehicles)	59,078	72,700	-13,622	-18.7%	411,572	483,213	-71,641	-14.8%
Diesel Fuel Consumed	4,355	3,192	1,163	36.5%	27,731	22,432	5,299	23.6%
Gas Consumed	4,294	5,633	-1,339	-23.8%	26,038	37,238	-11,200	-30.1%
CNG Consumed	0	71	-71	-100.0%	0	324	-324	-100.0%
Miles Per Gallon	6.8	8.2	-1.3	-16.4%	7.7	8.1	-0.4	-5.0%
Road calls	0	1			6	10		
Accidents	0	0			7	10		
Operations (Full Time Equivalent)	39	38	1	2.6%				
Maintenance	11	11	0	0.0%				
Administration	10	7	3	42.9%				
Total	60	56	4	7.1%				
Inbound Calls	4,050				27,136			
Outbound Calls	2,007				14,068			
Total Calls	6,057				41,204			
Average Call Duration	1:48				1:49			

## Route Summary - July 2021

### Fixed Routes

Route	Days	Passengers		Revenue Hours		Revenue Miles		Service Hours		Service Miles	
		Daily	Total	Daily	Total	Daily	Total	Daily	Total	Daily	Total
10-1	21	133.0	2,792	13.0	273.0	179.4	3,766.6	13.5	283.5	189.8	3,985.0
10-2	21	63.8	1,339	13.0	273.0	178.8	3,755.8	14.0	294.0	199.0	4,180.0
20	21	132.7	2,786	13.5	283.5	191.8	4,028.8	14.5	304.5	212.0	4,453.0
30	21	23.7	497	13.0	273.0	114.3	2,400.6	13.5	283.5	124.7	2,619.0
11	21	19.5	410	9.0	189.0	132.6	2,785.6	10.3	217.0	163.0	3,424.0
ODT1	26	14.0	364	11.1	289.0	84.0	2,183.0	12.1	315.0	114.0	2,963.0
ODT2	26	13.2	342	10.2	266.0	85.5	2,224.0	11.2	292.0	115.5	3,004.0
61	21	109.4	2,298	13.0	273.0	205.9	4,323.6	13.5	283.5	216.3	4,542.0
62	21	99.5	2,089	13.6	285.3	177.0	3,716.0	14.1	295.8	183.0	3,842.0
63	21	19.0	398	8.0	168.0	152.1	3,195.0	8.0	168.0	152.1	3,195.0
490	21	7.6	159	9.9	208.3	195.0	4,095.0	10.9	229.3	235.0	4,935.0
<b>Total</b>		<b>635.2</b>	<b>13,474</b>	<b>127.3</b>	<b>2,781.0</b>	<b>1,696.5</b>	<b>36,474.0</b>	<b>135.7</b>	<b>2,966.0</b>	<b>1,904.5</b>	<b>41,142.0</b>

### Paratransit Routes

Route	Days	Passengers		Revenue Hours		Revenue Miles		Service Hours		Service Miles	
		Daily	Total	Daily	Total	Daily	Total	Daily	Total	Daily	Total
DR - CC	21	6.2	131	5.3	112.0	18.6	390.9	7.4	154.5	22.9	481.0
PT1	21	9.4	198	5.7	120.5	91.8	1,927.9	7.4	155.3	108.1	2,271.0
PT2	21	9.6	202	7.0	147.8	78.2	1,641.8	8.9	186.0	106.8	2,242.0
PT3	20	9.0	179	6.3	125.6	80.0	1,600.1	8.0	159.2	97.2	1,943.0
PT4	19	8.9	169	6.8	128.9	75.4	1,432.1	8.4	160.1	107.4	2,041.0
PT5	21	7.6	160	5.3	110.7	75.6	1,588.4	7.3	153.0	92.0	1,933.0
PT6	15	8.7	131	6.5	98.1	65.0	975.5	8.1	121.0	93.4	1,401.0
PT7	0	0.0	0	0.0	0.0	0.0	0.0	0.0	0.0	0.0	0.0
PT8	0	0.0	0	0.0	0.0	0.0	0.0	0.0	0.0	0.0	0.0
<b>Total</b>		<b>59.5</b>	<b>1,170</b>	<b>43.0</b>	<b>843.5</b>	<b>484.7</b>	<b>9,556.7</b>	<b>55.3</b>	<b>1,089.0</b>	<b>627.8</b>	<b>12,312.0</b>

### Service Totals

	Passengers		Revenue Hours		Revenue Miles		Service Hours		Service Miles	
	Daily	Total	Daily	Total	Daily	Total	Daily	Total	Daily	Total
Paratransit	59.5	1,170.0	43.0	843.5	484.7	9,556.7	55.3	1,089.0	627.8	12,312.0
Fixed Route	635.2	13,474.0	127.3	2,781.0	1,696.5	36,474.0	135.7	2,966.0	1,904.5	41,142.0
<b>Grand Total</b>		<b>14,644.0</b>		<b>3,624.5</b>		<b>46,030.7</b>		<b>4,055.0</b>		<b>53,454.0</b>

### Fixed Routes

10-1, 10-2, 20, 30: Fayetteville  
 61, 62, 63: Springdale  
 ODT1, ODT2: Rogers  
 11: Bentonville  
 490: I49 Commuter Express

### Paratransit Routes

DR - CC: Demand Response Route in Carroll County  
 PT1 - PT8: ADA Paratransit / Demand Response Routes

## Route Summary - July 2021

### Fixed Routes

Route	Days	Passengers				Wheel-chairs		Bikes	
		Daily	Total	Per Rev Hour	Per Rev Mile	Daily	Total	Daily	Total
10-1	21	133.0	2,792	10.2	0.7	1.5	32	3.7	78
10-2	21	63.8	1,339	4.9	0.4	1.2	26	1.2	26
20	21	132.7	2,786	9.8	0.7	1.3	28	2.1	45
30	21	23.7	497	1.8	0.2	0.4	9	0.1	2
11	21	19.5	410	2.2	0.1	3.0	62	0.0	0
ODT1	26	14.0	364	1.3	0.2	0.0	0	0.2	5
ODT2	26	13.2	342	1.3	0.2	0.0	0	0.0	1
61	21	109.4	2,298	8.4	0.5	0.5	11	2.1	44
62	21	99.5	2,089	7.3	0.6	2.3	49	2.9	60
63	21	19.0	398	2.4	0.1	0.1	3	0.0	1
490	21	7.6	159	0.8	0.0	0.0	0	0.5	11
		<b>635.2</b>	<b>13,474</b>	<b>50.4</b>	<b>3.7</b>	<b>10.5</b>	<b>220</b>	<b>12.9</b>	<b>273</b>

### Paratransit Routes

Route	Days	Passengers				Wheel-chairs	
		Daily	Total	Per Rev Hour	Per Rev Mile	Daily	Total
DR - CC	21	6.2	131	1.2	0.3	0.0	0
PT1	21	9.4	198	1.6	0.1	1.5	31
PT2	21	9.6	202	1.4	0.1	2.7	56
PT3	20	9.0	179	1.4	0.1	1.0	20
PT4	19	8.9	169	1.3	0.1	1.2	23
PT5	21	7.6	160	1.4	0.1	1.6	34
PT6	15	8.7	131	1.3	0.1	2.1	31
PT7	0	0.0	0	0.0	0.0	0.0	0
PT8	0	0.0	0	0.0	0.0	0.0	0
		<b>59.5</b>	<b>1,170</b>	<b>9.7</b>	<b>1.0</b>	<b>10.0</b>	<b>195</b>

### Weekday Service Totals

	Passengers				Wheel-chairs		Bikes	
	Daily	Total	Per Rev Hour	Per Rev Mile	Daily	Total	Daily	Total
Paratransit	59.5	1,170	9.7	1.0	10.0	195	0.0	0
Fixed Route	635.2	13,474	50.4	3.7	10.5	220	12.9	273
<b>Grand Total</b>		<b>14,644.0</b>				<b>415.0</b>		<b>273.0</b>

### Fixed Routes

10-1, 10-2, 20, 30: Fayetteville  
 61, 62, 63: Springdale  
 ODT1, ODT2: Rogers  
 11: Bentonville  
 490: I49 Commuter Express

### Paratransit Routes

DR - CC: Demand Response Route in Carroll County  
 PT1 - PT8: ADA Paratransit / Demand Response Routes

# Rogers On Demand Transit Summary

July 2021

Weekdays	Passengers	Passengers per Hour
7/1/2021	38	1.3
7/2/2021	20	0.7
7/6/2021	20	0.9
7/7/2021	23	1.0
7/8/2021	30	1.0
7/9/2021	28	0.9
7/12/2021	44	1.9
7/13/2021	18	0.8
7/14/2021	51	2.2
7/15/2021	36	1.8
7/16/2021	16	0.5
7/19/2021	44	1.5
7/20/2021	32	1.4
7/21/2021	34	1.4
7/22/2021	25	1.1
7/23/2021	43	1.4
7/26/2021	41	1.7
7/27/2021	23	1.0
7/28/2021	31	1.3
7/29/2021	31	1.1
7/30/2021	31	1.0
<b>Total</b>	<b>659</b>	<b>1.2</b>

Saturdays	Passengers	Passengers per Hour
7/3/2021	4	0.3
7/10/2021	8	0.7
7/17/2021	14	0.8
7/24/2021	14	1.2
7/31/2021	7	0.6
<b>Total</b>	<b>47</b>	<b>0.7</b>

Top 10 Bus Stop Activity Locations	
Bus Stop	Serviced *
[R154] Walmart Supercenter at 21st	136
[R230] NWACC Burns Hall	93
[R231] Frisco Station Mall	66
[R235] Easy St at Doubletree Apts	57
[R157] Rogers Activity Center	50
[R209] 46th & Locust (Northbound)	44
[R151] Walmart on Pleasant Grove	43
[R165] Poplar & 15th	42
[R108] 8th & Olrich (Northbound)	41
[R109] 8th & Olrich (Southbound)	40

\* - Number of passenger pickups and/or dropoffs

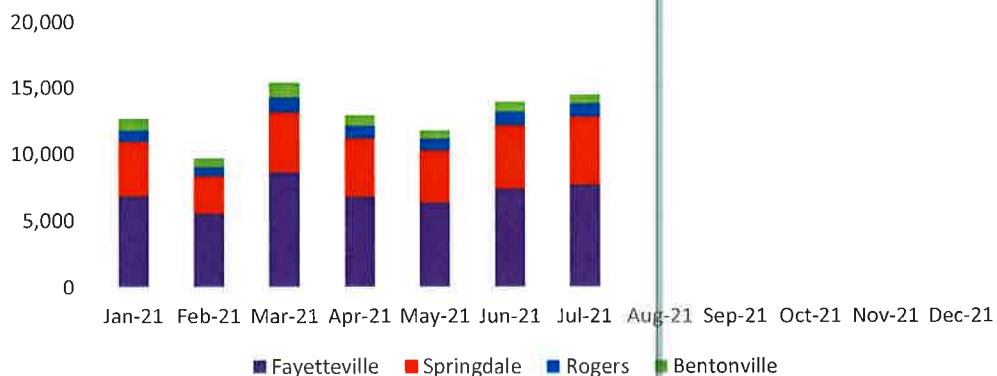
## On Demand Transit Daily Passengers



## ORT Ridership Summary

Boardings	Jan-21	Feb-21	Mar-21	Apr-21	May-21	Jun-21	Jul-21	Aug-21	Sep-21	Oct-21	Nov-21	Dec-21	Total
<b>Total System</b>													
Fixed Route	11,801	9,024	14,280	11,840	10,798	12,883	13,474						84,100
ADA Paratransit	760	564	842	853	815	855	795						5,484
Demand Response	323	298	625	523	404	407	375						2,955
<b>Total Passengers</b>	<b>12,884</b>	<b>9,886</b>	<b>15,747</b>	<b>13,216</b>	<b>12,017</b>	<b>14,145</b>	<b>14,644</b>						<b>92,539</b>
<b>Fayetteville</b>													
Fixed Route	6,681	5,379	8,330	6,560	6,122	7,141	7,454						47,667
ADA Paratransit	165	140	198	232	223	208	188						1,354
Demand Response	44	53	108	58	45	57	60						425
<b>Total Passengers</b>	<b>6,890</b>	<b>5,572</b>	<b>8,636</b>	<b>6,850</b>	<b>6,390</b>	<b>7,406</b>	<b>7,702</b>						<b>49,446</b>
<b>Springdale</b>													
Fixed Route	3,750	2,567	4,198	4,061	3,611	4,449	4,824						27,460
ADA Paratransit	287	195	260	244	235	247	242						1,710
Demand Response	28	27	56	46	58	57	64						336
<b>Total Passengers</b>	<b>4,065</b>	<b>2,789</b>	<b>4,514</b>	<b>4,351</b>	<b>3,904</b>	<b>4,753</b>	<b>5,130</b>						<b>29,506</b>
<b>Rogers</b>													
Fixed Route	631	520	876	646	622	785	746						4,826
ADA Paratransit	169	124	203	203	184	195	173						1,251
Demand Response	36	30	74	70	56	63	56						385
<b>Total Passengers</b>	<b>836</b>	<b>674</b>	<b>1,153</b>	<b>919</b>	<b>862</b>	<b>1,043</b>	<b>975</b>						<b>6,462</b>
<b>Bentonville</b>													
Fixed Route	739	558	876	573	443	508	450						4,147
ADA Paratransit	139	105	181	174	171	196	184						1,150
Demand Response	40	36	81	66	41	47	45						356
<b>Total Passengers</b>	<b>918</b>	<b>699</b>	<b>1,138</b>	<b>813</b>	<b>655</b>	<b>751</b>	<b>679</b>						<b>5,653</b>
<b>Other Areas</b>													
Fixed Route	0	0	0	0	0	0	0						0
ADA Paratransit	0	0	0	0	0	0	0						0
Demand Response	175	152	306	283	204	183	150						1,453
<b>Total Passengers</b>	<b>175</b>	<b>152</b>	<b>306</b>	<b>283</b>	<b>204</b>	<b>183</b>	<b>150</b>						<b>1,453</b>

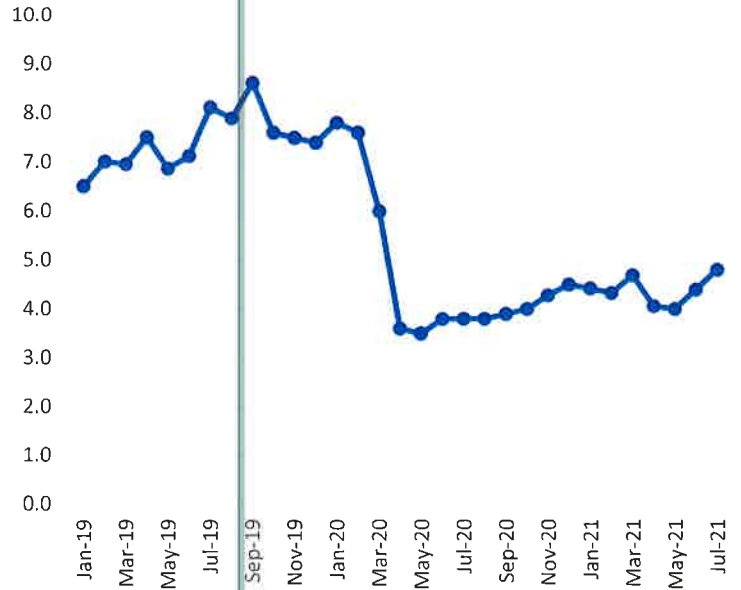
## ORT Ridership Totals



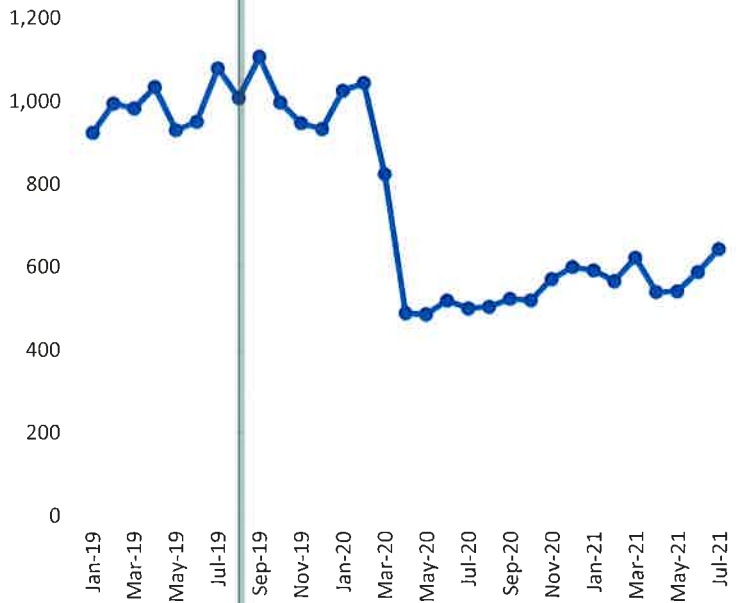
## ORT Fixed Route Ridership Trends - January 2019 to Present

Month	Passengers per Revenue Hour	Daily Passengers
Jan-19	6.5	924
Feb-19	7.0	995
Mar-19	7.0	983
Apr-19	7.5	1,034
May-19	6.9	931
Jun-19	7.1	950
Jul-19	8.1	1,079
Aug-19	7.9	1,007
Sep-19	8.6	1,106
Oct-19	7.6	997
Nov-19	7.5	948
Dec-19	7.4	933
Jan-20	7.8	1,025
Feb-20	7.6	1,043
Mar-20	6.0	824
Apr-20	3.6	488
May-20	3.5	485
Jun-20	3.8	518
Jul-20	3.8	499
Aug-20	3.8	503
Sep-20	3.9	522
Oct-20	4.0	518
Nov-20	4.3	569
Dec-20	4.5	598
Jan-21	4.4	590
Feb-21	4.3	564
Mar-21	4.7	621
Apr-21	4.1	538
May-21	4.0	540
Jun-21	4.4	586
Jul-21	4.8	642

### Passengers per Revenue Hour



### Daily Passengers

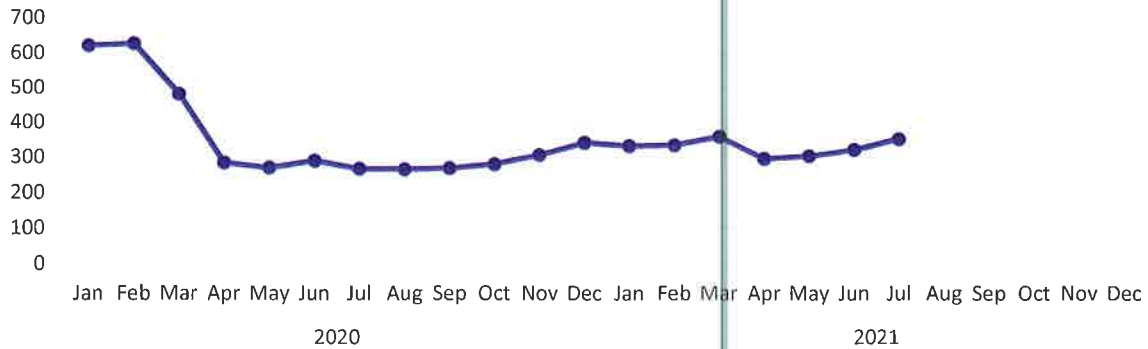


City of Fayetteville Fixed Routes

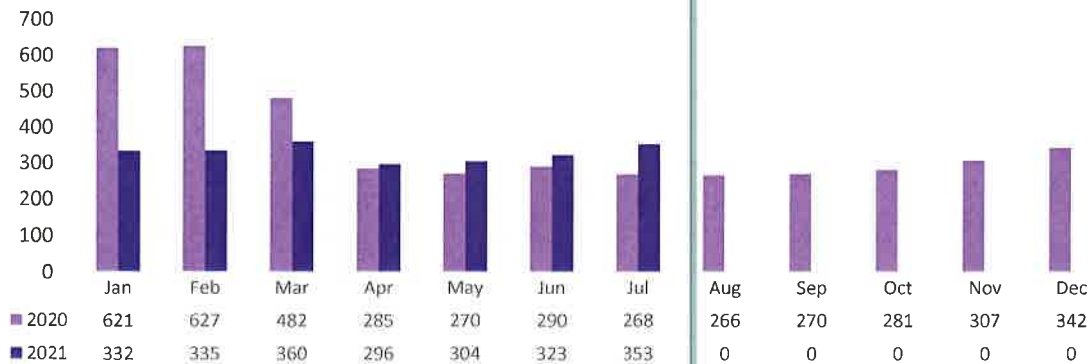
July 2021

Route	Days		Passengers			Revenue Hours			Passengers per Hour	
	Jul	2021	Daily	Jul	2021	Daily	Jul	2021	Jul	2021
10-1	21	144	133	2,792	17,646	13.0	273	1,872	10.2	9.4
10-2	21	144	64	1,339	8,371	13.0	273	1,872	4.9	4.5
10	21	144	197	4,131	26,017	26.0	546	3,744	15.1	13.9
20	21	144	133	2,786	17,082	13.5	284	1,944	9.8	8.8
30	21	142	24	497	4,300	13.0	273	1,846	1.8	2.3
<b>Total</b>			<b>353</b>	<b>7,414</b>	<b>47,399</b>	<b>52.5</b>	<b>1,103</b>	<b>7,534</b>	<b>26.8</b>	<b>25.0</b>

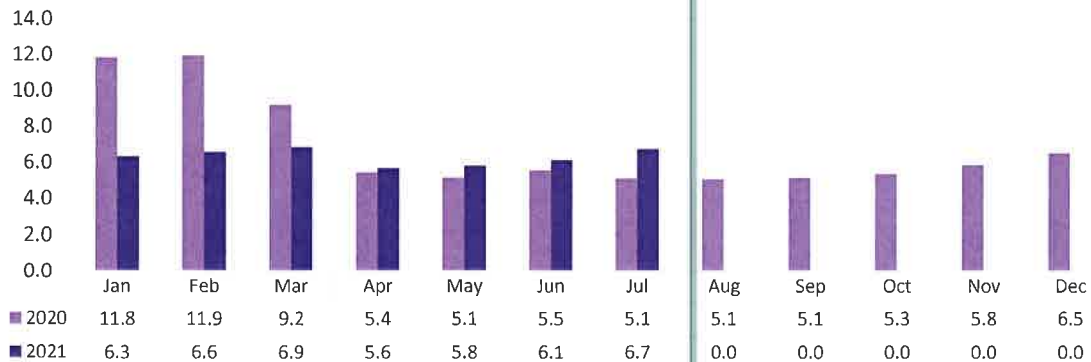
Average Daily Passengers



City Routes Daily Passengers



City Routes Passengers per Revenue Hour



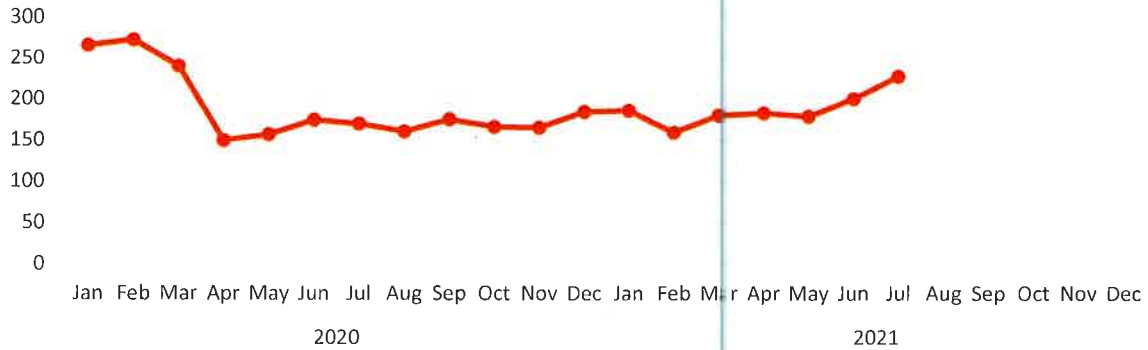


City of Springdale Fixed Routes

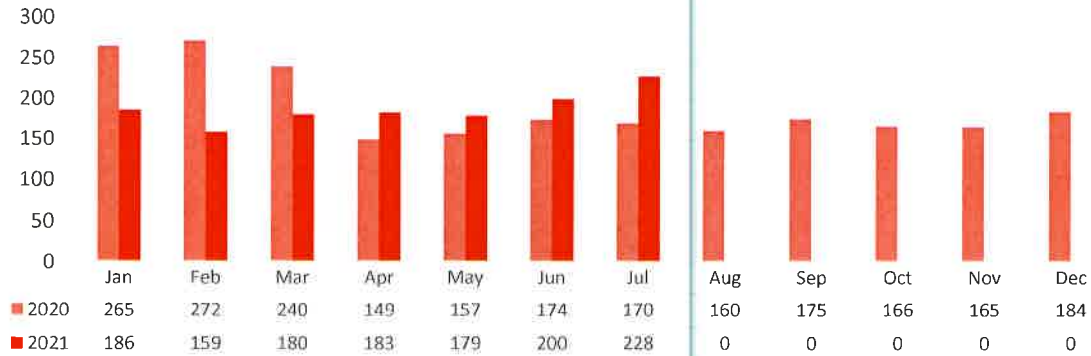
July 2021

Route	Days		Passengers			Revenue Hours			Passengers per Hour	
	Jul	2021	Daily	Jul	2021	Daily	Jul	2021	Jul	2021
61	21	144	109	2,298	13,276	13.0	273	1,866	8.4	7.1
62	21	144	99	2,089	11,948	13.6	285	1,956	7.3	6.1
63	21	144	19	398	1,970	8.0	168	1,152	2.4	1.7
<b>Total</b>			<b>228</b>	<b>4,785</b>	<b>27,194</b>	<b>34.6</b>	<b>726</b>	<b>4,974</b>	<b>18.1</b>	<b>14.9</b>

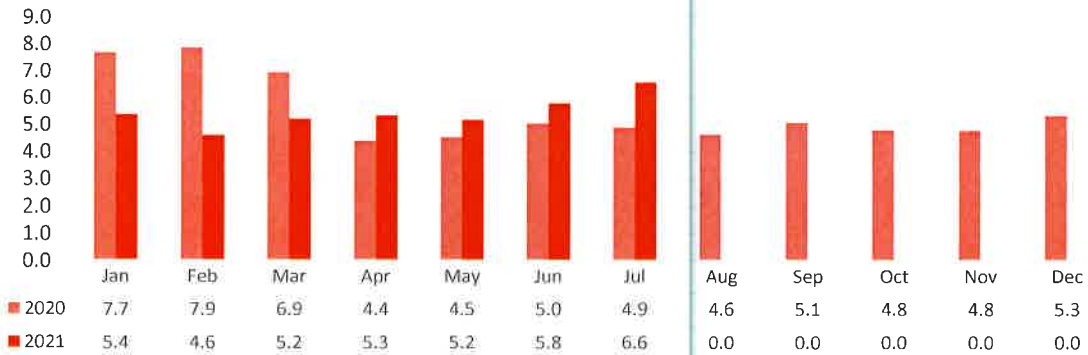
Average Daily Passengers



City Routes Daily Passengers



City Routes Passengers per Revenue Hour

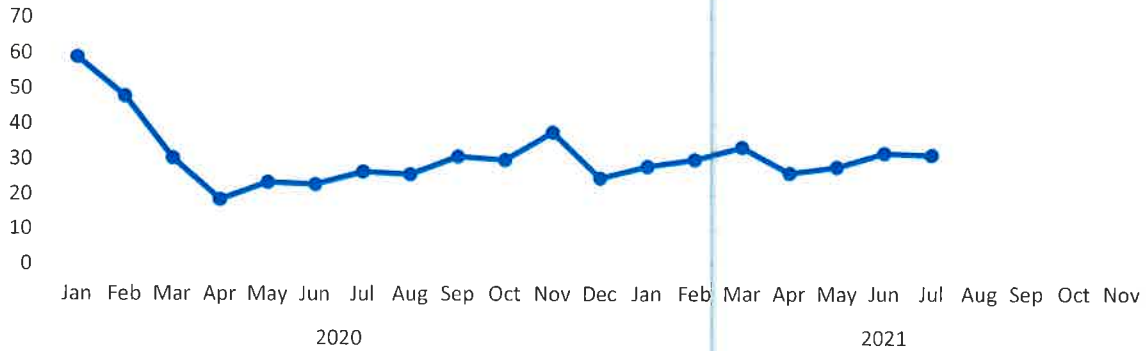


City of Rogers Fixed Routes

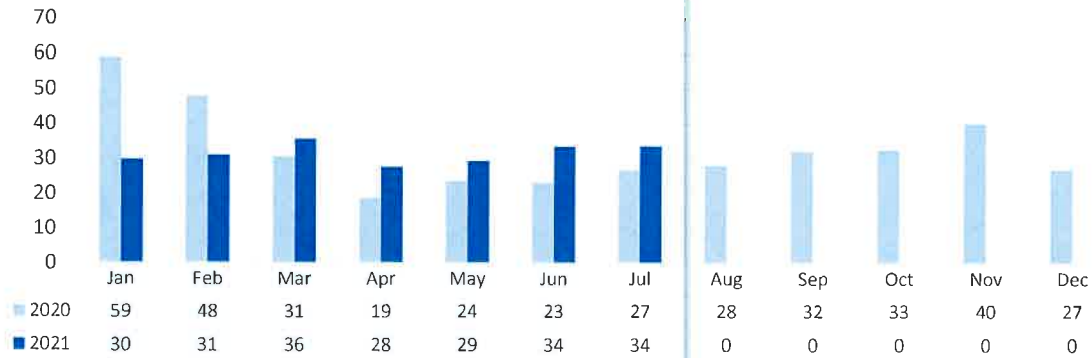
July 2021

Route	Days		Passengers			Revenue Hours			Passengers per Hour	
	Jul	2021	Daily	Jul	2021	Daily	Jul	2021	Jul	2021
ODT1	26	175	14	364	2,597	11.1	289	1,947	1.3	1.3
ODT2	26	172	13	342	1,960	10.2	266	1,897	1.3	1.0
<b>Total</b>				<b>706</b>	<b>4,557</b>		<b>555</b>	<b>3,844</b>	<b>2.5</b>	<b>2.4</b>

Average Daily Passengers



City Routes Daily Passengers



City Routes Passengers per Revenue Hour

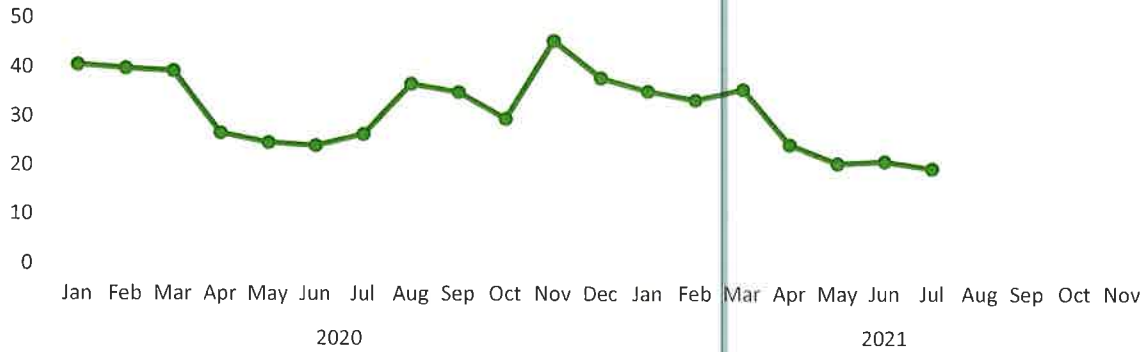


City of Bentonville Fixed Route

July 2021

Route	Days		Passengers			Revenue Hours			Passengers per Hour	
	Jul	2021	Daily	Jul	2021	Daily	Jul	2021	Jul	2021
11	21	144	20	410	3,878	9.0	189	1,296	2.2	3.0
<b>Total</b>			<b>20</b>	<b>410</b>	<b>3,878</b>	<b>9</b>	<b>189</b>	<b>1,296</b>	<b>2.2</b>	<b>3.0</b>

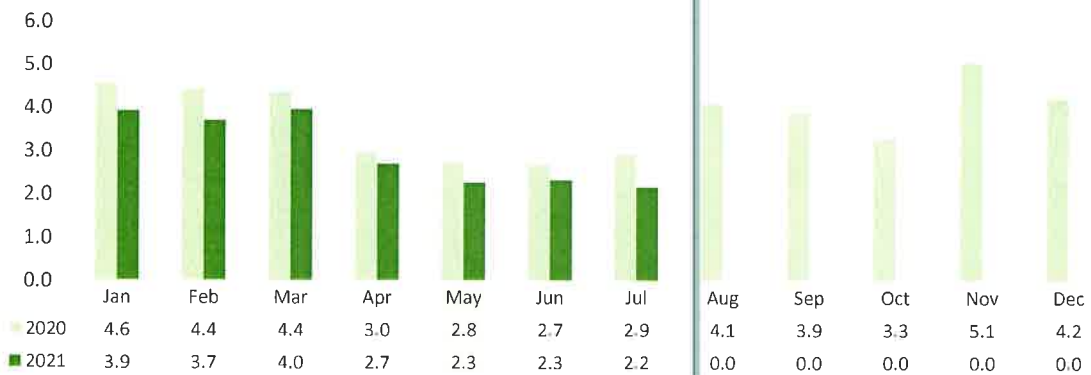
Average Daily Passengers



City Route Daily Passengers



City Route Passengers per Revenue Hour

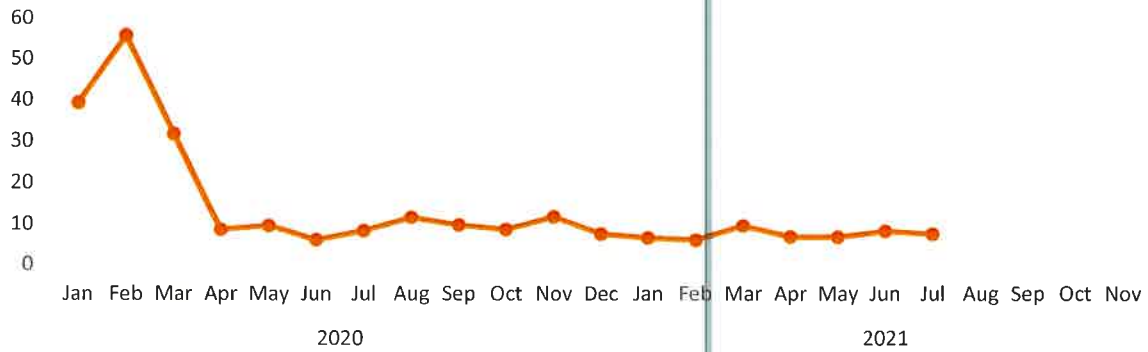


**490 Express Route**

*July 2021*

Route	Days		Passengers			Revenue Hours			Passengers per Hour	
	Jul	2021	Daily	Jul	2021	Daily	Jul	2021	Jul	2021
490	21	143	8	159	1,072	9.9	208	1,418	0.8	0.8
<b>Total</b>			<b>8</b>	<b>159</b>	<b>1,072</b>	<b>10</b>	<b>208</b>	<b>1,418</b>	<b>0.8</b>	<b>0.8</b>

**Average Daily Passengers**



**Passenger Boardings by City**  
YTD through July

Benton County	2021				2020			
	Fixed Route	ADA Paratransit	Demand Response	Total	Fixed Route	ADA Paratransit	Demand Response	Total
Avoca	0	0	0	0	0	0	0	0
Bella Vista	0	0	2	2	0	0	0	0
Benton County	0	0	11	11	0	0	0	0
Bentonville	4,147	1,150	356	5,653	5,599	842	401	6,842
Cave Springs	0	0	0	0	0	0	0	0
Centerton	0	0	12	12	0	0	3	3
Garfield	0	0	0	0	0	0	0	0
Gravette	0	0	0	0	0	0	0	0
Little Flock	0	0	0	0	0	0	0	0
Lowell	0	19	50	69	0	0	66	66
Pea Ridge	0	0	3	3	0	0	0	0
Rogers	4,826	1,251	385	6,462	5,756	1,042	323	7,121
Siloam Springs	0	0	0	0	0	0	0	0
<b>Total</b>	<b>8,973</b>	<b>2,420</b>	<b>819</b>	<b>12,212</b>	<b>11,355</b>	<b>1,884</b>	<b>793</b>	<b>14,032</b>

Washington County	2021				2020			
	Fixed Route	ADA Paratransit	Demand Response	Total	Fixed Route	ADA Paratransit	Demand Response	Total
Elkins	0	0	0	0	0	0	5	5
Farmington	0	0	11	11	0	0	40	40
Fayetteville	47,667	1,354	425	49,446	61,588	1,470	262	63,320
Goshen	0	0	0	0	0	0	0	0
Greenland	0	0	0	0	0	0	0	0
Johnson	0	0	2	2	0	0	0	0
Lincoln	0	0	0	0	0	0	0	0
Prairie Grove	0	0	0	0	0	0	3	3
Springdale	27,460	1,710	336	29,506	31,396	2,550	295	34,241
Washington County	0	0	1	1	0	0	11	11
West Fork	0	0	5	5	0	0	3	3
<b>Total</b>	<b>75,127</b>	<b>3,064</b>	<b>780</b>	<b>78,971</b>	<b>92,984</b>	<b>4,020</b>	<b>619</b>	<b>97,623</b>

Carroll County	2021				2020			
	Fixed Route	ADA Paratransit	Demand Response	Total	Fixed Route	ADA Paratransit	Demand Response	Total
Berryville	0	0	1,238	1,238	0	0	448	448
Carroll County	0	0	111	111	0	0	120	120
Eureka Springs	0	0	0	0	0	0	0	0
Green Forest	0	0	7	7	0	0	4	4
<b>Total</b>	<b>0</b>	<b>0</b>	<b>1,356</b>	<b>1,356</b>	<b>0</b>	<b>0</b>	<b>572</b>	<b>572</b>

Madison County	2021				2020			
	Fixed Route	ADA Paratransit	Demand Response	Total	Fixed Route	ADA Paratransit	Demand Response	Total
Huntsville	0	0	0	0	0	0	0	0
Madison County	0	0	0	0	0	0	0	0
<b>Total</b>	<b>0</b>	<b>0</b>	<b>0</b>	<b>0</b>	<b>0</b>	<b>0</b>	<b>0</b>	<b>0</b>

Grand Total	2021				2020			
	Fixed Route	ADA Paratransit	Demand Response	Total	Fixed Route	ADA Paratransit	Demand Response	Total
<b>Grand Total</b>	<b>84,100</b>	<b>5,484</b>	<b>2,955</b>	<b>92,539</b>	<b>104,339</b>	<b>5,904</b>	<b>1,984</b>	<b>112,227</b>